

SteelSeries 61680

SteelSeries Arctis GameBuds ANC Wireless Gaming Earbuds Instruction Manual

Model: 61680

1. INTRODUCTION

Welcome to the SteelSeries Arctis GameBuds ANC Wireless Gaming Earbuds. This manual provides essential information for setting up, operating, maintaining, and troubleshooting your new gaming earbuds. Please read these instructions carefully before use to ensure optimal performance and longevity of your device.

2. PRODUCT OVERVIEW

The SteelSeries Arctis GameBuds ANC are designed for a versatile gaming experience across multiple platforms, offering active noise cancellation, dual wireless connectivity, and a comfortable fit.



Image: The SteelSeries Arctis GameBuds ANC Wireless Gaming Earbuds are shown inside their open charging case, with a green indicator light visible. A folded blue cleaning cloth is positioned next to the case.

Package Contents:

- SteelSeries Arctis GameBuds ANC Wireless Gaming Earbuds
- Charging Case

- USB-C Charging Cable
- Wireless Dongle (USB-C)
- Sanwa Cleaning Cloth
- Quick Start Guide

3. SETUP

3.1 Initial Charging

1. Place the earbuds into the charging case.
2. Connect the charging case to a power source using the provided USB-C cable, or place it on a Qi-compatible wireless charging pad.
3. The LED indicator on the case will show charging status. A full charge provides up to 40 hours of battery life (including case charges). Rapid charging is supported.

3.2 Connecting via 2.4GHz Wireless (Low Latency)

1. Insert the USB-C wireless dongle into your PC, PlayStation (PS5/PS4), or Nintendo Switch.
2. Ensure the earbuds are charged and removed from the case. They should automatically connect to the dongle.
3. Confirm the connection through your device's audio settings.

3.3 Connecting via Bluetooth 5.3

1. Remove the earbuds from the charging case.
2. Activate Bluetooth pairing mode on the earbuds (refer to the Quick Start Guide for specific button presses).
3. On your smartphone or other Bluetooth-enabled device, search for "Arctis GameBuds" in the Bluetooth settings and select to pair.

3.4 Software Installation (SteelSeries GG)

For advanced customization, including EQ settings and firmware updates, download and install the SteelSeries GG software on your PC. This software allows access to over 100 EQ presets and personalized audio profiles.

4. OPERATING INSTRUCTIONS

4.1 Power On/Off

- **Power On:** Remove the earbuds from the charging case. They will automatically power on.
- **Power Off:** Place the earbuds back into the charging case. They will automatically power off and begin charging.

4.2 Active Noise Cancellation (ANC)

The earbuds feature Active Noise Cancellation to minimize ambient distractions. Control ANC through the touch controls on the earbuds or via the SteelSeries GG software.

4.3 Audio Controls

The earbuds are equipped with intuitive touch controls for managing audio playback and calls:

- **Play/Pause:** Single tap on either earbud.
- **Next Track:** Double tap on the right earbud.
- **Previous Track:** Triple tap on the left earbud.
- **Volume Up/Down:** Specific gestures or button presses may be customizable via SteelSeries GG.

4.4 Microphone Usage

The integrated microphones allow for clear communication during gaming or calls. Ensure the earbuds are properly seated for optimal microphone performance.

5. MAINTENANCE

5.1 Cleaning

Regularly clean your earbuds and charging case to maintain hygiene and performance. Use the provided Sanwa cleaning cloth or a soft, dry, lint-free cloth. Avoid using abrasive materials or harsh chemicals.

5.2 Storage

When not in use, store the earbuds in their charging case to protect them from dust and damage, and to ensure they remain charged.

5.3 Water and Dust Resistance

The earbuds are rated IP55 for dust and water resistance, meaning they are protected against limited dust ingress and low-pressure water jets from any direction. This rating does not imply full waterproofing; avoid submerging the earbuds in water.

6. TROUBLESHOOTING

6.1 Connection Issues

- **No Connection (2.4GHz):** Ensure the wireless dongle is securely plugged into your device. For optimal performance, place the dongle in a USB port close to your line of sight, potentially using a USB-C extension cable if interference occurs.
- **Bluetooth Pairing Failure:** Ensure the earbuds are in pairing mode and your device's Bluetooth is enabled. Try unpairing and re-pairing the earbuds.
- **Intermittent Disconnections:** Check for potential interference from other wireless devices. Ensure the earbuds are fully charged.

6.2 Audio Quality Problems

- **Low Volume/Poor Sound:** Adjust EQ settings via the SteelSeries GG software. Ensure the earbuds are properly seated in your ears.
- **ANC White Noise:** Some users may experience a subtle white noise with ANC enabled. This is often normal for ANC technology. If it is excessive, ensure a proper earbud fit.

6.3 Battery and Charging

- **Earbuds Not Charging:** Ensure the charging contacts on both the earbuds and the case are clean and free of debris. Verify the charging cable is functional and the power source is active.
- **Automatic Sleep Mode:** If earbuds enter sleep mode unexpectedly during low volume playback, adjust the auto-sleep settings in the SteelSeries GG software.

6.4 Software Update Issues

- **Firmware Update Failure:** Ensure a stable internet connection and that the earbuds are connected to your PC via the dongle or Bluetooth during the update process. Note that some operating systems, such as certain versions of macOS, may have compatibility issues with the SteelSeries GG update utility.

7. SPECIFICATIONS

Brand	SteelSeries
Model	Arctis GameBuds ANC (61680)
Connectivity	2.4GHz Wireless (via USB-C dongle), Bluetooth 5.3
Compatibility	PC, PlayStation 5, PlayStation 4, Nintendo Switch, Smartphones
Battery Life	Up to 40 hours (with charging case)
Charging	USB-C, Qi Wireless Charging, Rapid Charging
Durability	IP55 Dust and Water Resistance
Audio Features	Active Noise Cancellation (ANC), Hi-Fi Audio, 100+ EQ Settings via SteelSeries GG
Color	Black

8. WARRANTY INFORMATION

SteelSeries products are covered by a manufacturer’s warranty. For detailed information regarding warranty terms, conditions, and duration, please refer to the warranty card included with your product or visit the official SteelSeries website. Keep your proof of purchase for warranty claims.


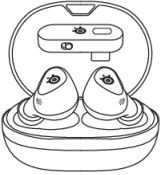

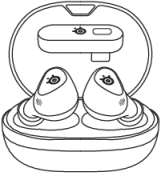





9. SUPPORT


For further assistance, technical support, or to access the latest drivers and firmware updates, please visit the official SteelSeries support website:

steelseries.com/support

You can also find FAQs and community forums on the support page.



  <p>ARCTIS GAMEBUDS™ FOR XBOX</p> <p>PRODUCT INFORMATION GUIDE</p>	<p>SteelSeries Arctis GameBuds for Xbox Product Information Guide</p> <p>This guide provides comprehensive information on the SteelSeries Arctis GameBuds for Xbox, including package contents, system compatibility, software features, setup instructions, power management, pairing procedures, multimedia controls, and regulatory compliance.</p>
  <p>ARCTIS GAMEBUDS™</p> <p>PRODUCT INFORMATION GUIDE</p>	<p>SteelSeries Arctis GameBuds™ Product Information Guide</p> <p>Comprehensive product information guide for the SteelSeries Arctis GameBuds™, covering setup, features, controls, and regulatory information.</p>
  <p>ARCTIS GAMEBUDS™</p> <p>GUIA DE INFORMAÇÃO SOBRE O PRODUTO</p>	<p>SteelSeries Arctis GameBuds™ Wireless Gaming Earbuds - User Manual & Product Information</p> <p>Comprehensive user manual and product information guide for the SteelSeries Arctis GameBuds™ wireless gaming earbuds. Learn about setup, features, controls, power, battery levels, pairing, and regulatory compliance.</p>
<p>ARCTIS 3</p> <p>PRODUCT INFORMATION GUIDE</p> 	<p>SteelSeries Arctis 3 Gaming Headset: Product Information Guide and Setup</p> <p>Get started with your SteelSeries Arctis 3 gaming headset. This guide covers product overview, setup, microphone usage, compatibility, and important regulatory information.</p>
<p>ARCTIS 7P+ WIRELESS</p> <p>PRODUCT INFORMATION GUIDE</p> 	<p>SteelSeries Arctis 7P+ Wireless Gaming Headset Product Information Guide</p> <p>Comprehensive product information guide for the SteelSeries Arctis 7P+ wireless gaming headset, covering setup, features, controls, compatibility, and regulatory information.</p>
<p>ARCTIS 7P+ WIRELESS</p> <p>PRODUCT INFORMATION GUIDE</p> 	<p>SteelSeries Arctis 7P+ Wireless Gaming Headset Product Information Guide</p> <p>Comprehensive guide to the SteelSeries Arctis 7P+ Wireless gaming headset, covering setup, features, controls, compatibility, and safety information for PlayStation, PC, and other devices.</p>



STEELSERIES Arctis GameBuds
Indeks: 617985-Producent: SteelSeries kod producenta: 61680

Cena: 918.37 zł

Opis

STEELSERIES Arctis GameBuds
Producent: STEELSERIES

Parametry

Stan	Nowy
------	------

[\[pdf\]](#)

STEELSERIES Arctis GameBuds Sklep internetowy stylem.pl steelseries arctis gamebuds 617985

upload files product |||

STEELSERIES Arctis GameBuds Indeks: 617985 Producent: SteelSeries Kod

producenta: **61680** Cena: 918.37 zł Opis STEELSERIES Arctis GameBuds

Producent: STEELSERIES Parametry Stan Nowy ...

lang: **score:24** filesize: 71.77 K page_count: 1 document date: 2025-02-03