

## Jesebang BD86

# Jesebang Wireless Earbuds User Manual

MODEL: BD86

## Introduction

Welcome to the user manual for your new Jesebang BD86 Wireless Earbuds. These earbuds feature advanced Bluetooth 5.4 technology, HiFi stereo sound, Environmental Noise Cancellation (ENC) for clear calls, and a long-lasting battery. This manual provides detailed instructions on how to set up, operate, maintain, and troubleshoot your earbuds to ensure optimal performance and enjoyment.

Please read this manual thoroughly before using the product and keep it for future reference.

## What's in the Box

Upon opening your Jesebang BD86 Wireless Earbuds package, you should find the following items:

- Bluetooth Earbuds (2 units)
- Charging Case (1 unit)
- Type-C Cable (1 unit)
- User Manual (1 unit)



Image: All components included in the Jesebang BD86 Wireless Earbuds package.

## Product Overview

Familiarize yourself with the different parts of your Jesebang BD86 Wireless Earbuds and charging case.

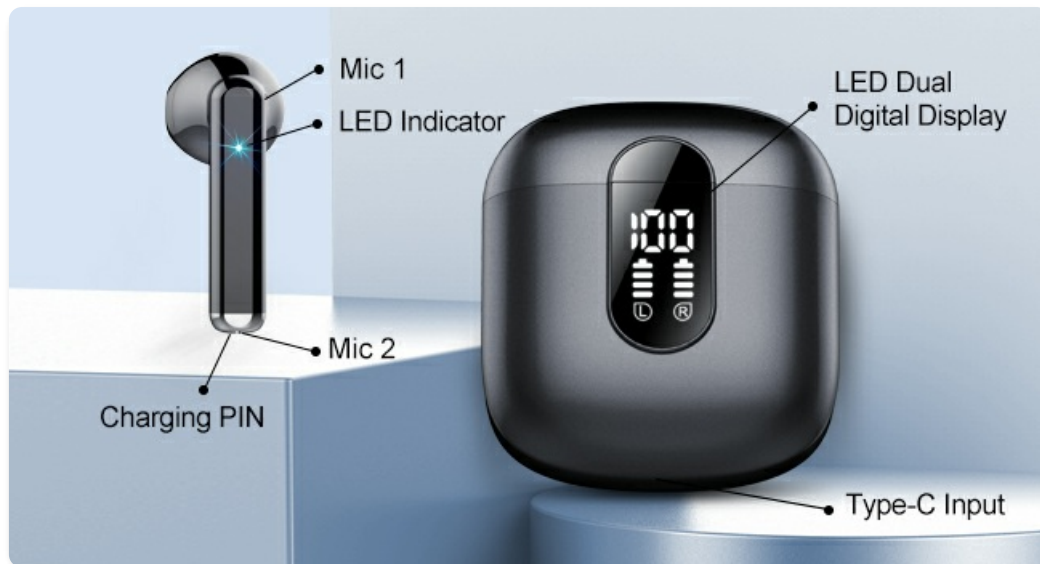


Image: Labeled diagram of the Jesebang BD86 Earbuds and Charging Case components.

- **Earbuds:** Each earbud features a microphone (Mic 1, Mic 2), an LED indicator, and charging pins.
- **Charging Case:** Equipped with an LED Dual Digital Display to show battery levels for both earbuds and the case, and a Type-C input port for charging.

## Setup

---

### 1. Initial Charging

Before first use, it is recommended to fully charge the earbuds and the charging case.

1. Connect the provided Type-C cable to the charging port on the case and the other end to a USB power adapter (not included).
2. The LED digital display on the charging case will show the charging status. Allow approximately 1.5 hours for the case to fully charge.
3. Place the earbuds into the charging case. They will begin charging automatically. The LED indicators on the earbuds will light up, and the case display will show their individual battery levels. Earbuds take approximately 1 hour to fully charge.

# Melodious Sound 30H Long battery life

**6Hrs**  
On a single Charge

**1Hrs**  
Fast Charging

**30Hrs**  
charging case



Image: Battery life overview for Jesebang BD86 Earbuds.

## 2. First-Time Pairing

Follow these steps to pair your earbuds with your device:

1. Ensure the earbuds are charged and placed inside the charging case.
2. Open the charging case. The earbuds will automatically enter pairing mode.
3. On your device (smartphone, tablet, laptop), enable Bluetooth.
4. Search for available Bluetooth devices. Select "BD86" from the list.
5. Once connected, you will hear a confirmation tone, and the LED indicators on the earbuds will turn off or flash slowly.

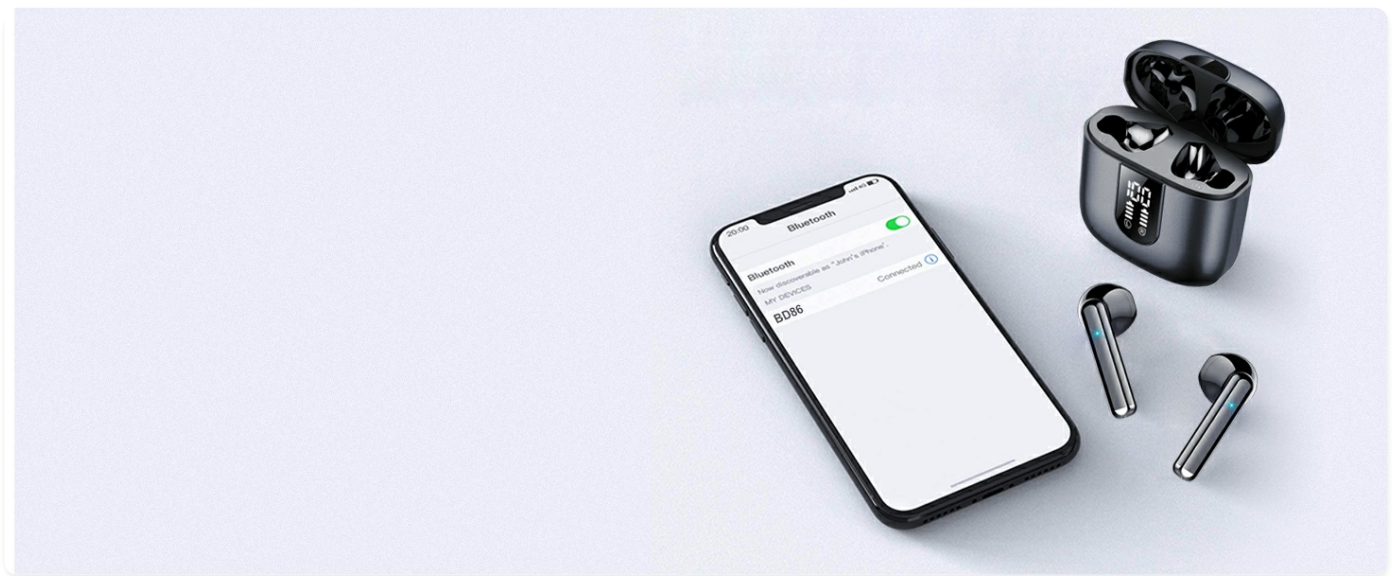


Image: Bluetooth pairing process with a smartphone.

The earbuds will automatically reconnect to the last paired device when taken out of the case, provided Bluetooth is enabled on the device.

## Operating Instructions

### Smart Touch Controls

The Jesebang BD86 earbuds feature high-sensitivity touch controls on each earbud. Refer to the diagram and instructions below for various functions:




Image: Smart Touch Control functions for Jesebang BD86 Earbuds.

Function	Action (L/R Earbud)
Play/Pause Music	Tap 2 times
Next Song	Tap 2 times (Right Earbud)
Previous Song	Tap 2 times (Left Earbud)
Answer/End Call	Tap 1 time



Function	Action (L/R Earbud)
Reject Call	Tap and hold for 2 seconds
Activate Voice Assistant (Siri, Google Assistant)	Tap 3 times
Power On/Off	Tap and hold for 5 seconds

Wearing the Earbuds

The earbuds are designed for an ultra-light and ergonomic fit, ensuring comfort during prolonged use.

- Gently insert each earbud into the corresponding ear canal (L for left, R for right).
- Adjust the earbud slightly to ensure a snug and comfortable fit that seals the ear canal for optimal sound quality and noise isolation.



Image: Jesebang BD86 earbuds highlighting their tiny size and lightweight build for comfortable wear.

## Maintenance

---

### Cleaning

- Regularly clean the earbuds, especially the ear tips and charging contacts, with a soft, dry, lint-free cloth.
- Do not use abrasive cleaners, alcohol, or chemical solvents.
- Ensure the charging case and earbuds are dry before placing them back into the case or charging.

### Water Resistance (IPX7)

The Jesebang BD86 earbuds have an IPX7 waterproof rating, meaning they are protected against immersion in water up to 1 meter for up to 30 minutes. This makes them suitable for workouts and use in rainy conditions.

- Do not intentionally submerge the earbuds in water for extended periods or beyond the specified depth.
- The charging case is NOT waterproof. Keep the charging case dry.
- If the earbuds get wet, wipe them dry thoroughly before placing them back in the charging case to prevent damage to the charging contacts.

## IP7 Dust and Water Resistance

IP7 rating means that you can enjoy music with your BD86 in daily life.



Storage

When not in use, store the earbuds in their charging case to protect them and keep them charged. Store in a cool, dry place away from extreme temperatures and direct sunlight.

Troubleshooting

If you encounter any issues with your Jesebang BD86 Wireless Earbuds, please refer to the common problems and solutions below:

Problem	Possible Solution
Earbuds not pairing with device.	<ul style="list-style-type: none"><li>◦ Ensure earbuds are charged and out of the case.</li><li>◦ Turn off and on Bluetooth on your device.</li><li>◦ Forget "BD86" from your device's Bluetooth list and try pairing again.</li><li>◦ Ensure earbuds are within 15 meters of the device.</li></ul>
Only one earbud is working.	<ul style="list-style-type: none"><li>◦ Place both earbuds back into the charging case, close the lid, wait a few seconds, then take them out again.</li><li>◦ Ensure both earbuds are charged.</li><li>◦ Try resetting the earbuds (refer to manufacturer's website if specific reset instructions are not in this manual).</li></ul>
Earbuds not charging.	<ul style="list-style-type: none"><li>◦ Ensure the charging cable is securely connected to both the case and the power source.</li><li>◦ Check if the charging case itself has power.</li><li>◦ Clean the charging contacts on both the earbuds and inside the case with a dry cotton swab.</li></ul>
Poor sound quality or intermittent connection.	<ul style="list-style-type: none"><li>◦ Ensure earbuds are fully charged.</li><li>◦ Move closer to your connected device to reduce interference.</li><li>◦ Avoid physical obstructions between the earbuds and the device.</li><li>◦ Clean any debris from the earbud speakers.</li></ul>

Specifications

Detailed technical specifications for the Jesebang BD86 Wireless Earbuds:

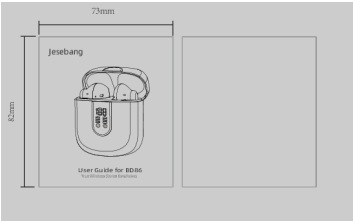
Feature	Detail
Model Name	BD86
Connectivity Technology	Wireless (Bluetooth)

Feature	Detail
Bluetooth Version	5.4
Bluetooth Range	Up to 15 Meters
Audio Driver Type	Dynamic Driver
Audio Driver Size	14.2 Millimeters
Noise Control	Passive Noise Cancellation (ENC for calls)
Earbud Weight (Each)	Approx. 3.4 grams
Single Charge Playback Time	Over 6 hours
Total Playback Time (with Charging Case)	Up to 30 hours
Earbud Charging Time	Approx. 1 hour
Charging Case Charging Time	Approx. 1.5 hours
Charging Case Battery Capacity	300 Milliamp Hours
Waterproof Rating	IPX7 (Earbuds only)
Material	Plastic
Compatible Devices	Cellphones, Laptops, Tablets
Included Components	Bluetooth Earbuds * 2, Charging Case * 1, Type-C Cable * 1, User Manual

## Warranty and Support

Jesebang products are designed and manufactured to the highest quality standards. For information regarding warranty coverage, technical support, or service inquiries, please refer to the warranty card included in your product packaging or visit the official Jesebang website. Please retain your proof of purchase for warranty claims. For further assistance, you may contact Jesebang customer support through their official channels.

Documents - Jesebang – BD86



[Jesebang BD86 True Wireless Stereo Earphones User Guide](#)  
User guide for Jesebang BD86 True Wireless Stereo Earphones, covering product specifications, pairing, functions, charging, maintenance, and troubleshooting.  
lang: score:31 filesize: 5.02 M page\_count: 6 document date: 2023-05-08



