

## NIMO Nimo N154

# NIMO 15.6" FHD Business Laptop User Manual (Model N154)

Comprehensive instructions for setup, operation, and maintenance of your NIMO N154 laptop.

## INTRODUCTION

This manual provides detailed instructions for the NIMO 15.6" FHD Business Laptop, Model N154. It covers essential information for setting up, operating, maintaining, and troubleshooting your device to ensure optimal performance and longevity. Please read this manual thoroughly before using your laptop.

## 1. SETUP

### 1.1 Unboxing and Package Contents

Carefully unpack your NIMO N154 laptop and verify all components are present. The package should contain:

- 1 x Nimo N154 Laptop
- 1 x Type-C 65W PD Fast Charger
- 1 x User Manual (this document)
- Windows 11 Home Operating System (pre-installed)



Figure 1: NIMO 15.6" FHD Business Laptop, Model N154, showcasing its sleek design and key features.

## 1.2 Initial Power On and Charging

Before first use, ensure the laptop is fully charged. Connect the provided Type-C 65W PD Fast Charger to the laptop's Type-C charging port and a power outlet. The charging indicator light will illuminate.

# Type-C 65W PD Charger

## One Charger for All



Laptop



Tablet



Iphone

VS



Figure 2: The 65W Type-C Power Delivery fast charger, compatible with various devices for efficient charging.

Press the power button to turn on the laptop. Follow the on-screen instructions to complete the initial Windows 11 setup, including language selection, network connection, and user account creation.



Figure 3: Illustration of the laptop's 54Wh smart battery, providing up to 5 hours of active use with 1 hour of charging.

### 1.3 Connectivity

The NIMO N154 laptop offers various ports for connecting peripherals and external devices:

- **USB 3.0 Ports:** 3 ports for high-speed data transfer.
- **USB 2.0 Port:** 1 port for standard USB devices.
- **Type-C Ports:** Two ports, one dedicated for 65W PD charging and another for multifunction use.
- **HDMI Port:** For connecting to external displays.
- **Headphone Combo Jack:** For audio input/output.
- **Micro SD Card Slot:** For expanding storage or transferring data from memory cards.
- **Kensington Lock Slot:** For physical security.



# Multiple Ports for Greater Versatility

Consider multi-use scenarios for you



Figure 4: Overview of the laptop's multiple ports, including USB, Type-C, HDMI, and Micro SD, designed for versatile connectivity.

For wireless connectivity, the laptop supports Wi-Fi 6 (802.11a/b/g/n/ac) and Bluetooth 5.2. You can connect to wireless networks through the Windows 11 settings.

## 2. OPERATING INSTRUCTIONS

### 2.1 Keyboard and Touchpad

The NIMO N154 features a full-size backlit keyboard and a large trackpad for comfortable and efficient input. The backlit keyboard allows for typing in low-light conditions. Adjust backlight settings through function keys (Fn + Fx key combination, refer to keyboard icons).

# Effortless Typing in Any Environment



Backlit



Webcam Shield



Fingerprint



Numeric Keypad



Figure 5: The laptop's backlit keyboard and integrated fingerprint reader for secure and convenient access.

## 2.2 Fingerprint Reader

For enhanced security and quick login, the laptop includes an integrated fingerprint reader. Set up your fingerprint in Windows Hello settings (Settings > Accounts > Sign-in options) to unlock your device with a touch.



## Seamless Security Integration

Unlock your laptop with ease and speed using the integrated fingerprint scanner, ensuring quick and secure access to your device.

## Privacy-Focused Camera Convenience

Enjoy peace of mind with a 2.0M webcam and privacy switch, empowering you to control when your camera is active, ensuring your privacy remains protected at all times.



Figure 6: Close-up view of the fingerprint sensor for seamless security and the physical webcam privacy switch.

### 2.3 Display and Visual Experience

The 15.6-inch Full HD (1920x1080) IPS display offers vibrant colors and wide viewing angles. With an 85% screen-to-body ratio and thin bezels, it provides an immersive visual experience for productivity and entertainment.



# Vivid Full HD Display



FHD 1920\*1080



IPS



Bright View



Eye Protection



# 1920 × 1080

Figure 7: The laptop's vivid Full HD IPS display, highlighting its bright view and eye protection features.

## 2.4 Webcam and Privacy

The laptop includes a 2MP rear webcam for video calls and conferences. A physical privacy switch is provided to disable the webcam when not in use, ensuring your privacy.



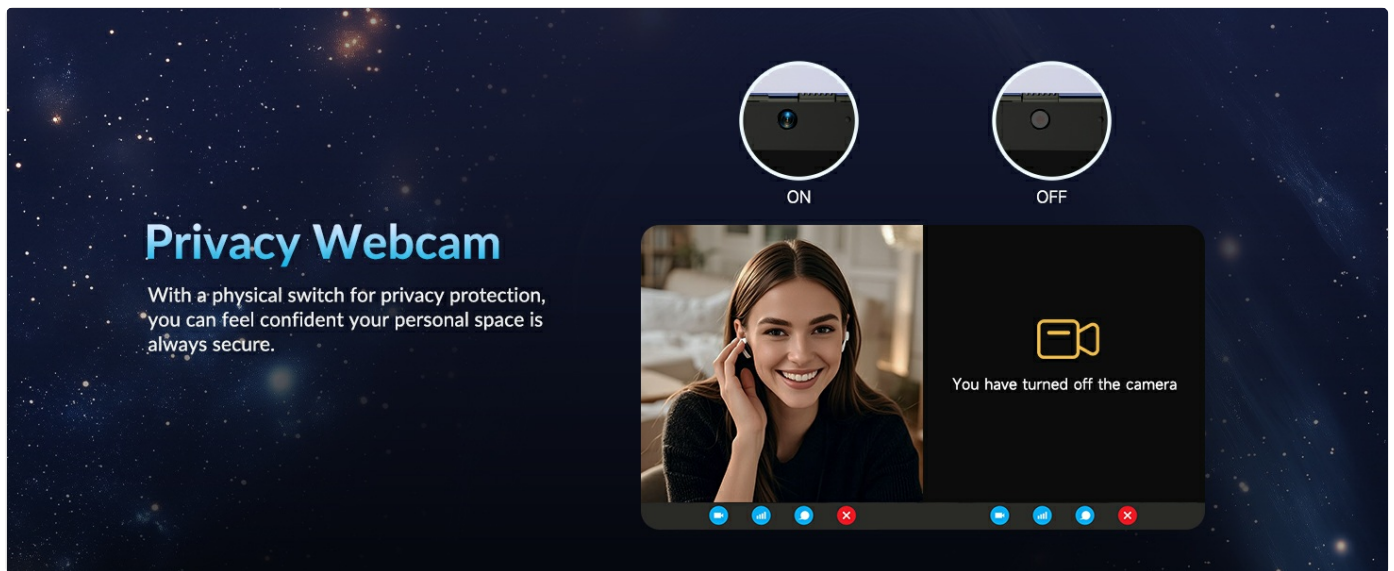


Figure 8: Illustration of the privacy webcam feature, showing the physical switch to turn the camera on or off.

## 2.5 Performance and Multitasking

Powered by an Intel i3-1215U processor with 6 cores and 8 threads, and 8GB DDR4 RAM, the NIMO N154 is designed for efficient multitasking and responsive performance. The 256GB PCIe 4.0 SSD ensures fast boot times and rapid file transfers.

# High Speed RAM and PCIe SSD for Faster Running



**8GB**  
DDR4 RAM



**256GB**  
PCIe 4.0 SSD

**Dual RAM  
Channel**

Dual memory slots for  
upgrades and expansion


Figure 9: Visual representation of the laptop's 8GB DDR4 RAM and 256GB PCIe 4.0 SSD, emphasizing high-speed performance and dual RAM channel support.


# 12th Gen Core i3-1215U Processor

Combine performance and value

 **6** Core  
**8** Threads

 **15** W Power  
Consumption

 **3.7** GHz  
Turbo Boost



12th Gen Intel Core i3-1215U Performance improved by 32%

11th Gen Intel processor

**32%**



Figure 10: Diagram illustrating the Intel Core i3-1215U processor with 6 cores, 8 threads, 15W power consumption, and 3.7 GHz Turbo Boost.

The laptop also supports upgradeable hard drive and memory, allowing for future expansion of storage and performance.



Figure 11: The NIMO laptop's capability for upgradeable hard drive and memory, providing flexibility for storage and performance enhancements.

## 3. MAINTENANCE

### 3.1 General Care

- Avoid exposing the laptop to extreme temperatures, direct sunlight, or high humidity.
- Do not place heavy objects on the laptop.
- Keep liquids away from the device to prevent spills.



- Transport the laptop in a protective sleeve or bag.

## 3.2 Cleaning

- **Screen:** Use a soft, lint-free cloth specifically designed for electronics. Lightly dampen the cloth with water or a screen cleaner. Do not spray cleaner directly onto the screen.
- **Keyboard and Chassis:** Use a soft, dry cloth. For stubborn dirt, a slightly damp cloth with mild soap solution can be used, ensuring no liquid enters openings.
- **Ports:** Use compressed air to gently remove dust from ports.

## 3.3 Battery Care

- For optimal battery life, avoid frequently discharging the battery completely.
- If storing the laptop for an extended period, charge the battery to about 50-60% before turning it off.
- Use only the provided NIMO 65W Type-C PD Fast Charger.

## 4. TROUBLESHOOTING

---

This section addresses common issues you might encounter with your NIMO N154 laptop. If the problem persists, please contact customer support.

### 4.1 Power Issues

- **Laptop does not turn on:**
  - a. Ensure the charger is securely connected to both the laptop and a working power outlet.
  - b. Verify the power outlet is functional by plugging in another device.
  - c. Allow the laptop to charge for at least 30 minutes before attempting to power it on again.
- **Battery not charging:**
  - a. Check the Type-C charger and cable for any visible damage.
  - b. Try a different power outlet.
  - c. Ensure the charging port on the laptop is clean and free of debris.

### 4.2 Display Issues

- **Screen is blank or black:**
  - a. Ensure the laptop is powered on.
  - b. Connect an external monitor via HDMI to check if the display output is working. If it is, the laptop's internal display may have an issue.
  - c. Adjust screen brightness using the function keys.

### 4.3 Connectivity Issues

- **Cannot connect to Wi-Fi:**
  - a. Ensure Wi-Fi is enabled in Windows settings.
  - b. Restart your router and modem.
  - c. Check if other devices can connect to the same Wi-Fi network.
  - d. Update Wi-Fi drivers through Device Manager.
- **USB devices not recognized:**
  - a. Try connecting the device to a different USB port.

- b. Ensure the USB device is functioning correctly on another computer.
- c. Restart the laptop.

## 5. SPECIFICATIONS

Feature	Detail
Brand	NIMO
Model Name	Nimo N154
Screen Size	15.6 Inches
Screen Resolution	1920 x 1080 pixels (Full HD)
Display Type	IPS
Processor	Intel Core i3-1215U (6 Cores, up to 4.4 GHz)
RAM	8 GB DDR4 (3200 MHz)
Storage	256 GB SSD (Solid State Drive)
Graphics Coprocessor	Integrated Graphics (Intel)
Operating System	Windows 11 Home
Wireless Type	Wi-Fi 6 (802.11a/b/g/n/ac)
Bluetooth	Bluetooth 5.2
USB 2.0 Ports	1
USB 3.0 Ports	3
Type-C Ports	2 (One for 65W PD charging, one multifunction)
HDMI Port	Yes
Headphone Combo Jack	Yes
Micro SD Card Slot	Yes
Special Features	Fingerprint Reader, Backlit Keyboard, Numeric Keypad, HD Audio, Memory Card Slot
Rear Webcam Resolution	2 MP
Average Battery Life	5 Hours (54Wh)
Item Weight	3.8 pounds
Product Dimensions (LxWxH)	14.07 x 8.98 x 0.76 inches
Color	Blue

## 6. WARRANTY AND SUPPORT

---

NIMO is committed to providing reliable products and excellent customer service.

### 6.1 Warranty Information

Your NIMO N154 laptop comes with a **2-year warranty** from the date of purchase, covering manufacturing defects and hardware malfunctions. Additionally, NIMO offers a **90-day return policy** for your convenience.



Figure 12: NIMO products are covered by a 2-year support period.



Figure 13: You may return any NIMO product for any reason within 90 days of purchase.

### 6.2 Customer Support

For any product-related questions, technical assistance, or warranty claims, please contact NIMO customer support. Our team of experts is available 24/7 to provide instant help.







- **Email:** [service@nimopc.com](mailto:service@nimopc.com)
- **Online:** Visit the official NIMO website or product page for further assistance.



Figure 14: Contact our professional after-sales team via phone and live chat for assistance.



## Related Documents - Nimo N154

	<p><a href="#">NIMO N154 Series Laptop User Manual</a></p> <p>User manual for the NIMO N154 Series laptop, covering product schematics, instructions for use, safety guidelines, troubleshooting, warranty information, and regulatory compliance.</p>
	<p><a href="#">NIMO N175 Series Laptop User Manual and Safety Information</a></p> <p>Official user manual and safety guide for the NIMO N175 series laptop. Provides detailed information on product features, setup, operation, maintenance, troubleshooting, warranty, and regulatory compliance.</p>
	<p><a href="#">Nimo MME2S Series Mini PC User Manual</a></p> <p>User manual for the Nimo MME2S series Mini PC, covering setup, operation, safety precautions, package contents, BIOS setup, FCC compliance, and warranty information.</p>
	<p><a href="#">NIMO N157 Series Laptop User Manual</a></p> <p>User manual for the NIMO N157 series laptop, covering product schematic, instructions for use, safety guidelines, troubleshooting, warranty information, and FCC/IC compliance.</p>
	<p><a href="#">NIMO N173 Series Notebook User Manual   Setup, Safety &amp; Troubleshooting Guide</a></p> <p>Comprehensive user manual for the NIMO N173 series notebook, covering product schematics, setup instructions, power supply, charging, cleaning, maintenance, safety guidelines, troubleshooting, and warranty information.</p>
	<p><a href="#">NIMO N171 Series Laptop User Manual and Safety Guide</a></p> <p>Comprehensive user manual for the NIMO N171 series laptop, covering product specifications, usage instructions, safety guidelines, troubleshooting, and warranty information.</p>