

## Evolur 960-HK

# Evolur Oakley 5-in-1 Convertible Full-Size Baby Crib Instruction Manual

Model: 960-HK | Brand: Evolur

## 1. INTRODUCTION AND OVERVIEW

The Evolur Oakley 5-in-1 Convertible Full-Size Baby Crib is designed to adapt to your child's growth, offering a versatile and durable sleeping solution. This crib transitions from a standard baby crib to a toddler bed, daybed, and eventually a full-size bed. This manual provides essential information for the safe assembly, operation, and maintenance of your Evolur Oakley crib.



Image 1.1: The Evolur Oakley 5-in-1 Convertible Full-Size Baby Crib in Hickory finish, shown in its crib configuration.

Crafted from durable solid poplar wood, the Oakley Crib features a sleek Hickory finish that complements various nursery designs. Its ergonomic design includes a 3-height adjustable mattress system to accommodate your baby's developmental stages, ensuring both safety and comfort.



Image 1.2: The Evolur Oakley Crib integrated into a modern nursery environment, showcasing its aesthetic appeal.

## 2. SAFETY INFORMATION

---

Your child's safety is paramount. The Evolur Oakley Crib is designed and tested to meet or exceed all applicable safety standards.

- **ASTM and CPSC Safety Standards:** This crib meets or exceeds all safety standards set by the American Society for Testing and Materials (ASTM) and the Consumer Product Safety Commission (CPSC).
- **GREENGUARD Gold Certified:** The crib has been screened for over 10,000 chemicals and Volatile Organic Compounds (VOCs), contributing to cleaner indoor air and a healthier environment for your baby.
- **JPMA Certified:** Certified by the Juvenile Products Manufacturers Association, ensuring it has been tested by independent laboratories for safety.
- **CPSIA Compliant:** Independently tested and compliant with the Consumer Product Safety Improvement Act, with lead and phthalate levels well below federal safety limits.

Always follow all assembly and usage instructions carefully to ensure the crib's structural integrity and your child's safety. Do not use the crib if any parts are missing, damaged, or broken. Contact customer support for replacement parts.




Image 2.1: Visual representation of the safety certifications, including GREENGUARD Gold and JPMA, ensuring the crib meets stringent safety and environmental standards.

### 3. INCLUDED COMPONENTS

---

The Evolur Oakley Crib package includes the following:

- Crib components (headboard, footboard, side rails, mattress support)
- Assembly Instruction Manual
- Hardware (screws, bolts, barrel nuts, etc.)

Please inspect all components upon receipt to ensure no parts are missing or damaged. If any items are missing or damaged, do not proceed with assembly. Contact customer support immediately.

### 4. SETUP AND ASSEMBLY

---

Assembly of the Evolur Oakley Crib is required. A detailed assembly instruction manual and all necessary hardware are included in the packaging. Please follow the step-by-step instructions provided in the dedicated assembly manual carefully to ensure correct and safe construction of the crib.

- **Read Instructions:** Before beginning, thoroughly read the entire assembly instruction manual.
- **Identify Parts:** Lay out all components and hardware, identifying each piece according to the manual's diagrams.
- **Tools:** Ensure you have any required tools (e.g., screwdriver, Allen wrench) as specified in the assembly manual.
- **Two-Person Assembly:** For ease and safety, it is recommended that two adults assemble the crib.
- **Secure Fasteners:** Ensure all bolts and screws are tightened securely. Periodically check and retighten fasteners as needed.

Do not substitute any parts or hardware. Use only the components provided by Evolur.

### 5. OPERATING INSTRUCTIONS



### 5.1. Adjustable Mattress Height Positions

The Evolur Oakley Crib features three adjustable mattress height positions to accommodate your child's growth and ensure safety. Adjust the mattress support to the appropriate height based on your child's developmental stage:

1. **Highest Position:** For newborns and infants who cannot push up on their hands and knees. This position allows for easier access to your baby.
2. **Middle Position:** For infants who can push up on their hands and knees or sit unassisted.
3. **Lowest Position:** For toddlers who can stand. This position provides maximum safety by preventing your child from climbing out of the crib.

Always ensure the mattress support is securely locked into place at the desired height. Refer to the assembly manual for specific instructions on adjusting the mattress height.

## Prioritizing your baby

Sturdy, Reliable & Eco-Friendly



Contributes to safer  
and healthier indoor air



Built to last, crafted from  
durable hardwood



Tested yearly by  
independent parties

Image 5.1: Illustration of the three adjustable mattress height positions: Newborn, Rolling Over, and Standing, indicating appropriate stages for each setting.

### 5.2. 5-in-1 Conversion Capabilities

The Oakley Crib is designed to convert into four additional configurations as your child grows:

1. **Crib:** Standard configuration for infants.
2. **Toddler Bed:** Converts by removing the front rail and adding a toddler guardrail (sold separately).
3. **Daybed:** Converts by removing the front rail (no guardrail needed).
4. **Full-Size Bed (with footboard):** Converts using full-size bed rails (sold separately) and the existing headboard and footboard.
5. **Full-Size Bed (without footboard):** Converts using full-size bed rails (sold separately) and only the existing headboard.

Conversion kits (toddler guardrail and full-size bed rails) are sold separately. Refer to the specific conversion kit instructions for detailed guidance on transforming your crib into these different bed types.

## Enjoy every milestone

### 3 adjustable mattress height positions

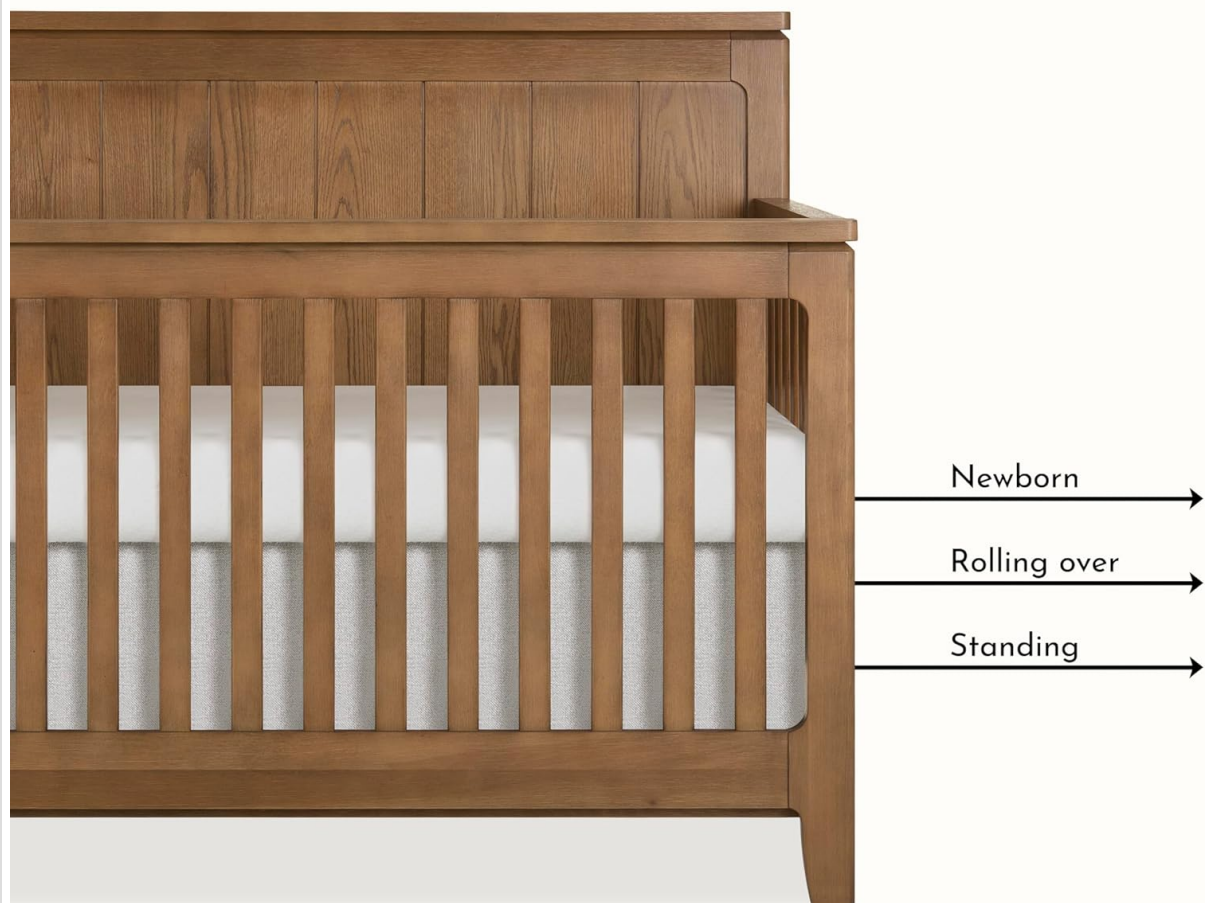


Image 5.2: A visual guide illustrating the five configurations of the Evolur Oakley Crib: Crib, Toddler Bed, Daybed, and Full-Size Bed (with and without footboard). Conversion kits are required for toddler and full-size bed setups.

## 6. MAINTENANCE AND CARE

---

Proper care will help maintain the appearance and longevity of your Evolur Oakley Crib.

- **Cleaning:** Wipe the crib surfaces with a damp cloth. Avoid using abrasive cleaners, strong detergents, or chemical sprays, as these can damage the finish.

- **Dusting:** Regularly dust with a soft, dry cloth.
- **Inspections:** Periodically check all screws, bolts, and fasteners to ensure they are tight and secure. Retighten as necessary.
- **Storage:** If disassembling for storage, keep all hardware in a secure bag and store components in a dry, temperature-controlled environment to prevent warping or damage.

## 7. TROUBLESHOOTING

---

Should you encounter any issues with your Evolur Oakley Crib, consider the following general troubleshooting steps:

- **Wobbling or Instability:** Ensure all bolts and screws are fully tightened. Check that the crib is assembled on a flat, even surface.
- **Difficulty Adjusting Mattress Height:** Verify that the mattress support hooks are properly aligned with the designated slots on the end panels. Ensure no obstructions are present.
- **Missing or Damaged Parts:** Do not attempt to use the crib with missing or damaged parts. Contact Evolur customer support for replacement components.

For issues not resolved by these steps, or for specific concerns, please contact Evolur customer support for assistance.

## 8. SPECIFICATIONS

---

Detailed specifications for the Evolur Oakley 5-in-1 Convertible Full-Size Baby Crib (Model 960-HK):

Feature	Detail
Brand	Evolur
Model Number	960-HK
Color	Hickory
Material	Poplar Wood
Product Dimensions (L x W x H)	55.75" x 31.25" x 47"
Item Weight	81.4 Pounds
Maximum Weight Recommendation	50 Pounds
Maximum Height Recommendation	35 Inches
Mattress Height Positions	3 Adjustable Positions
Convertibility	5-in-1 (Crib, Toddler Bed, Daybed, Full-Size Bed with/without footboard)
Safety Certifications	GREENGUARD Gold, JPMA, ASTM, CPSC, CPSIA Compliant
Assembly Required	Yes

Feature	Detail
Included Components	Assembly Instruction, Hardware
Product Care Instructions	Wipe with Damp Cloth



Image 8.1: Diagram illustrating the key dimensions (length, width, height) and overall weight of the Evolur Oakley Crib.

## 9. WARRANTY AND SUPPORT

### 9.1. Manufacturer's Warranty

The Evolur Oakley 5-in-1 Convertible Full-Size Baby Crib is backed by a **1-year limited manufacturer's warranty**. This warranty covers manufacturing defects in materials and workmanship under normal use. Please retain your proof of purchase for warranty claims.

The warranty does not cover damage resulting from improper assembly, misuse, abuse, alteration, or normal wear and tear. For full details regarding warranty coverage and exclusions, please refer to the warranty information provided with your product or contact Evolur customer service.

### 9.2. Customer Support






For any questions, concerns, or assistance with assembly, parts, or warranty claims, please contact Evolur customer support. Contact information can typically be found on the Evolur website or within the included assembly manual.

When contacting support, please have your product model number (960-HK) and proof of purchase readily



available to expedite service.

## Related Documents - 960-HK

 The image shows the cover of the 'évolur FAIRBANKS CRIB' assembly instructions. It features a line drawing of the crib and the text 'évolur evolving with your baby', 'FAIRBANKS CRIB', and 'ASSEMBLY INSTRUCTIONS'. <p>évolur evolving with your baby FAIRBANKS CRIB ASSEMBLY INSTRUCTIONS</p>	<p><a href="#">Evolur Fairbanks Crib Assembly Instructions and Safety Guide</a></p> <p>Detailed assembly instructions, safety warnings, and conversion guides for the Evolur Fairbanks Crib. Learn how to safely assemble and use your crib, including mattress requirements and conversion options.</p>
 The image shows the cover of the 'évolur CONVERTIBLE CRIB' assembly instructions. It features a line drawing of the crib and the text 'évolur evolving with your baby', 'CONVERTIBLE CRIB', and 'ASSEMBLY INSTRUCTIONS'. <p>évolur evolving with your baby CONVERTIBLE CRIB ASSEMBLY INSTRUCTIONS</p>	<p><a href="#">Evolur Convertible Crib Assembly Instructions</a></p> <p>Step-by-step assembly instructions for the Evolur Convertible Crib, including parts list, hardware diagram, safety warnings, and conversion guides for day bed and full-size bed.</p>
 The image shows the cover of the 'évolur PARKER CRIB' assembly instructions. It features a line drawing of the crib and the text 'évolur evolving with your baby', 'PARKER CRIB', and 'ASSEMBLY INSTRUCTIONS'. <p>évolur evolving with your baby PARKER CRIB ASSEMBLY INSTRUCTIONS</p>	<p><a href="#">Evolur Parker Crib Assembly Instructions and Care Guide</a></p> <p>Comprehensive assembly instructions, safety warnings, and care guide for the Evolur Parker Crib. Includes details on converting the crib to a toddler bed and day bed.</p>
 The image shows the cover of the 'évolur MIDCENTURY CRIB' assembly instructions. It features a line drawing of the crib and the text 'évolur evolving with your baby', 'MIDCENTURY CRIB', and 'ASSEMBLY INSTRUCTIONS'. <p>évolur evolving with your baby MIDCENTURY CRIB ASSEMBLY INSTRUCTIONS</p>	<p><a href="#">Evolur Midcentury Crib Assembly Instructions and Safety Guide</a></p> <p>Comprehensive assembly instructions, safety warnings, and care guide for the Evolur Midcentury Crib. Includes details on conversion to day bed and toddler bed, warranty information, and furniture care tips.</p>
 The image shows the cover of the 'évolur HAMPTON CRIB (PARKLAND)' assembly instructions. It features a line drawing of the crib and the text 'évolur evolving with your baby', 'HAMPTON CRIB (PARKLAND)', and 'Assembly Instructions For Convertible Crib'. <p>évolur evolving with your baby HAMPTON CRIB (PARKLAND) Assembly Instructions For Convertible Crib</p>	<p><a href="#">Evolur Hampton Crib (Parkland) Assembly Instructions</a></p> <p>Step-by-step assembly instructions for the Evolur Hampton Crib (Parkland) convertible crib, including parts list, hardware, warnings, and conversion guides for day bed and full size bed.</p>



[Evolur Toddler Guard Rail: Assembly and Care Instructions](#)

Comprehensive guide for assembling and caring for Evolur Toddler Guard Rails. Includes step-by-step assembly instructions for Style #1 and Style #2, day bed conversion, hardware details, and essential furniture care tips for maintaining wood quality.