

## NIMO Nimo N155B

# NIMO 15.6" FHD Business Laptop User Manual

Model: Nimo N155B

## 1. INTRODUCTION

This user manual provides essential information for setting up, operating, maintaining, and troubleshooting your NIMO 15.6" FHD Business Laptop. Please read this manual thoroughly to ensure proper use and to maximize the lifespan of your device.

## 2. PRODUCT OVERVIEW

The NIMO 15.6" FHD Business Laptop is a high-performance computing device designed for business, gaming, multimedia, and everyday use. It features an AMD Ryzen 7 6800H processor, 32GB DDR5 RAM, and a 1TB PCIe 4.0 SSD, providing fast and efficient performance.

### 2.1 Key Features

- **Display:** 15.6-inch Full HD (1920x1080) IPS display.
- **Processor:** AMD Ryzen 7 6800H (8 Cores, 16 Threads, up to 4.7 GHz).
- **Graphics:** Integrated AMD Radeon 680M GPU.
- **Memory:** 32GB DDR5 RAM (user-upgradable).
- **Storage:** 1TB PCIe 4.0 SSD (user-upgradable).
- **Charging:** 100W Type-C PD Fast Charger.
- **Security:** Fingerprint Reader on touchpad.
- **Keyboard:** Backlit keyboard with numeric keypad.
- **Operating System:** Windows 11 Home.

### 2.2 Ports and Components

# High Speed RAM and PCIe SSD for Faster Running



32GB RAM



1TB SSD



**Image:** Multiple Ports for Greater Versatility. This image illustrates the various input/output ports available on the NIMO laptop, including USB 3.0, USB 2.0, Micro SD slot, Headphone Jack, Kensington lock, two Multifunction Type-C ports, and an HDMI port.

- **Left Side:** USB 3.0, USB 2.0, Micro SD slot, Headphone Jack, Kensington lock.
- **Right Side:** Two Type-C (Multifunction) ports, USB 3.0, HDMI port, Charge LED.
- **Top:** 2MP Rear Webcam with Privacy Switch.
- **Keyboard:** Backlit keys, integrated fingerprint sensor on touchpad.

## 3. SETUP

### 3.1 Unboxing

Your NIMO laptop package includes:

- 1 x Nimo N155 Laptop
- 1 x Type-C 100W PD Fast Charger
- 1 x User Manual (this document)

- Windows 11 Home (pre-installed)



**Image:** NIMO 15.6" FHD Business Laptop. This image displays the laptop in an open position, highlighting its full HD IPS display, 32GB RAM, 1TB SSD, fingerprint sensor, Type-C PD charger, and backlit keyboard features.

### 3.2 Initial Power On

1. Open the laptop lid.
2. Press the power button located on the top right of the keyboard.
3. Follow the on-screen instructions to complete the Windows 11 setup process, including language selection, network connection, and user account creation.

### 3.3 Charging the Laptop

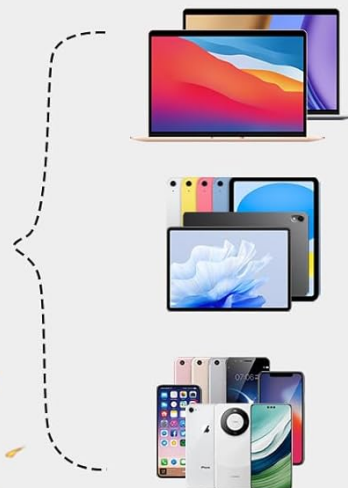
Before first use, it is recommended to fully charge the laptop. Use the provided 100W Type-C PD Fast Charger.




# Type-C 100W PD Charger, One Charger for All



Suitable for MacBook / Tablets / iPhones 15



VS



**Image:** Type-C 100W PD Fast Charger. This image shows the compact 100W USB-C power adapter and highlights its versatility for charging various devices like MacBooks, tablets, and iPhones, emphasizing a clutter-free charging solution.

1. Connect the Type-C charger to one of the multifunction Type-C ports on the laptop.
2. Plug the charger into a power outlet.
3. The Charge LED indicator will illuminate to show that the laptop is charging.

## 4. OPERATING THE LAPTOP

### 4.1 Windows 11 Basics

Your NIMO laptop comes with Windows 11 Home pre-installed. Familiarize yourself with the Start Menu, Taskbar, File Explorer, and Settings to navigate the operating system efficiently.

### 4.2 Keyboard and Touchpad

# Backlit and Full Keyboard



Backlit



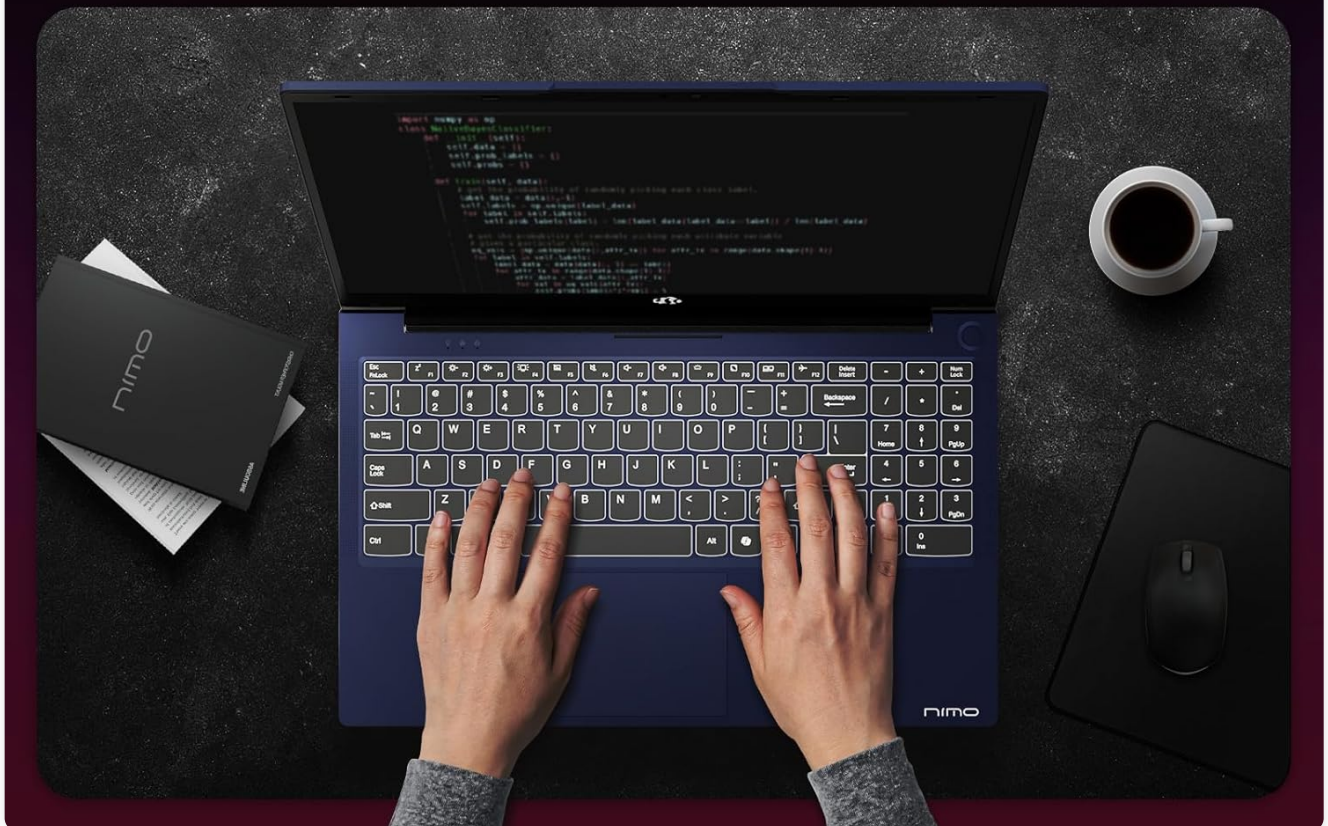
Webcam Shield



Fingerprint



Numeric Keypad



**Image:** Backlit and Full Keyboard. This image provides a top-down view of the NIMO laptop's keyboard and touchpad, emphasizing features such as backlighting, a webcam shield, an integrated fingerprint sensor, and a full numeric keypad.

- **Backlit Keyboard:** Press **Fn + F10** (or the key with the backlight icon) to cycle through backlight brightness levels or turn it off.
- **Touchpad:** Supports multi-touch gestures for scrolling, zooming, and navigating. Refer to Windows settings for customization.
- **Numeric Keypad:** The full-size numeric keypad on the right provides convenient data entry.

## 4.3 Fingerprint Reader

The integrated fingerprint sensor on the touchpad allows for quick and secure login without typing a password.

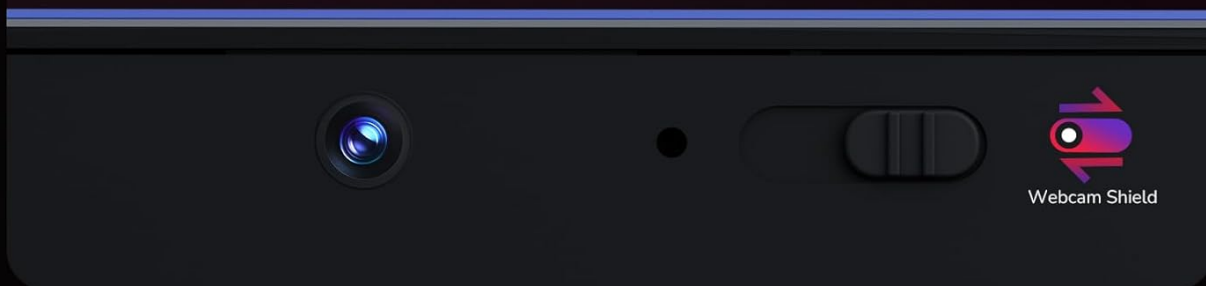
## Seamless Security Integration

Unlock your laptop with ease and speed using the integrated fingerprint scanner, ensuring quick and secure access to your device.



## Privacy-Focused Camera Convenience

Enjoy peace of mind with a 2.0M webcam and privacy switch, empowering you to control when your camera is active, ensuring your privacy remains protected at all times.



**Image:** Seamless Security Integration and Privacy-Focused Camera Convenience. This image highlights two key security features: the integrated fingerprint scanner on the touchpad for quick login and the physical webcam privacy switch for enhanced privacy control.

1. Go to **Settings > Accounts > Sign-in options**
2. Under 'Windows Hello Fingerprint', click **Set up** and follow the on-screen instructions to register your fingerprints.

### 4.4 Webcam and Privacy Switch

The laptop features a 2.0MP webcam with a physical privacy switch to ensure your privacy. Slide the switch to cover or uncover the camera lens.

## 5. MAINTENANCE

### 5.1 Cleaning

- Use a soft, lint-free cloth slightly dampened with water or a screen cleaner to clean the display.



- For the chassis and keyboard, use a soft, dry cloth. Avoid harsh chemicals.
- Regularly clean the fan vents to prevent dust buildup and ensure proper airflow.

## 5.2 Software Updates

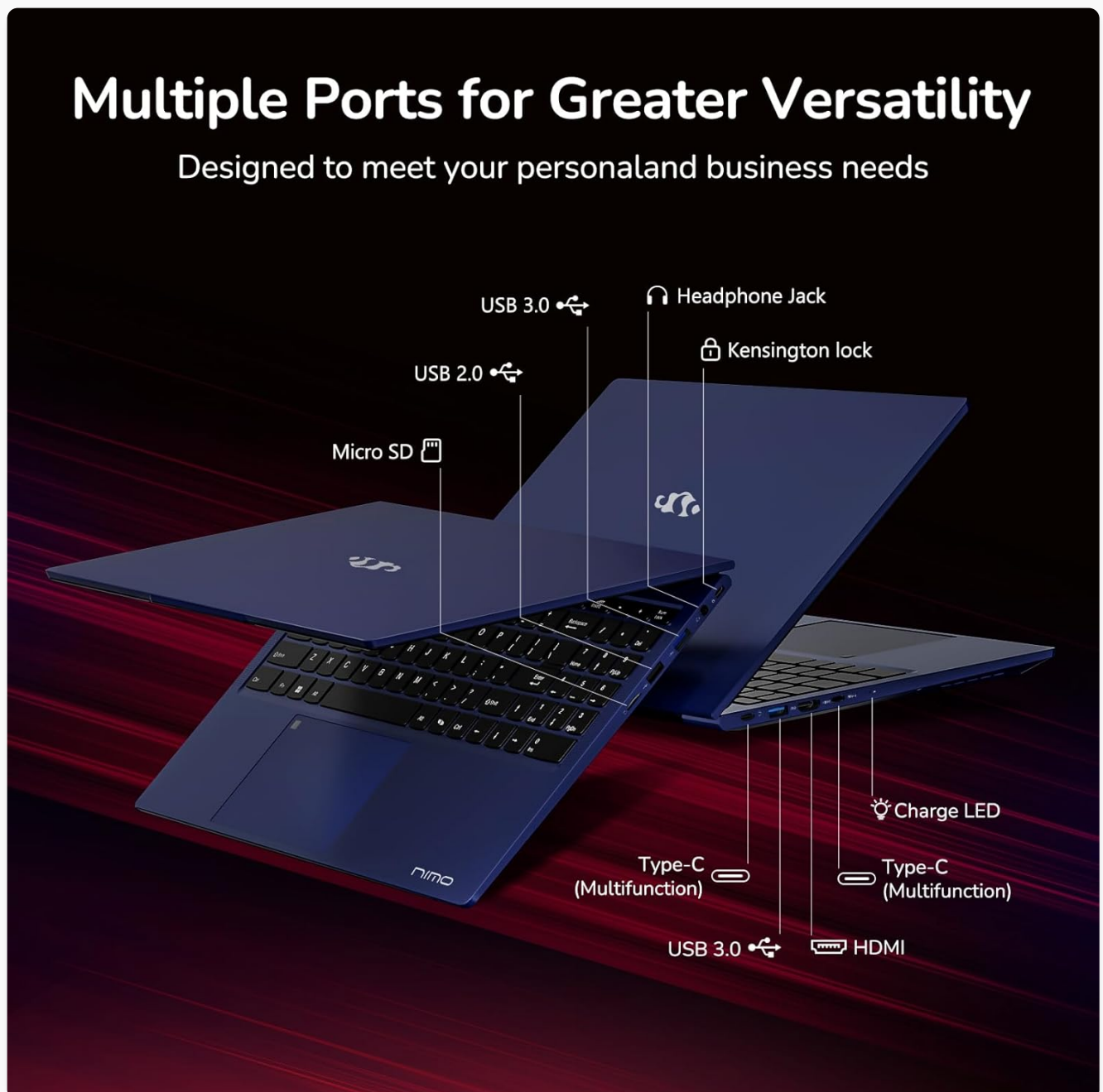
Keep your Windows operating system and drivers updated to ensure optimal performance and security. Go to **Settings > Windows Update** to check for and install updates.

## 5.3 Battery Care

- Avoid fully discharging the battery frequently.
- Store the laptop in a cool, dry place if not used for extended periods.
- Use only the provided NIMO 100W Type-C PD Fast Charger.

## 5.4 Upgradability

The NIMO laptop supports user-upgradable RAM and SSD, allowing you to expand storage and memory as needed.



**Image:** High Speed RAM and PCIe SSD for Faster Running. This image visually represents the laptop's internal components,

specifically highlighting the 32GB DDR5 RAM and 1TB PCIe SSD, emphasizing their role in enhancing system speed and performance.

Consult a qualified technician or NIMO support before attempting any internal upgrades to avoid voiding your warranty.

## 6. TROUBLESHOOTING

This section addresses common issues you might encounter with your NIMO laptop.

- **Laptop does not power on:**
  - Ensure the charger is properly connected and the power outlet is working.
  - Check if the battery is completely drained; allow it to charge for at least 30 minutes before attempting to power on again.
- **Display is blank or flickering:**
  - Restart the laptop.
  - Ensure display drivers are updated.
- **Wi-Fi connectivity issues:**
  - Check if Wi-Fi is enabled in Windows settings.
  - Restart your router and the laptop.
  - Update wireless drivers.
- **Slow performance:**
  - Close unnecessary applications running in the background.
  - Check for malware or viruses.
  - Ensure sufficient free space on the SSD.
  - Verify that RAM and SSD are functioning correctly (e.g., if experiencing memory-related issues as reported by some users).
- **Fingerprint reader not working:**
  - Ensure your finger is clean and dry.
  - Re-register your fingerprints in Windows settings.
  - Update fingerprint sensor drivers.

If you encounter persistent issues not covered here, please refer to the Warranty and Support section for assistance.

## 7. SPECIFICATIONS

Feature	Specification
Model Name	Nimo N155B
Screen Display Size	15.6 Inches
Screen Resolution	1920 x 1080 Pixels (FHD)
Processor	AMD Ryzen 7 6800H (8 Cores, 4.7 GHz Max Boost)



RAM	32 GB DDR5 (4800 MHz)
Hard Drive	1 TB SSD (PCIe 4.0)
Graphics Coprocessor	AMD Radeon 680M (Integrated)
Operating System	Windows 11 Home
Wireless Type	802.11a/b/g/n/ac
USB Ports	1 x USB 2.0, 2 x USB 3.0, 2 x Type-C (Multifunction)
Average Battery Life	5 Hours
Item Weight	3.8 pounds
Product Dimensions	14.07 x 8.98 x 0.76 inches
Color	Blue

## 8. WARRANTY AND SUPPORT

### 8.1 Manufacturer's Warranty

The NIMO laptop comes with a **2-Year Manufacturer's Warranty** from Nimo Direct Inc. This warranty covers defects in materials and workmanship under normal use. Please retain your proof of purchase for warranty claims.

### 8.2 Return Policy

Nimo Direct Inc. offers a **90-Day Hassle-Free Return Policy**. For details on returns, please refer to the terms and conditions provided at the time of purchase or contact Nimo Direct Inc. support.

### 8.3 Customer Support

For technical assistance, warranty claims, or any other inquiries, please contact the Nimo Direct Inc. support team. You may also find helpful resources by visiting the [Amazon Renewed Store](#).



© 2025 NIMO. All rights reserved.



### [NIMO N155B Portable Computer User Manual](#)

User manual for the NIMO N155B portable computer, covering product features, instructions for use, safety guidelines, troubleshooting, and warranty information.

lang:en **score:28** filesize: 495.83 K page\_count: 1 document date: 2025-01-14