

## LIGE EF13-L

# LIGE Military Smartwatch EF13-L User Manual

Model: EF13-L

## 1. INTRODUCTION

Welcome to the LIGE Military Smartwatch EF13-L user manual. This guide provides essential information for setting up, operating, and maintaining your new smartwatch. Please read this manual thoroughly to ensure proper use and to fully utilize all features of your device.



Image 1.1: LIGE Military Smartwatch EF13-L, showcasing its robust design and interchangeable straps.

## 2. PACKAGE CONTENTS

Upon opening your LIGE Military Smartwatch EF13-L package, please verify that all the following items are included:

- LIGE Military Smartwatch EF13-L (1 unit)
- Watch Strap (2 units - typically one metal, one silicone)
- Magnetic Charger (1 unit)
- Instruction Manual (1 unit)

## 3. PRODUCT OVERVIEW

### 3.1 Physical Components

The LIGE EF13-L smartwatch features a durable casing and a large display. It comes with two interchangeable straps for versatility. The watch includes physical buttons for power and navigation, along with a crown for additional control.

# Product Information



Image 3.1: Detailed view of the smartwatch dimensions, including a 56mm case diameter and strap length, along with included accessories.

## 3.2 Display

The smartwatch is equipped with a 1.85-inch HD display, offering a resolution of 360\*360 pixels. This large screen provides clear visuals for notifications, health data, and watch faces.



# 1.85 Inch Ultra HD Display



Colour Accuracy



360\*360 Pixel



Full touch screen



**1.85"**  
**Screen**



**VS**



**1.43"**  
**Screen**

Image 3.2: Comparison illustrating the 1.85-inch Ultra HD display size against a smaller screen, highlighting its clarity and full-touch capability.

## 4. SETUP

### 4.1 Charging the Smartwatch

Before initial use, fully charge your smartwatch. Connect the magnetic charging cable to the charging points on the back of the watch and plug the USB end into a power adapter (not included) or a computer's USB port. The watch features a 1000mAh battery, providing extended usage time.

## Powerful LED Flashlight

Your Light, Always Within Reach

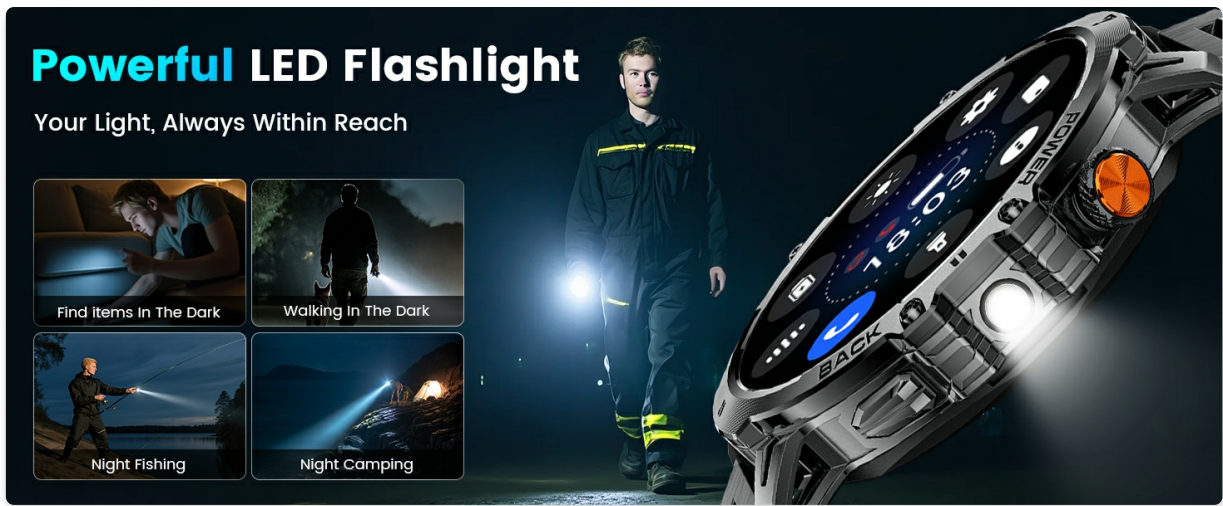


Image 4.1: The smartwatch connected to its magnetic charger, highlighting its 1000mAh battery capacity.

### 4.2 App Installation

To unlock the full functionality of your smartwatch, download and install the companion application on your smartphone. The app is named **"FitCloudPro"** and is available on both the Google Play Store for Android devices and the Apple App Store for iOS devices.

### 4.3 Device Pairing

Follow these steps to pair your smartwatch with your smartphone:

1. Download and install the "FitCloudPro" app from your phone's app store.
2. Ensure Bluetooth is enabled on your smartphone.
3. Open the "FitCloudPro" app. Navigate to the device section and tap "Add New Device."
4. The app will search for available devices. Select "EF13" or "EF13-L" from the list.
5. Confirm the pairing request on both your phone and the smartwatch.
6. Grant necessary permissions within the app for notifications and health data synchronization.

## Size and Packaging



Image 4.2: Visual guide demonstrating the five steps to connect the smartwatch to a smartphone using the FitCloudPro application.

## 5. OPERATING INSTRUCTIONS

### 5.1 Basic Navigation



- **Touchscreen:** Swipe left/right, up/down to navigate menus and access different features. Tap to select.
- **Side Buttons:** Typically, one button serves as a power/back button, while others may provide quick access to specific functions or the sports mode menu.

## 5.2 Bluetooth Calls and Notifications

Once paired, the smartwatch supports Bluetooth 5.3 for stable connections. You can answer or dial calls directly from your watch using its built-in speaker and microphone. The watch also displays incoming messages and notifications from various social media applications (SMS, Facebook, WhatsApp, etc.).



Image 5.1: The smartwatch displaying AI voice assistant, message alerts, and call handling interfaces.

## 5.3 Sports Modes

The EF13-L offers over 100 sports modes to track your physical activities. It automatically records data such as steps, calories burned, and distance covered, helping you monitor your fitness progress.



Image 5.2: The smartwatch interface showing various sports modes and activity tracking data like steps, distance, calories, and heart rate.

## 5.4 Health Monitoring

The smartwatch monitors various health metrics, including heart rate, sleep patterns, and blood oxygen levels. These features are designed for general wellness tracking and should not be used for medical diagnosis.

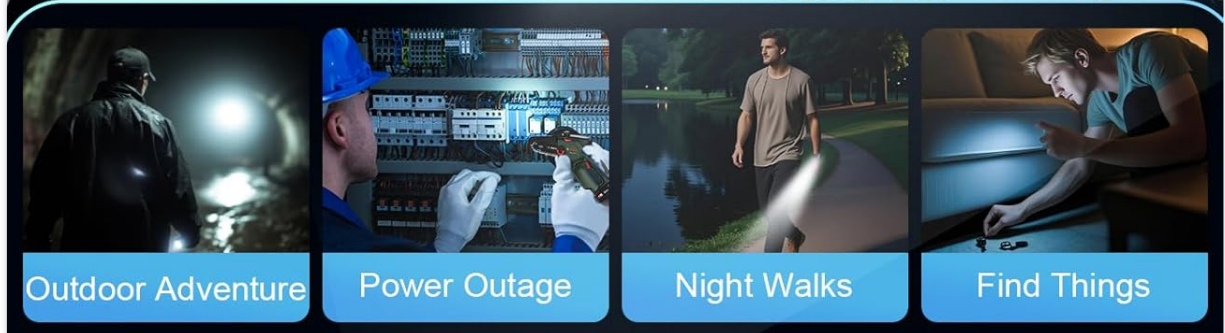
## 5.5 LED Flashlight

Activate the built-in LED flashlight function for instant illumination in low-light conditions. This feature is useful for outdoor activities or in emergencies.



# Powerful LED Flashlight

Your Light, Always Within Reach.



Outdoor Adventure

Power Outage

Night Walks

Find Things

Image 5.3: The smartwatch emitting light from its integrated LED flashlight, illustrating its utility in various scenarios like outdoor adventures or power outages.

## 5.6 Other Functions

The smartwatch includes several additional features:

- **Voice Assistant:** Control your device with voice commands.
- **Weather Forecast:** Get real-time weather updates.
- **Remote Camera Control:** Trigger your phone's camera remotely.
- **Music Control:** Manage music playback on your smartphone.
- **Customizable Dials:** Choose from various watch faces or create your own.
- **Alarms, Stopwatches, Timers:** Essential time management tools.
- **Sedentary and Water Reminders:** Prompts to stay active and hydrated.



## 6. MAINTENANCE

### 6.1 Cleaning

Regularly clean your smartwatch and straps to prevent skin irritation and maintain device longevity. Use a soft, dry cloth to wipe the screen and casing. For silicone straps, a damp cloth with mild soap can be used, followed by thorough drying.

### 6.2 Water Resistance

The LIGE EF13-L smartwatch is IP68 waterproof, meaning it is resistant to dust and can withstand immersion in water up to 1.5 meters for 30 minutes. It is suitable for daily use, hand washing, and light rain. However, it is not recommended for hot showers, saunas, diving, or prolonged submersion in water, as steam and high water pressure can compromise the seals.

## 7. TROUBLESHOOTING

- **Watch not turning on:** Ensure the watch is fully charged. Connect it to the charger for at least 30 minutes.
- **Cannot pair with phone:** Make sure Bluetooth is enabled on your phone and the watch is within range. Restart both the watch and your phone, then try pairing again through the "FitCloudPro" app.
- **Notifications not received:** Check app permissions on your phone to ensure "FitCloudPro" has access to notifications. Also, verify that "Do Not Disturb" mode is not active on either the watch or your phone.
- **Inaccurate health data:** Ensure the watch is worn snugly on your wrist, not too tight or too loose. Keep the sensor clean. Remember that data is for reference only and not for medical purposes.
- **Screen unresponsive:** Try restarting the watch by pressing and holding the power button. If the issue persists, ensure the screen is clean and dry.
- **Watch feels too large:** Please note that this smartwatch has a 1.85" screen and a case diameter of approximately 56mm, which may not be suitable for customers with smaller wrists.

## 8. SPECIFICATIONS

| Feature                   | Specification           |
|---------------------------|-------------------------|
| Brand                     | LIGE                    |
| Model                     | EF13-L                  |
| Screen Size               | 1.85 Inches             |
| Screen Resolution         | 360*360 pixels          |
| Battery Capacity          | 1000mAh Lithium Polymer |
| Battery Life (Normal Use) | 10-15 days              |




|                                     |  |
|-------------------------------------|--|
| Battery Life<br>(Power Saving Mode) | Up to 30 days  |
| Connectivity                        | Bluetooth 5.3  |
| Water Resistance                    | IP68   |
| Compatible Devices                  | iOS 11.0 and higher, Android 5.0 and higher  |
| Special Features                    | Bluetooth Calls, Message Alerts, Voice Assistant, LED Flashlight, 100+ Sports Modes, Exercise Data Tracking, Music Control, Alarm Clock, Stopwatch, Drinking Water Reminder, Sedentary Reminder, DIY Wallpaper, Screen Brightness Adjustment, Timer, Find Phone, Do Not Disturb Mode |

## 9. WARRANTY AND SUPPORT

LIGE offers 24 months of product maintenance for your smartwatch. If you encounter any issues or require assistance, please contact LIGE customer support. We aim to respond and resolve your concerns within 24 hours.

For support, please refer to the contact information provided with your purchase or visit the official LIGE website.

## Related Documents

|   |  |
|---|--|
|  | <p><a href="#">LIGE Sports Smart Watch User Manual</a></p> <p>User manual for the LIGE Sports Smart Watch, detailing setup, pairing with the FitCloudPro app, watch functions like step counting, heart rate monitoring, sleep tracking, weather, music control, and message notifications. Includes app features such as data synchronization and customizable watch faces.</p> |
|  | <p><a href="#">LIGE Kids Calling Smartwatch User Manual: Features, Setup, and Operation</a></p> <p>Comprehensive user guide for the LIGE 2024 Kids Calling Smartwatch. Learn how to set up, connect, and use features like calling, games, and activity tracking on your child's smartwatch. Compatible with iOS and Android.</p>  |
|  | <p><a href="#">LIGE 696 Smartwatch User Manual: Features, Health Monitoring, and Bluetooth Calls</a></p> <p>Comprehensive user manual for the LIGE 696 Sport Smart Watch for Men. Learn about its 1.96-inch screen, blood oxygen monitoring, Bluetooth calls, 100+ sport modes, and IP68 waterproofing.</p>  |



| LIGE JU37          |  |
|--------------------|--|
| Model              | JU37                                     |
| Color              | Black, Silver, Gold                      |
| Material           | Aluminum Alloy, Silicone Strap           |
| Display            | 1.3" TFT LCD                             |
| Resolution         | 240 x 240                                |
| OS                 | Android 4.4+, iOS 9.0+                   |
| Bluetooth          | 4.2                                      |
| GPS                | Yes                                      |
| Heart Rate Monitor | Yes                                      |
| Step Counter       | Yes                                      |
| Sleep Monitor      | Yes                                      |
| Waterproof         | IP68                                     |
| Battery            | 300mAh                                   |
| Charging Time      | 2 hours                                  |
| Usage Time         | 7 days                                   |
| Weight             | 45g                                      |
| Dimensions         | 42mm x 42mm x 12mm                       |
| Package Contents   | Smart Watch, Charging Cable, User Manual |

### [LIGE JU37 Smart Watch: Full Specifications and Features](#)

Comprehensive technical specifications, hardware parameters, connectivity, sensors, battery details, app functions, and supported languages for the LIGE JU37 Smart Watch.