

[manuals.plus](#) /

› [ROJECO](#) /

› [ROJECO Auto Laser Cat Toy RWJ-30 Instruction Manual](#)

## ROJECO RWJ-30

# ROJECO Auto Laser Cat Toy RWJ-30 Instruction Manual

Model: RWJ-30

## INTRODUCTION

---

Thank you for choosing the ROJECO Auto Laser Cat Toy, Model RWJ-30. This interactive toy is designed to engage your cat's natural hunting instincts with unpredictable laser patterns and adjustable speed modes. Featuring a magnetic 360° base, quiet operation, and a long-lasting rechargeable battery, it provides stimulating entertainment for your feline companion. Please read this manual carefully to ensure proper setup, operation, and maintenance.

## PRODUCT OVERVIEW

---



Image: The ROJECO Auto Laser Cat Toy, a compact device with a white body and green base, featuring cat-ear accents and a dark laser projection area.

The ROJECO Auto Laser Cat Toy is designed to provide engaging play for cats of all ages. Its unique features include:

- **True Random Motion:** Unpredictable laser paths mimic real prey, preventing boredom.
- **3-Stage Speed Modes:** Adjustable speeds (Fast, Slow, Mixed) cater to different activity levels.
- **Magnetic 360° Base:** Allows for flexible adjustment of the laser projection angle (360° horizontal, 60° vertical).
- **Ultra-Quiet Operation:** Operates at less than 20dB, ensuring no disturbance.
- **Smart Sleep Cycle:** Automatically plays for 10 minutes, rests for 2 hours, and repeats for 4 cycles.
- **Rechargeable 1000mAh Battery:** Provides up to 30 days of standby time with a 2.5-hour charge.
- **Eye-Safe Laser:** Tested 650nm, <1mW laser for pet safety.

## SETUP

### 1. Charging the Device:

- Locate the USB-C charging port on the back of the device.
- Connect the provided USB-C cable to the toy and a suitable USB power adapter (not included).
- A red light indicates charging. The light will turn blue when fully charged.
- A full charge takes approximately 2.5 hours and provides up to 30 days of standby time.

# 30 Days Ultra Long Standby

Up to 2.5 hours of full battery life to meet your cat's long-time playtime needs



**USB-C port**  
Convenient charging



**1000mAh battery**  
Long-lasting battery life



Image: The ROJECO Auto Laser Cat Toy being charged via its USB-C port, illustrating the charging process.

## 2. Placing the Toy:

- Place the toy on a stable, elevated surface such as a table or shelf to maximize the projection area.
- The unique magnetic base allows the toy body to separate from the base, enabling manual interaction or flexible placement.

# Magnetic Base 360° Rotation Design

Magnetic base, not easy to be knocked over by cats, 360° laser projection, flexible adjustment of laser range and speed

# 360°




Image: The ROJECO Auto Laser Cat Toy demonstrating its magnetic base and adjustable head, allowing for 360-degree horizontal rotation and 60-degree vertical adjustment of the laser.

## OPERATING INSTRUCTIONS

### 1. Power On/Off:

- Press and hold the power button on the back of the device for 2 seconds to turn it on or off.

### 2. Selecting Speed Modes:

- Once powered on, short press the power button to cycle through the 3 speed modes:
- **Fast Mode (F):** For active cats, providing rapid and unpredictable laser movement.
- **Slow Mode (S):** Ideal for kittens or less active cats, with slower, gentler laser patterns.
- **Mixed Mode (M):** Combines fast and slow movements for varied and engaging play.

# 3 Speed Modes

One-button switching to meet the play needs of different cats



## Slow-Fast Mixed Mode

For active cats



## Fast Mode

For energetic cats



## Slow Mode

For tame cats



Image: The control panel of the toy, highlighting the power button and LED indicators for selecting Fast, Slow, or Mixed laser modes.

### 3. Automatic Play Cycle:

- The toy operates in an automatic hunting mode: it plays for 10 minutes, then enters a 2-hour rest period. This cycle repeats 4 times.
- This smart sleep cycle is designed to prevent overstimulation and conserve battery life, making it ideal for busy owners.

# Intelligent Timing Caring All the Time

Works for 10 minutes after every 2 hours, so cats can entertain themselves at home even when their owners are away




Image: A cat observing the laser from the toy, with an overlay explaining the 10-minute play and 2-hour rest intelligent timing cycle.

#### 4. Adjusting Laser Angle:

- Manually adjust the toy's head horizontally 360° and vertically 60° to change the laser projection area and movement speed.

## FEATURES AND BENEFITS

- **Engaging Play:** The true random motion and 3-stage speed modes keep cats engaged by mimicking unpredictable prey movements, preventing boredom.
- **Flexible Placement:** The unique magnetic base allows for easy adjustment of the laser angle in all directions, transforming any room into a cat's playground. The detachable body also supports manual interaction.
- **Quiet Operation:** With an ultra-quiet design operating at less than 20dB, the toy ensures your cat's playtime does not disturb your rest or work.
- **Extended Battery Life:** The upgraded 1000mAh USB-rechargeable battery offers 50% longer playtime compared



to standard toys, providing up to 30 days of standby time on a single 2.5-hour charge. This is both eco-friendly and economical.

- **Safety and Durability:** Equipped with a tested eye-safe laser (650nm, <1mW) and durable ABS housing, the toy is designed for aggressive play while prioritizing pet health.

# Automatic Cat Laser Toy

Lazy Cat Becomes a Sport Cat In Seconds





Image: The ROJECO Auto Laser Cat Toy positioned in different household environments, demonstrating its versatility in providing entertainment for cats.

# Silent Operation Farther from Noise

Will not disturb your rest or work




Image: A visual comparison of noise levels, showing the ROJECO Cat Laser Toy operating at a very low 10dB, ensuring silent play.

## MAINTENANCE

- Keep the device clean by wiping it with a soft, dry cloth.
- Avoid exposing the device to water or excessive moisture.
- Store in a cool, dry place when not in use.

## TROUBLESHOOTING

- **Laser not working:** Ensure the device is charged and powered on. Check the selected mode.
- **Battery not holding charge:** Ensure the charging cable is securely connected and the power adapter is functional.
- **Cat not interested:** Try adjusting the speed mode or the laser projection angle to create new and stimulating



patterns.

## SPECIFICATIONS

Feature	Detail
Brand Name	ROJECO
Model Name	RWJ-30
Item Weight	8.8 ounces
Item Dimensions L x W x H	3.9 x 3.9 x 4 inches
Battery	1 Lithium Ion (1000mAh) (included)
Charging Time	Approx. 2.5 hours
Standby Time	Up to 30 days
Laser Wavelength	650nm, <1mW (Eye-safe)
Material	Plastic (ABS Housing)
Color	Green
Manufacturer	Nanchang YueLing Technology Co., Ltd.

## OFFICIAL PRODUCT VIDEO

Video: An official product video from ROJECO US Store, showcasing the ROJECO Automatic Laser Cat Toy in action, highlighting its features and how cats interact with it.

## WARRANTY AND SUPPORT

For warranty information or product support, please contact the ROJECO US Store directly through your purchase platform. Keep your proof of purchase for any claims.