

OPPO CPH2751

OPPO A5 5G Smartphone User Manual

Model: CPH2751



1. INTRODUCTION

This manual provides essential instructions for the safe and efficient use of your OPPO A5 5G smartphone (Model CPH2751). Please read this manual thoroughly before using your device.

1.1. What's in the Box

- OPPO A5 5G Smartphone
- Phone Case
- Power Adapter
- USB Cable
- Screen Protector (pre-applied or separate)
- SIM Tray Ejector



Image: Front and back view of the OPPO A5 5G smartphone, highlighting features like 45W SuperVOOC Flash Charge, Damage-Proof 360° Armour Body, 6000mAh Large Battery, and IP65 Water & Dust Resistance.

2. INITIAL SETUP

2.1. SIM Card Installation

1. Locate the SIM card tray on the side of your device.
2. Insert the SIM tray ejector tool into the small hole next to the tray.
3. Gently push until the tray pops out.
4. Place your Nano-SIM card(s) and/or microSD card into the tray with the gold contacts facing down. The OPPO A5 5G supports Dual 5G SIM.
5. Carefully reinsert the tray into the phone.



Image: Side profile of the OPPO A5 5G smartphone, illustrating the location of the SIM card tray and volume buttons.

2.2. Powering On/Off

- **To Power On:** Press and hold the Power button (located on the right side) until the OPPO logo appears.
- **To Power Off:** Press and hold the Power button, then select "Power Off" from the options on the screen.
- **Restart:** Press and hold the Power button, then select "Restart" from the options.

3. OPERATING YOUR DEVICE

3.1. Display and Navigation

The OPPO A5 5G features a 16.94 cm (6.67-inch) HD+ LCD 120Hz Ultra Bright Display. This display offers enhanced smoothness for touch interactions. It also includes a Splash Touch feature, allowing for smooth control even when the screen has water droplets, mist, or oil stains.

6000mAh Large Battery

One Better, on Battery



Image: The OPPO A5 5G display showcasing its 120Hz refresh rate for a bright, smooth, and satisfying visual experience.

3.2. Camera Functions

Your device is equipped with an AI Dual Ultra-Clear Camera system:

- **Main Camera:** 50MP
- **Portrait Camera:** 2MP
- **Front Selfie Camera:** 8MP

Key camera features include AI Portrait Retouching, AI Clarity Enhancer, AI Reflection Remover, and AI Studio. The Dual-View Video function allows simultaneous recording from both front and rear cameras.



Image: Close-up of the OPPO A5 5G's rear camera module, featuring the dual camera setup and AI Camera System branding.

3.3. Battery and Charging

The OPPO A5 5G has a 6000mAh large battery. It supports 45W SuperVOOC charging for fast and efficient power replenishment. The battery is designed to maintain over 80% health after 1700 charge cycles, ensuring extended durability.

120Hz Ultra Bright Display

Bright, Smooth, Satisfying



Image: An internal view of the OPPO A5 5G, highlighting the large 6000mAh battery component.

3.4. Connectivity

The device supports Bluetooth and Wi-Fi connectivity. It is equipped with Dual 5G SIM slots for enhanced network capabilities.

3.5. Special Features

- **Damage-Proof 360° Armour Protection Technology:** Features a high-strength alloy framework for component safety.
- **IP65 Water and Dust Resistance:** Provides protection against water splashes and dust ingress.
- **Outdoor Mode:** Boosts brightness, sound, and network performance for outdoor use.
- **Glove Touch:** Ensures screen responsiveness even with thick gloves or waterproof cases.

IP65 Water and Dust Resistance

Live Wild, Worry Free



Image: The OPPO A5 5G smartphone being splashed with water, demonstrating its IP65 water and dust resistance.

Damage-Proof, 360° Armour Body

Take the Hit



Image: The OPPO A5 5G smartphone shown with a cracked ground effect, illustrating its 360° Armour Body and enhanced impact resistance.

Outdoor Mode & Glove Touch

Ready for the Real World

Outdoor Mode

Boosts brightness, sound, and network performance

Glove Touch

Ensures the screen stays responsive through thick gloves or waterproof cases

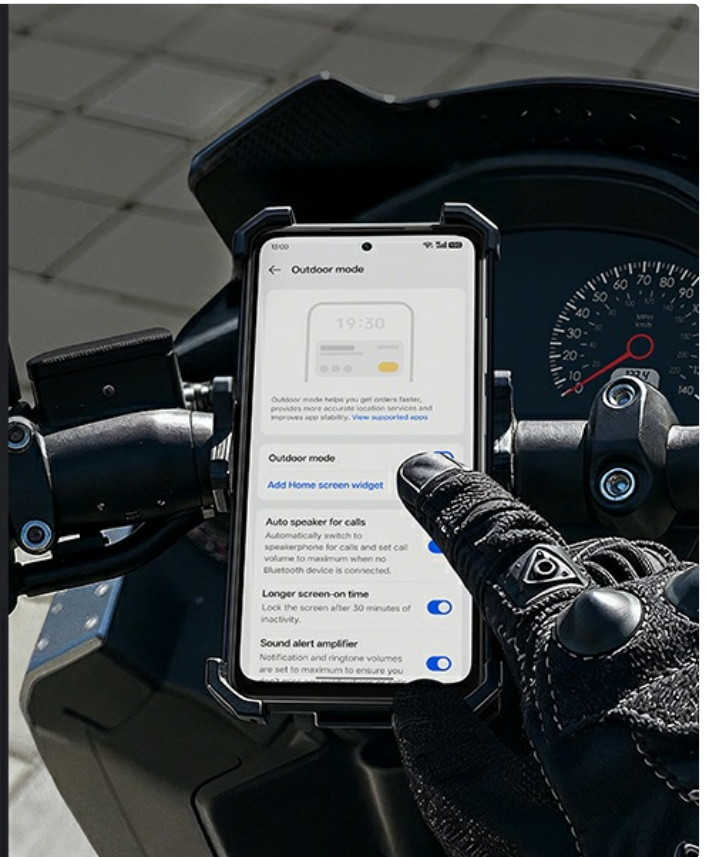


Image: The OPPO A5 5G mounted on a motorcycle, demonstrating the Outdoor Mode for boosted performance and Glove Touch for screen responsiveness.

4. MAINTENANCE

4.1. Care and Cleaning

- Use a soft, lint-free cloth to clean the screen and body of the phone.
- Avoid using harsh chemicals or abrasive materials.
- Keep the device away from extreme temperatures and direct sunlight.
- The device has IP65 water and dust resistance, but it is not fully waterproof. Avoid submerging it in water.

4.2. Software Updates

Regularly check for and install software updates to ensure optimal performance, security, and access to new features. You can usually find this option in the phone's settings under "About Phone" or "System Updates".

5. TROUBLESHOOTING

If you encounter issues with your OPPO A5 5G, try the following common solutions:

- **Device not responding:** Press and hold the Power button for about 10-15 seconds to force a restart.
- **Battery draining quickly:** Check background app usage, reduce screen brightness, disable unnecessary features like GPS or Bluetooth when not in use.
- **Network connectivity issues:** Toggle Airplane Mode on and off, restart the device, or check your SIM card installation.
- **Apps crashing:** Clear the app's cache and data in settings, or reinstall the app.

- **Slow performance:** Close unused apps, clear cache, or free up storage space.

For more complex issues, refer to the official OPPO support website or contact customer service.

6. SPECIFICATIONS

Feature	Detail
Model Number	CPH2751
Operating System	Android 14 (ColorOS 15.0)
RAM	8 GB
Internal Storage	128 GB
Screen Size	16.94 cm (6.67 Inches) HD+ LCD
Display Refresh Rate	120Hz
Processor	MediaTek Dimensity 6300
Main Camera	50MP + 2MP (Portrait)
Front Camera	8MP
Battery Capacity	6000mAh
Charging	45W SuperVOOC
Connectivity	Dual 5G SIM, Bluetooth, Wi-Fi
Water & Dust Resistance	IP65
Dimensions (LxWxH)	16.5 x 7.6 x 0.8 cm
Weight	195 g
Manufacturer	OPPO MOBILES INDIA PVT LTD.
Country of Origin	India

7. SAFETY INFORMATION

7.1. General Safety

- Do not attempt to disassemble or modify the device.
- Use only OPPO-approved chargers and accessories.
- Avoid exposing the device to extreme temperatures, direct sunlight, or fire.
- Keep the device away from medical devices, as it may interfere with their operation.
- Dispose of the device and its battery responsibly according to local regulations.

7.2. Battery Safety

- Do not puncture, drop, or expose the battery to high impact.
- If the battery appears damaged or swollen, discontinue use immediately.
- Do not place the battery in direct sunlight or near heat sources.



8. WARRANTY AND SUPPORT

For warranty information and customer support, please refer to the warranty card included with your product or visit the official OPPO website. You can also contact OPPO customer service at 18001032777.
Manufacturer: OPPO MOBILES INDIA PVT LTD., 5th FLOOR, Tower B, BUILDING, N-8, DLF Cyber City, DLF Phase 2, Gurugram, Haryana 122002.



Related Documents - CPH2751

	<p>OPPO CPH2437 Smartphone: Quick Start Guide and Specifications</p> <p>Comprehensive quick start guide and technical specifications for the OPPO CPH2437 smartphone, covering setup, features, and radio wave data.</p>
	<p>OPPO CPH2629 Quick Start Guide: Setup and Features</p> <p>Get started with your OPPO CPH2629 smartphone. This quick guide covers essential setup, data migration, and key features, along with technical specifications.</p>
	<p>OPPO CPH1875 Quick Start Guide and Specifications</p> <p>A comprehensive guide to the OPPO CPH1875 smartphone, covering setup, features, safety warnings, technical specifications, radio wave data, and included accessories.</p>
	<p>OPPO A15 Smartphone User Guide</p> <p>Comprehensive user guide for the OPPO A15 smartphone, covering setup, features, and safety information.</p>

	<p>OPPO CPH2127 Quick Start Guide & Safety Information</p> <p>Comprehensive guide for the OPPO CPH2127 smartphone, covering setup, features, specifications, warranty, safety precautions, and FCC compliance. Learn how to transfer data, reboot your device, and understand its technical details.</p>
	<p>OPPO A15 Quick Start Guide and Specifications</p> <p>A concise guide to setting up and using the OPPO A15 smartphone (CPH2185), including detailed specifications, features, and important safety information.</p>