

WYBOT OS7010C

WYBOT C1 Pool Robot Vacuum Instruction Manual

Model: OS7010C | Brand: WYBOT

INTRODUCTION

The WYBOT C1 is a 4-in-1 cordless robotic pool cleaner designed for inground swimming pools. It features triple motors for enhanced climbing, smart navigation, and a large filter capacity for efficient cleaning of floors, walls, waterlines, and stairs. This manual provides essential information for setup, operation, and maintenance of your device.

PACKAGE CONTENTS

The following items are included in your WYBOT C1 package:

- WYBOT C1 Device x1
- Quick Start Guide x1
- User Manual x1
- Floating Parts x1
- Charger x1
- Hook x1

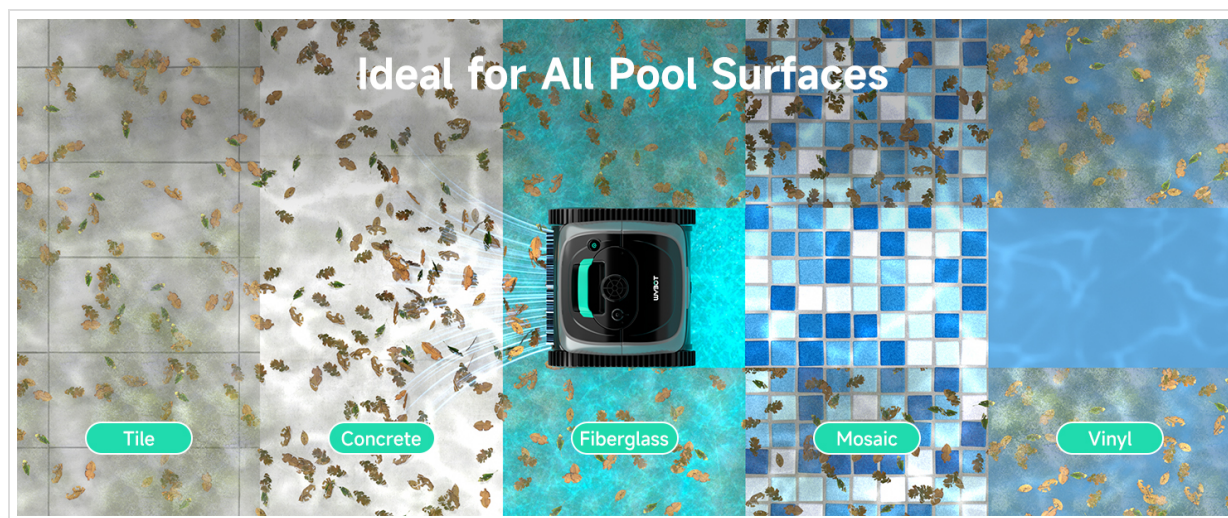


Image: All components included in the WYBOT C1 product box, laid out neatly beside the robot and its packaging.

SETUP INSTRUCTIONS

1. Charging the Device

Before first use, fully charge your WYBOT C1. The charging time is approximately 3 hours. Ensure the charging port is dry before connecting the charger.



Image: The WYBOT C1 robot connected to its charger, with a green light indicating charging status. The image highlights the 3-hour charging time.

2. App Installation and Initial Connection

Download the official WYBOT app to access smart features and cleaning modes. Connect the device via Bluetooth.

Important: The robot must be out of the water to connect to the app. Set your desired cleaning pattern and schedule before placing it in the pool.



Image: A smartphone displaying the WYBOT app interface, showing various cleaning modes and scheduling options, with the WYBOT C1 robot visible in the background.

3. Placing the Robot in the Pool

Once charged and configured via the app (if desired), gently lower the WYBOT C1 into your inground pool. Ensure it is fully submerged before it begins operation.



Video: The WYBOT C1 Robotic Pool Cleaner being gently lowered into an inground pool, demonstrating its ease of deployment.

OPERATING INSTRUCTIONS

Cleaning Modes

The WYBOT C1 offers versatile cleaning modes to suit your pool's needs. These can be selected via the app:

- **Floor Only:** Focuses cleaning on the pool floor.
- **Wall Only:** Concentrates on scrubbing pool walls and waterline.
- **Wall Then Floor:** Cleans walls first, then proceeds to the floor.
- **Full Pool Cleaning:** Comprehensive cleaning of all surfaces (floors, walls, waterline, stairs).



Image: Illustrations of the different cleaning modes available for the WYBOT C1: Floor only, Wall only, Wall then floor, and Full pool cleaning.

Smart Navigation

Equipped with intelligent navigation technology, the WYBOT C1 maps your pool's shape for optimal coverage. It utilizes S-path cleaning for floors and N-path cleaning for walls.

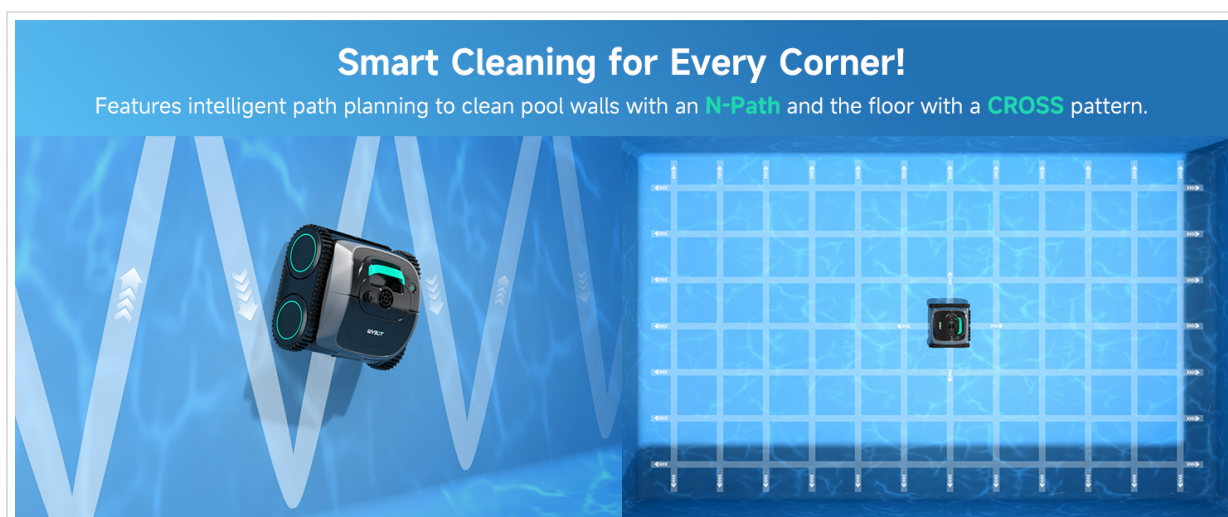


Image: Visual representation of the WYBOT C1 using 'N' Path Cleaning for walls and 'Cross' Path Cleaning for floors to ensure complete area coverage.

Video: The WYBOT C1 robot cleaning various parts of an inground pool, showcasing its 150-minute runtime and efficient movement.

Weekly Timer Function

Utilize the app's cycle timer to schedule automatic cleaning sessions throughout the week. You can choose to clean once (default 120 mins), twice (60 mins each over 2 days), 3 times (40 mins each over 3 days), or 4 times (30 mins each over 7 days).

Cleaning Cycle Via WYBOT APP

4 Cleaning Cycles, Distribute Runtime Wisely

Clean Once(default)

1st day



Clean twice

1st day



24 hours

2nd day



Clean 3 times

1st day



24 hours

2nd day



24 hours

3rd day



Clean 4 times

1st day



48 hours

3rd day



48 hours

5th day



48 hours

7th day

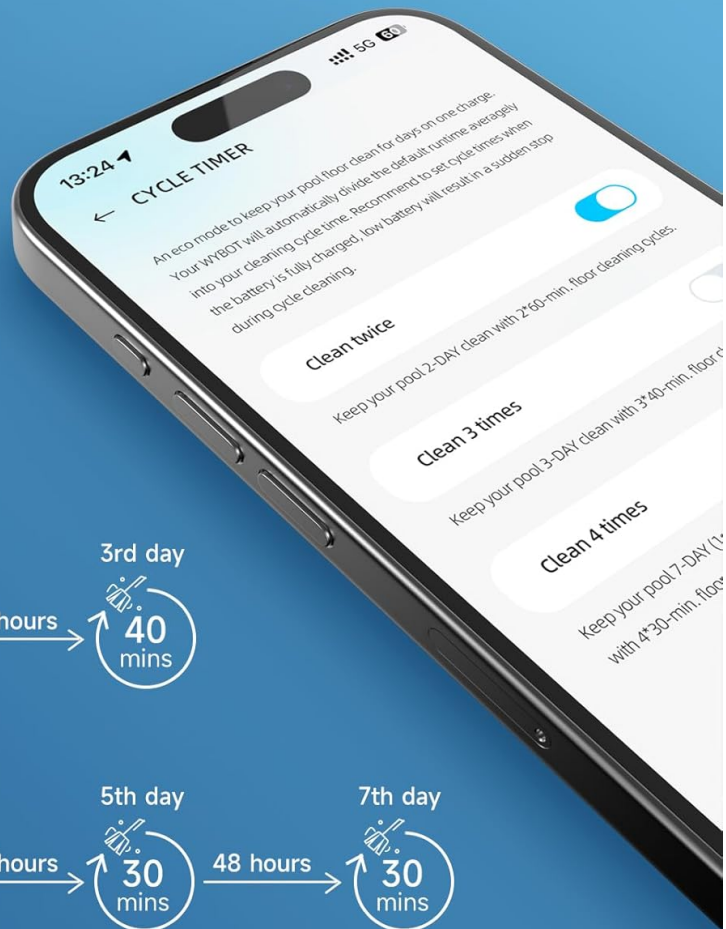


Image: A smartphone screen showing the WYBOT app's cycle timer settings, illustrating options for cleaning once, twice, three, or four times a week with corresponding durations.

Wall Climbing and Waterline Cleaning

The WYBOT C1 is capable of climbing 45° slopes and effectively scrubbing pool walls and waterlines. Its dual PVC brushes ensure thorough cleaning on various surfaces like tile, mosaic, and glass.



Video: The WYBOT C1 robot demonstrating its smart navigation and wall-climbing capabilities, effectively cleaning the pool's surfaces.

MAINTENANCE

Filter Basket Cleaning

The large, top-load filter basket features a 180µm mesh for superior filtration. To clean, simply open the top, remove the basket, and rinse it with water. No tools are needed.

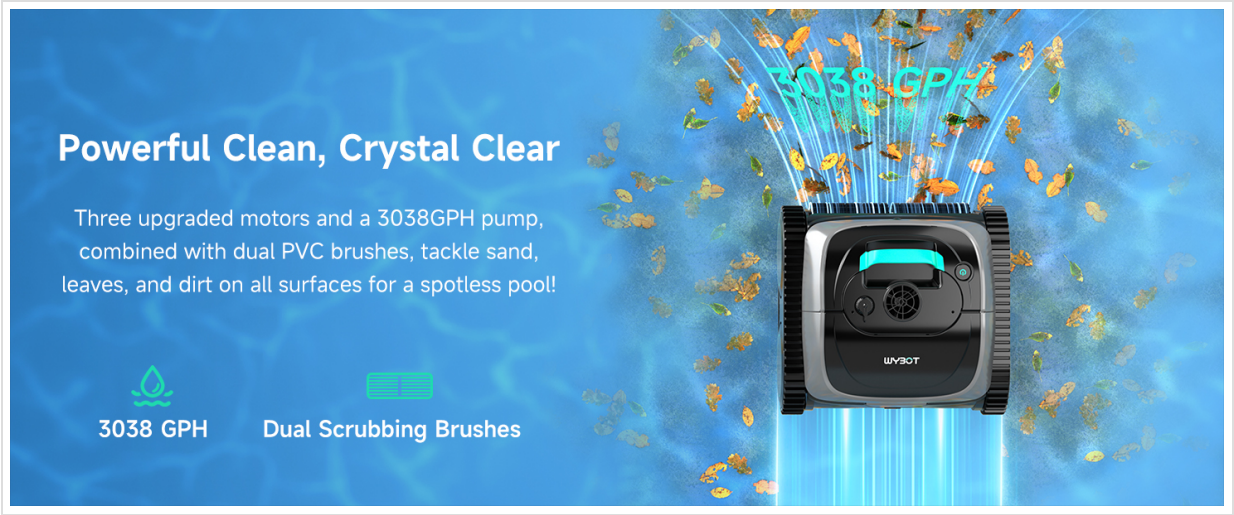


Image: A transparent view of the WYBOT C1's internal filter basket, highlighting its 180µm ultra-fine filter and 3L large capacity for capturing dirt and debris.

General Product Care

- Always ensure the charging port is completely dry before connecting the charger.
- Minor water stains on the device are normal due to 100% pre-shipment testing.

SPECIFICATIONS

Feature	Detail
Model Number	OS7010C
Power Source	Battery Powered
Item Weight	10.48 Kilograms (23.1 pounds)
Product Dimensions	17 x 13 x 18 inches
Special Features	Automatic Shut Off, Dual Filtration System, Lightweight, Self Propelled, Wall climbing, Waterline cleaning, Obstacle avoidance
Control Method	App
Battery Type	1 Lithium Ion battery (included)
Lithium Battery Energy Content	99 Watt Hours
Charging Time	3 Hours
Runtime	120-150 minutes
Max Pool Size	Up to 1,614 sq. ft
Max Water Depth	9.8 ft
Filter Mesh Size	180µm
Material	Plastic
Color	Grey with Green

TROUBLESHOOTING

App Connection Issues

If the robot fails to connect to the app, ensure the device is out of the water during the connection process. The app will not connect once the robot is submerged.

Robot Getting Stuck

The WYBOT C1 features enhanced obstacle avoidance. If it encounters a main drain or other obstacle, it is designed to turn around and continue cleaning. If the robot frequently gets stuck, check for large debris in the pool or ensure the cleaning mode is appropriate for your pool's shape and features.




Incomplete Wall Climbing




The robot climbs walls using its front scrubbers. Ensure the robot is facing forwards when attempting to climb walls. If the pool surface is excessively slippery due to algae buildup, the robot may have difficulty climbing until the algae is addressed.

WARRANTY AND SUPPORT

The WYBOT C1 comes with a 2-year manufacturer warranty and lifetime technical support. For any issues or assistance, please contact WYBOT customer support.

Related Documents - OS7010C

	<p>WYBOT C2 Intelligent Cordless Pool Robot User Manual</p> <p>Comprehensive user manual for the WYBOT C2 intelligent cordless pool robot. Covers setup, operation, maintenance, troubleshooting, and specifications for efficient pool cleaning with 180 minutes of runtime.</p>
	<p>WYBOT C1 Robotic Pool Cleaner User Manual - Efficient Pool Cleaning Guide</p> <p>Comprehensive user manual for the WYBOT C1 Robotic Pool Cleaner. Learn about setup, operation, maintenance, troubleshooting, and specifications for efficient and automatic pool cleaning.</p>
	<p>WYBOT C1 Robotic Pool Cleaner User Manual</p> <p>User manual for the WYBOT C1 Robotic Pool Cleaner (OS7010C), providing setup, operation, maintenance, and troubleshooting instructions.</p>

	<p>WYBOT C2 & C2 Vision Robotic Pool Cleaner User Manual</p> <p>Comprehensive user manual for the WYBOT C2 and C2 Vision robotic pool cleaners, covering setup, operation, maintenance, troubleshooting, and safety guidelines. Learn how to use your pool robot effectively.</p>
	<p>WYBOT SC1 Robotic Pool Cleaner User Manual</p> <p>Comprehensive user manual for the WYBOT SC1 Robotic Pool Cleaner, detailing setup, operation, maintenance, troubleshooting, and specifications. Learn how to effectively clean your pool with this advanced robotic cleaner.</p>
	<p>WYBOT S1 Robotic Pool Cleaner User Manual</p> <p>Comprehensive user manual for the WYBOT S1 Robotic Pool Cleaner, detailing setup, operation, maintenance, troubleshooting, and warranty information. Learn how to effectively clean your pool with this advanced robotic cleaner.</p>