

Aausda T161N

Aausda 16-inch FHD Laptop User Manual

Model: T161N

Brand: Aausda

INTRODUCTION

This manual provides essential information for the proper setup, operation, and maintenance of your Aausda 16-inch FHD Laptop, Model T161N. Please read this manual thoroughly before using your device to ensure optimal performance and longevity. Keep this manual for future reference.




Image: The Auusda 16-inch FHD Laptop, showcasing its 16-inch Full HD display, 16GB RAM, 1TB SSD, i3-1000NG4 processor, Full-Function Type-C port, Wi-Fi 6 & Bluetooth 5.3, Fingerprint Reader, and Backlit Keyboard.

WHAT'S IN THE BOX

Verify that all items are present in the packaging:

- 1 x Auusda 16-inch FHD Laptop
- 1 x Charger
- 1 x Keyboard Cover
- 1 x Instruction Manual



What's in the box

1 X	Laptop	1 X	Charger
1 X	Instruction Manual	1 X	Keyboard Cover

Image: A visual representation of the items included in the product packaging, alongside the laptop's physical dimensions (14.17 x 9.76 x 0.71 inches).

PRODUCT OVERVIEW

Key Features

- **Processor:** Intel Core i3-1000NG4, up to 3.2 GHz
- **Memory:** 16GB DDR4 RAM
- **Storage:** 1TB SSD
- **Display:** 16-inch Full HD (1920x1200) IPS display with 180° viewing angle
- **Operating System:** Windows 11 Pro
- **Connectivity:** Wi-Fi 6, Bluetooth 5.3
- **Ports:** Full-Function Type-C (charging, data, 4K video), 2x USB 3.0, 1x USB 2.0, Mini HDMI, 3.5mm Standard Headphone Jack, DC 3.5 power input
- **Security:** Fingerprint Reader
- **Keyboard:** Backlit keyboard with numeric keypad
- **Battery:** 5000mAh Lithium Battery (11.4V)

Processor and Performance

The laptop is equipped with an Intel Core i3-1000NG4 processor, providing efficient performance for multitasking and everyday computing tasks. The 16GB DDR4 RAM ensures smooth operation, while the 1TB SSD offers fast boot-up times and ample storage capacity.

Intel Core i3 Processors 1000NG4, up to 3.20GHz

Get the job done with 16 GB of DDR4 in-memory job processing,
and a huge 1TB SSD ensures storage decisions




Image: A visual representation of the Intel Core i3-1000NG4 processor, 16GB DDR4 RAM, and 1TB SSD, highlighting their roles in the laptop's performance.

Display

The 16-inch Full HD (1920x1200) IPS display offers clear and vibrant visuals. Its 180° viewing angle allows for flexible positioning and comfortable collaboration.

1920*1200 IPS Visual Display

It comes with a stunning 16-inch display that delivers colors vibrant and accurate image quality. With its eye-pleasing display, reduces There is a risk of strain when working for long periods of time, as long as high image quality and greater comfort.

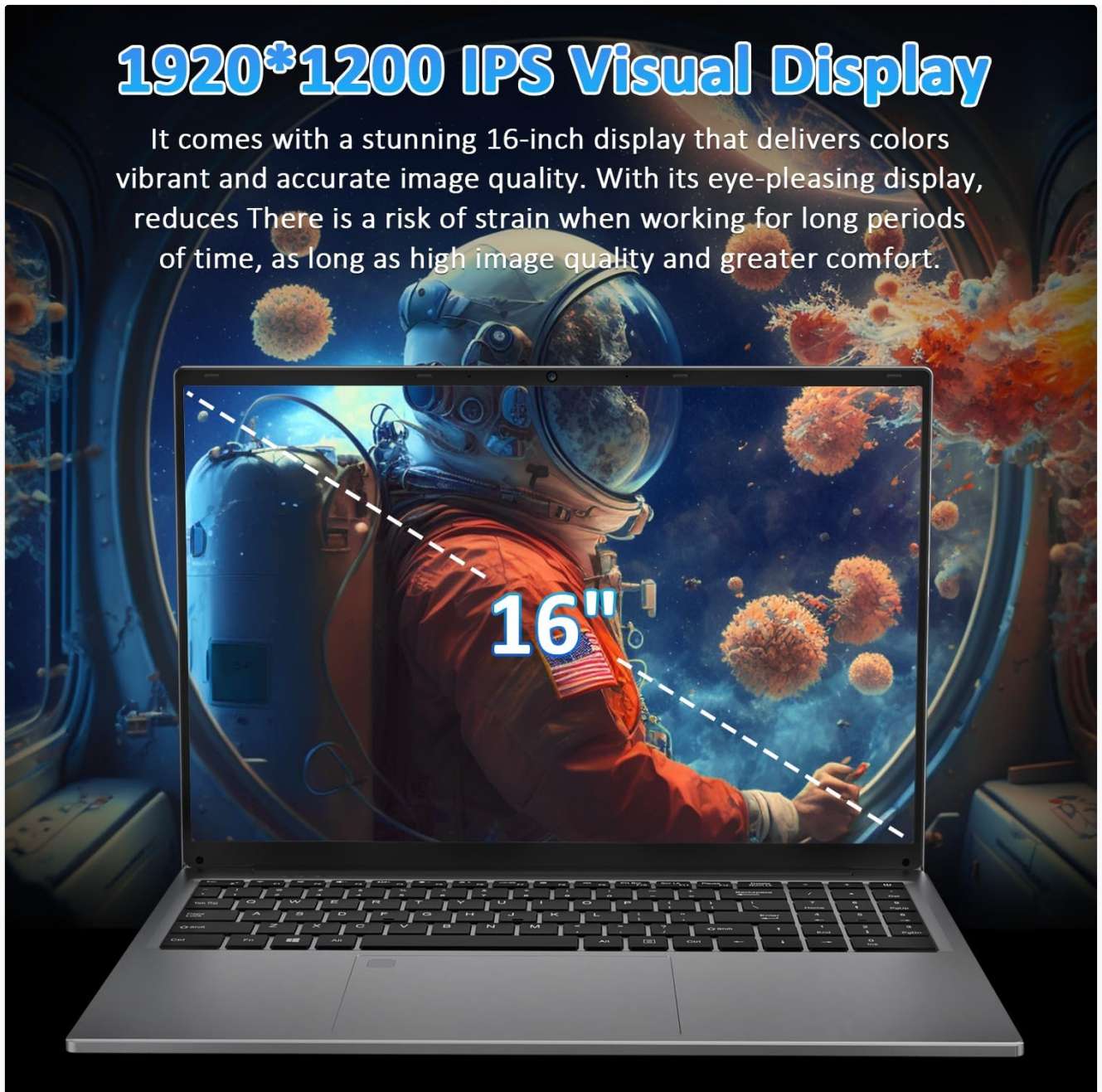


Image: The laptop's 16-inch 1920x1200 IPS display, illustrating its visual quality and size.

Ports and Connectivity

The laptop features a variety of ports for versatile connectivity, including a Full-Function Type-C port for charging, data transfer, and 4K video output. Dual USB 3.0 ports, a USB 2.0 port, a Mini HDMI port, and a 3.5mm headphone jack are also available.

Rich Interfaces and Expandability



Image: A detailed view of the laptop's left and right sides, showing the arrangement and types of available ports for external connections.

Keyboard and Security

The integrated backlit keyboard enhances typing in low-light conditions. A dedicated numeric keypad is included for data entry. For enhanced security, the laptop features a fingerprint reader for quick and secure access.

Built-in backlit keyboard and numeric keypad



Backlit



Touch panel



Digital
Keypad



5000 mAh
battery



Fingerprint Unlock


Independent numeric
keypad

Image: The laptop's keyboard area, illustrating the backlit keys, integrated numeric keypad, and the fingerprint unlock sensor.

Battery

The laptop is powered by a 5000mAh Lithium battery, designed to provide extended usage time.

Super large battery, lasting three hours of endurance.



Lithium Battery

11.4V battery



5000mAh Battery

Longer Standby Time



Image: The laptop with an overlay indicating its 5000mAh battery capacity and 11.4V rating.

SETUP

1. Initial Charging

1. Connect the provided charger to the laptop's DC 3.5 power input port.
2. Plug the charger into a power outlet.
3. Allow the laptop to charge for at least 30 minutes before initial use, or until the battery indicator shows a sufficient charge.

2. Powering On

1. Open the laptop lid.
2. Press the power button located on the keyboard.
3. Follow the on-screen instructions to complete the Windows 11 Pro initial setup, including language selection, network connection, and user account creation.

OPERATING INSTRUCTIONS

Using Windows 11 Pro

Your laptop comes pre-installed with Windows 11 Pro. Familiarize yourself with the operating system's interface and features. Microsoft provides extensive online documentation and tutorials for Windows 11.

Connecting to Wi-Fi

1. Click the Wi-Fi icon in the taskbar.
2. Select your desired network from the list.
3. Enter the network password if prompted and click 'Connect'.

Using Bluetooth Devices

1. Go to 'Settings' > 'Bluetooth & devices'.
2. Ensure Bluetooth is turned 'On'.
3. Select 'Add device' and follow the instructions to pair your Bluetooth device.

Fingerprint Reader

To set up fingerprint login:

1. Go to 'Settings' > 'Accounts' > 'Sign-in options'.
2. Under 'Windows Hello Fingerprint', click 'Set up' and follow the on-screen prompts to register your fingerprint.

Backlit Keyboard

The backlit keyboard can be toggled on or off, and its brightness adjusted, using specific function keys (refer to your keyboard layout for the exact key combination, often Fn + F key).

Connecting External Displays

Use the Mini HDMI port or the Full-Function Type-C port to connect an external monitor or projector. Press **Windows key + P** to select display modes (Duplicate, Extend, Second screen only).

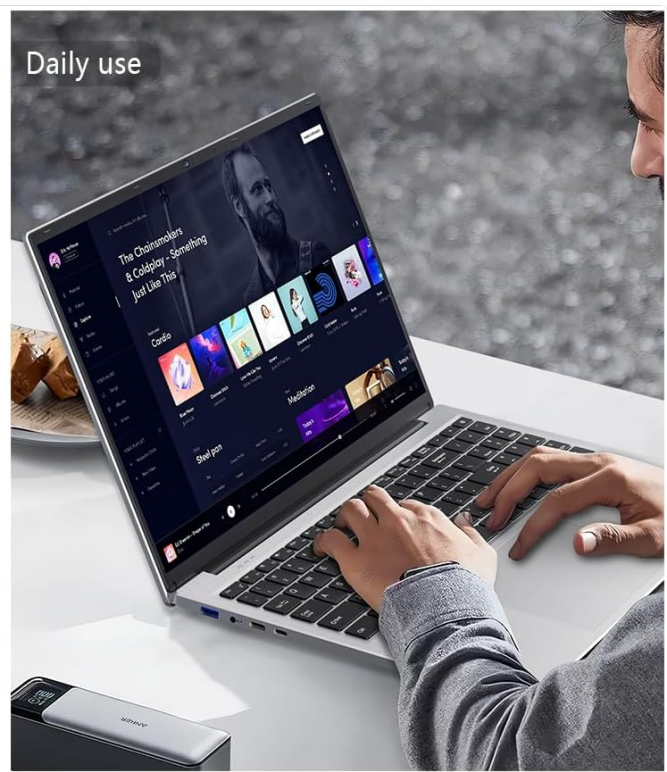


Image: Examples of the laptop's versatility in various usage scenarios, including office tasks, daily browsing, online education, and gaming.

MAINTENANCE

Cleaning

- Use a soft, lint-free cloth to clean the screen and exterior surfaces.
- For stubborn marks, slightly dampen the cloth with water or a screen cleaner. Avoid harsh chemicals.
- Ensure the laptop is powered off and unplugged before cleaning.

Battery Care

- Avoid fully discharging the battery frequently.
- Store the laptop in a cool, dry place if not used for extended periods, with the battery charged to about 50%.
- Use only the provided charger.

Software Updates

Regularly check for and install Windows updates to ensure system stability, security, and performance.

TROUBLESHOOTING

Laptop Does Not Power On

- Ensure the charger is securely connected to both the laptop and a working power outlet.
- Verify the power outlet is functional by plugging in another device.
- Allow the laptop to charge for some time before attempting to power it on again.

No Wi-Fi Connection

- Check if Wi-Fi is enabled in Windows settings.
- Restart your router and modem.
- Ensure you are selecting the correct network and entering the correct password.

Screen is Blank or Flickering

- Restart the laptop.
- If an external display is connected, try disconnecting it.
- Update your display drivers through Windows Update or the manufacturer's website.

Slow Performance

- Close unnecessary applications running in the background.
- Check for and install any pending Windows updates.
- Run a disk cleanup and defragmentation (for HDD, not necessary for SSD).
- Scan for malware or viruses.

SPECIFICATIONS

Feature	Specification
Model Name	T161N
Processor	Intel Core i3-1000NG4 (up to 3.2 GHz)
RAM	16GB DDR4 SDRAM
Hard Drive	1TB SSD
Screen Size	16 inches
Display Resolution	Full HD (1920x1200) IPS
Graphics Coprocessor	Iris Plus Graphics G4 48EUs
Operating System	Windows 11 Pro
Wireless Connectivity	Wi-Fi 6, Bluetooth 5.3

Feature	Specification
Ports	Full-Function Type-C, 2x USB 3.0, 1x USB 2.0, Mini HDMI, 3.5mm Headphone Jack, DC 3.5
Battery	5000mAh Lithium Battery (11.4V)
Item Weight	5.26 pounds
Product Dimensions	14.17 x 9.76 x 0.71 inches
Color	Silver

WARRANTY AND SUPPORT

Manufacturer's Warranty

Your Aausda laptop comes with a **2-Year Manufacturer's Warranty**. This warranty covers defects in materials and workmanship under normal use. Additionally, a **90-day hassle-free return policy** is provided for your peace of mind.

Extended Support

Enjoy **3-month extended support** and access to **24-hour customer service** to assist you with any inquiries or issues.

Contact Support







For support, please provide your order number and a video demonstrating the problem to the following email address:

Email: Aausda.ltd@gmail.com

Alternatively, you can log in to your Amazon account, navigate to 'Your Orders', and select 'Ask questions' for assistance.



© 2025 Aausda. All rights reserved.

	<p>Auusda A146G Notebook User Manual</p> <p>User manual for the Auusda A146G Notebook, detailing hardware features, ports, status indicators, product specifications, and important safety notices.</p>
	<p>Auusda T152A Laptop User Manual: Specifications and Safety Guidelines</p> <p>Comprehensive user manual for the Auusda T152A laptop, detailing specifications for AMD Ryzen and Intel N Series models, along with important safety instructions and warranty information.</p>
	<p>Auusda F152 Laptop User Manual: Features, Specifications, and Safety</p> <p>Discover the Auusda F152 laptop with this comprehensive user manual. It details hardware features, specifications for AMD Ryzen and Intel N series models, port descriptions, status indicators, and essential safety precautions.</p>
	<p>Auusda T152A Laptop User Manual</p> <p>Comprehensive user manual for the Auusda T152A laptop, covering hardware features, specifications, safety precautions, and warranty information.</p>
	<p>Auusda A146G Notebook User Manual</p> <p>User manual for the Auusda A146G notebook, covering hardware features, specifications, safety guidelines, and installation instructions.</p>
	<p>Auusda T152A Laptop User Manual and Specifications</p> <p>Comprehensive user manual for the Auusda T152A laptop, covering product specifications, warranty details, and essential safety guidelines.</p>