

Soundcore D1301

Soundcore Sleep A30 User Manual

Smart Active Noise Cancelling Sleep Earbuds

1. INTRODUCTION

The Soundcore Sleep A30 earbuds are designed to provide a tranquil sleep environment through advanced noise cancellation and adaptive sound technologies. This manual provides detailed instructions for setting up, operating, and maintaining your Sleep A30 earbuds to ensure optimal performance and comfort.

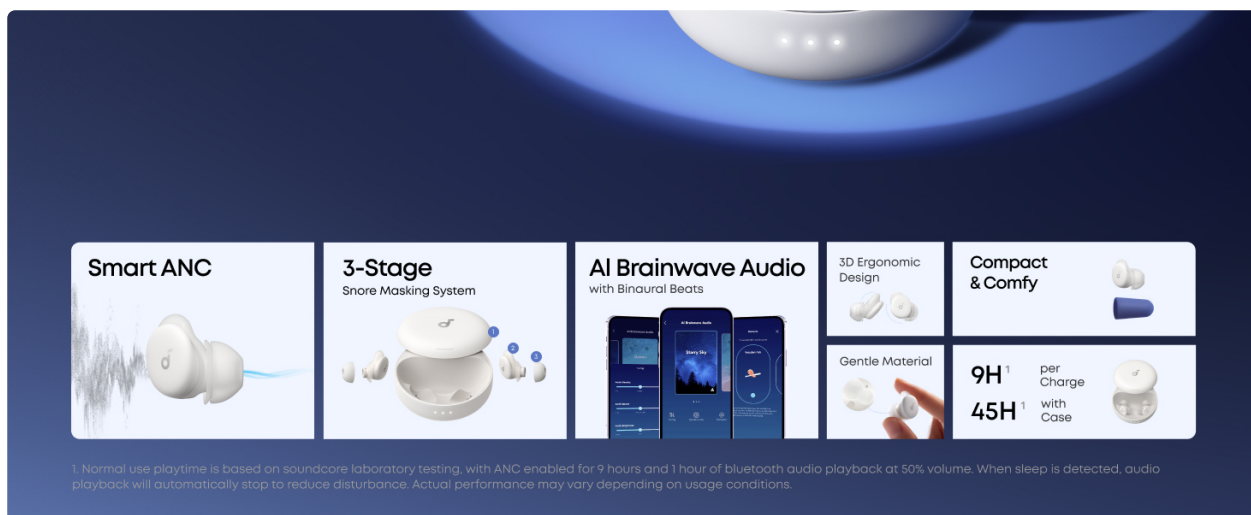


Image: Soundcore Sleep A30 earbuds and their charging case, highlighting their compact design.

2. WHAT'S IN THE BOX

Verify that all components are present in your package:

- Soundcore Sleep A30 Earbuds (1 pair)
- Charging Case (1)

- USB-C Cable (1)
- Ear Tips: XXS, XS, S, M (pre-installed), L, XL (6 pairs total)
- Ear Wings: S, M (pre-installed), L (3 pairs total)



Image: All components included in the Soundcore Sleep A30 package, laid out for inspection.

3. SETUP

3.1. Choosing the Right Fit

Selecting the correct ear tips and ear wings is crucial for comfort and effective noise cancellation. Experiment with different sizes to find the best seal and most comfortable fit for your ears, especially if you are a side sleeper.



Image: A diagram illustrating the proper insertion angle for the earbuds and the various ear tip and wing options.


3.2. Charging

Before first use, fully charge the earbuds and the charging case. Connect the USB-C cable to the charging case and a power source. The LED indicators on the case will show the charging status.

Block out Sleep-Disrupting Noise



Partner's Snoring



Pet Sounds



Appliance Hum



Traffic Noise

Image: Soundcore Sleep A30 earbuds resting in their open charging case, ready for charging.

3.3. Bluetooth Pairing

Open the charging case. The earbuds will automatically enter Bluetooth pairing mode. On your device, enable Bluetooth and select "Soundcore Sleep A30" from the list of available devices.

3.4. Soundcore App Installation

Download the Soundcore app from your device's app store. The app provides access to advanced features, sound customization, sleep tracking, and firmware updates.

How to Wear for Better Sleep



Step 1
Select ear tips and ear wings in a size that best fits your ears.

Step 2
Put earbuds in your ears at the angle shown.

Image: Screenshots of the Soundcore app interface, demonstrating options for customizing your sleep journey.

4. OPERATING INSTRUCTIONS

4.1. Power On/Off

The earbuds power on automatically when removed from the charging case and power off when placed back inside and the case is closed.

4.2. Touch Controls

The Sleep A30 earbuds feature touch-sensitive controls. Customize these controls via the Soundcore app for actions such as playing/pausing audio, adjusting volume, or switching noise control modes.

4.3. Noise Control

The Sleep A30 utilizes Smart Active Noise Cancelling (ANC) with Ear Canal Adaptation Technology to reduce ambient noise. It also features a Passive Noise Cancellation (PNC) system for high-frequency sounds.



Image: Visual representation of the earbuds blocking common sleep-disrupting noises like snoring, pet sounds, appliance hum, and traffic noise.

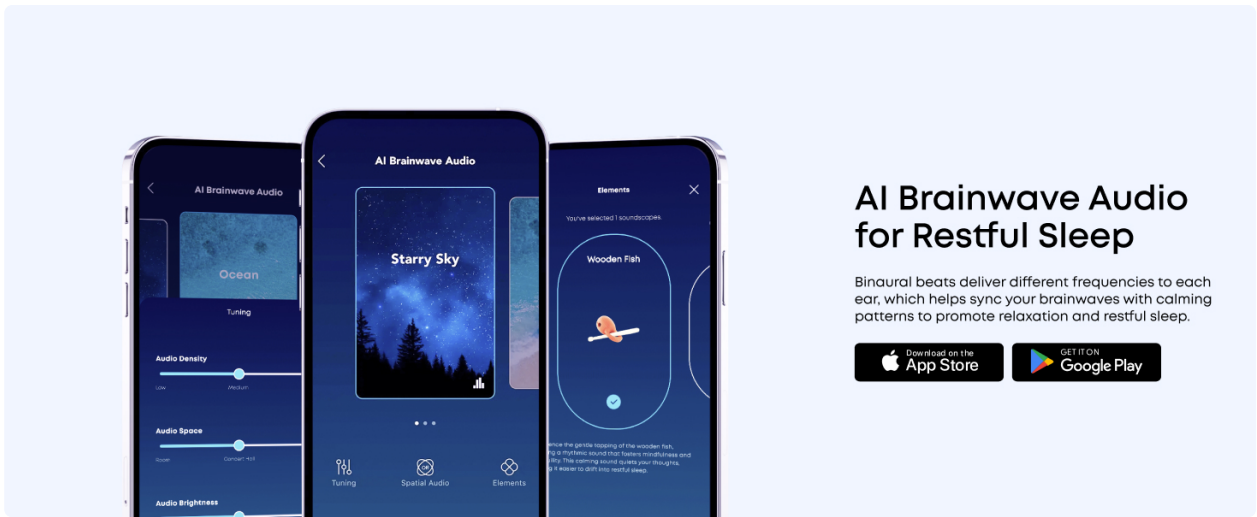


Image: An exploded diagram illustrating the components of the Dual Noise Cancellation System, including ANC and PNC elements.

4.4. Adaptive Snore Masking System

The charging case monitors and analyzes snoring sounds in real-time. The earbuds then constantly optimize the snore-masking audio to ensure you remain undisturbed. For best results, place the charging case within 5 feet (1.5 m) of the snorer.



Image: A visual explanation of the 3-Stage Snore Masking System, showing the snore-tracking case, adaptive snore-masking audio, and memory foam ear tips working together.



Image: The charging case emitting sound waves, indicating its real-time snore-tracking capability.

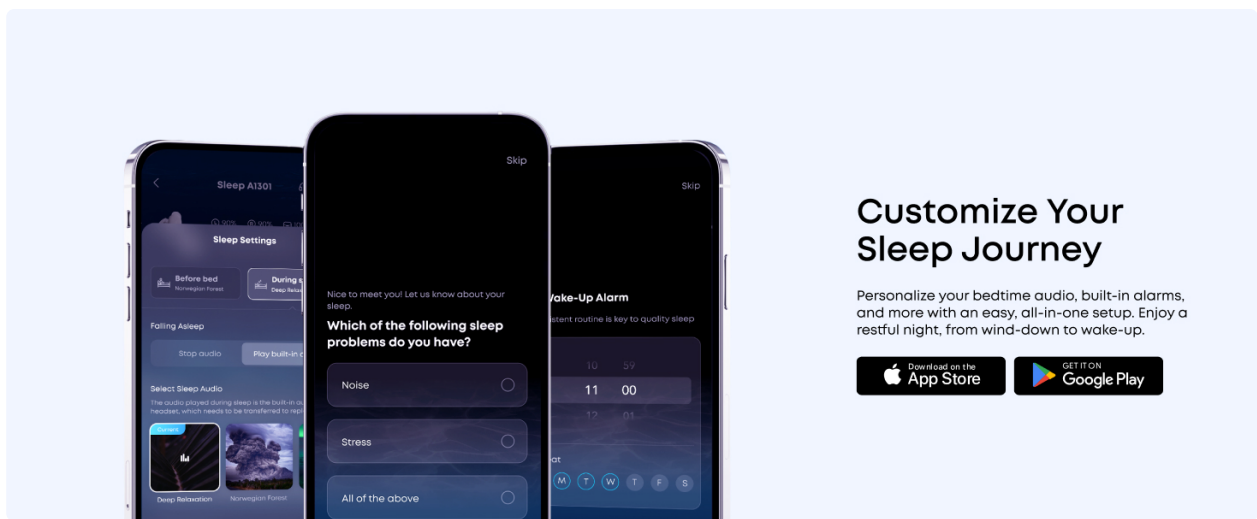


Image: A woman sleeping peacefully with the earbuds, while sound waves illustrate the snore masking system in action.

4.5. AI Brainwave Audio

The earbuds utilize binaural beats to deliver different frequencies to each ear, helping to sync your brainwaves with calming patterns to promote relaxation and restful sleep. Access various brainwave audio options through the Soundcore app.



Image: The Soundcore app displaying various AI Brainwave Audio soundscapes like 'Ocean' and 'Starry Sky', with tuning options.

4.6. Ultra-Comfort for Side Sleepers

The Sleep A30 earbuds are designed with ultra-soft silicone, short nozzles, and a lightweight, slim profile to relieve pressure, making them comfortable for side sleepers. The ergonomic shape is based on 3D mapping of thousands of ear canals for a universal comfortable fit.




Image: A woman sleeping on her side, demonstrating the comfortable fit of the earbuds for side sleepers.




Image: A detailed diagram highlighting the design features that contribute to ultra-comfort for side sleepers, including air-filled ear wings, ultra-soft silicone, and a shorter nozzle.



9H¹ per Charge 45H¹ with Case

One Charge, 5 Nights of Peaceful Sleep

9-hour playtime for normal use with ANC on all-night. Bluetooth audio playback stops automatically when sleep is detected, ensuring zero disturbance throughout the night.

Image: A cross-section view of the earbud, showing the soft silicone, memory foam core, and ultra-thin coating for enhanced comfort.

4.7. Sleep Customization

The Soundcore app allows you to personalize your bedtime audio, set sleep reminders, and configure built-in alarms for a tailored sleep experience.

4.8. Find Device Feature

If an earbud is misplaced, use the "Find Device" feature in the Soundcore app to make it emit a sound, aiding in its location.



| | | | |
|---|--|--|---|
|  | <ul style="list-style-type: none">Smart ANC+PNCAdaptive Snore MaskingOne-Stop Tailored Sleep JourneyThinner Profile and Shorter NozzleMemory Foam Ear TipsMicrophones Support CallsPre-Sleep Bluetooth mode + during-sleep ANC: 9h/45h |  | <ul style="list-style-type: none">PNCNon-Adaptive Snore MaskingSleep Journey UnavailableThin Profile and Short NozzleFoam Ear Tips UnavailableCall UnavailableSleep Mode: 14H/80H Bluetooth Mode: 10H/55H |
| Sleep A30 No Noise to Disturb Sleep | | Sleep A20 Your Best Sleeping Partner | |
| \$229.99 | | \$179.99 | |

Image: The Soundcore app's 'Find Device' screen, showing left and right earbud icons and a visual of a lost earbud under a bed.

4.9. Product Video

Video: Official product video for Soundcore Sleep A30, demonstrating key features and usage scenarios.

5. MAINTENANCE

5.1. Cleaning

Regularly clean the earbuds and charging case with a soft, dry cloth. For ear tips, remove them and clean with

mild soap and water, then dry thoroughly before reattaching.

5.2. Storage

When not in use, store the earbuds in their charging case to protect them and maintain battery life.

6. TROUBLESHOOTING

If you encounter any issues with your Soundcore Sleep A30 earbuds, refer to the following common problems and solutions:

| Problem | Solution |
|-------------------------|---|
| Earbuds not charging | Ensure the charging cable is securely connected and the power source is active. Clean the charging contacts on both the earbuds and the case. |
| Cannot pair with device | Ensure earbuds are in pairing mode (open case). Turn off and on Bluetooth on your device. Forget the device in your Bluetooth settings and re-pair. |
| Poor noise cancellation | Ensure you have selected the correct size ear tips and ear wings for a snug fit. Check for any obstructions in the earbud nozzles. |
| Sound quality issues | Check the audio source. Ensure earbuds are clean. Try resetting the earbuds (refer to the full user guide for specific reset instructions). |

For more detailed troubleshooting, please refer to the official[Troubleshooting Guide \(PDF\)](#).

7. SPECIFICATIONS

- **Model Name:** Sleep A30
- **Noise Control:** Adaptive Noise Cancellation
- **Connectivity:** Wireless (Bluetooth 5.3)
- **Bluetooth Range:** 15 Meters
- **Frequency Response:** 20 KHz
- **Battery Life:** Up to 9 hours (earbuds), up to 45 hours (with charging case)
- **Charging Time:** 1.5 Hours (earbuds)
- **Material:** Plastic
- **Item Weight:** 103.5 Grams (total)
- **Product Dimensions:** 2.56 x 2.56 x 1.18 inches (charging case)
- **Water Resistance Level:** Waterproof
- **Control Type:** Touch Control

What's in the Box

Sleep A30 X1
Ear Wings X3
Foam Ear Tips X3

Charging Case X1
Silicone Ear Tips X4
USB-C Cable X1



Image: A graphic illustrating the 9 hours of playtime per charge and 45 hours total with the charging case.

8. IMPORTANT SAFETY INFORMATION

To prevent damage or injury, always adhere to the following safety guidelines:

- Do not expose to extreme temperatures.
- Avoid dropping or subjecting to strong impacts.
- Keep out of reach of children and pets.
- Do not disassemble or attempt to repair the device.
- Use only specified charging cables and adapters.
- Avoid using at excessively high volumes for prolonged periods to prevent hearing damage.

9. WARRANTY AND SUPPORT

Soundcore products come with a limited warranty. For detailed warranty information, product support, or to access the full user guide, please visit the official Soundcore website or refer to the provided PDF documents:

- [User Guide \(PDF\)](#)
- [Troubleshooting Guide \(PDF\)](#)

© 2025 Soundcore. All rights reserved. Soundcore and Anker are trademarks of Anker Innovations Limited.

| | | | | | | | | | | | | | | | | |
|---|-----------------------|----------------|----------------|-----------------|----------|----------|---------|-----------|-----|-------------------|----------|----------|-----------------|-----|----------|---|
| <table><tr><td>Contents</td><td>Introduction</td><td>Specifications</td></tr><tr><td>Getting Started</td><td>Unboxing</td><td>Charging</td></tr><tr><td>Pairing</td><td>Bluetooth</td><td>App</td></tr><tr><td>Using the Earbuds</td><td>Controls</td><td>Features</td></tr><tr><td>Troubleshooting</td><td>FAQ</td><td>Warranty</td></tr></table> | Contents | Introduction | Specifications | Getting Started | Unboxing | Charging | Pairing | Bluetooth | App | Using the Earbuds | Controls | Features | Troubleshooting | FAQ | Warranty | <p>Soundcore Sleep A30 Earbuds: Comprehensive FAQ and Troubleshooting Guide</p> <p>Find answers to common questions about your Soundcore Sleep A30 earbuds, covering specifications, wearing comfort, operation, charging, Bluetooth connectivity, sound quality, app features, alarms, and maintenance.</p> |
| Contents | Introduction | Specifications | | | | | | | | | | | | | | |
| Getting Started | Unboxing | Charging | | | | | | | | | | | | | | |
| Pairing | Bluetooth | App | | | | | | | | | | | | | | |
| Using the Earbuds | Controls | Features | | | | | | | | | | | | | | |
| Troubleshooting | FAQ | Warranty | | | | | | | | | | | | | | |
| <table><tr><td>Contents</td><td>Introduction</td><td>Specifications</td></tr><tr><td>Getting Started</td><td>Unboxing</td><td>Charging</td></tr><tr><td>Pairing</td><td>Bluetooth</td><td>App</td></tr><tr><td>Using the Earbuds</td><td>Controls</td><td>Features</td></tr><tr><td>Troubleshooting</td><td>FAQ</td><td>Warranty</td></tr></table> | Contents | Introduction | Specifications | Getting Started | Unboxing | Charging | Pairing | Bluetooth | App | Using the Earbuds | Controls | Features | Troubleshooting | FAQ | Warranty | <p>soundcore Sleep A30 Earbuds: User Guide and Troubleshooting</p> <p>Comprehensive guide to soundcore Sleep A30 wireless earbuds, covering specifications, features, setup, usage, and troubleshooting for optimal sleep and audio experience.</p> |
| Contents | Introduction | Specifications | | | | | | | | | | | | | | |
| Getting Started | Unboxing | Charging | | | | | | | | | | | | | | |
| Pairing | Bluetooth | App | | | | | | | | | | | | | | |
| Using the Earbuds | Controls | Features | | | | | | | | | | | | | | |
| Troubleshooting | FAQ | Warranty | | | | | | | | | | | | | | |
| <table><tr><td>CONTENTS</td><td>Introduction</td><td>Specifications</td></tr><tr><td>Getting Started</td><td>Unboxing</td><td>Charging</td></tr><tr><td>Pairing</td><td>Bluetooth</td><td>App</td></tr><tr><td>Using the Earbuds</td><td>Controls</td><td>Features</td></tr><tr><td>Troubleshooting</td><td>FAQ</td><td>Warranty</td></tr></table> | CONTENTS | Introduction | Specifications | Getting Started | Unboxing | Charging | Pairing | Bluetooth | App | Using the Earbuds | Controls | Features | Troubleshooting | FAQ | Warranty | <p>Soundcore Sleep A30 User Manual: Setup, Features, and Sleep Tracking Guide</p> <p>Comprehensive guide to the Soundcore Sleep A30 earbuds. Learn how to download the app, wear, charge, pair, use Active Noise Cancellation, sleep tracking, and audio features for optimal rest.</p> |
| CONTENTS | Introduction | Specifications | | | | | | | | | | | | | | |
| Getting Started | Unboxing | Charging | | | | | | | | | | | | | | |
| Pairing | Bluetooth | App | | | | | | | | | | | | | | |
| Using the Earbuds | Controls | Features | | | | | | | | | | | | | | |
| Troubleshooting | FAQ | Warranty | | | | | | | | | | | | | | |
| <table><tr><td>Contents</td><td>Introduction</td><td>Specifications</td></tr><tr><td>Getting Started</td><td>Unboxing</td><td>Charging</td></tr><tr><td>Pairing</td><td>Bluetooth</td><td>App</td></tr><tr><td>Using the Earbuds</td><td>Controls</td><td>Features</td></tr><tr><td>Troubleshooting</td><td>FAQ</td><td>Warranty</td></tr></table> | Contents | Introduction | Specifications | Getting Started | Unboxing | Charging | Pairing | Bluetooth | App | Using the Earbuds | Controls | Features | Troubleshooting | FAQ | Warranty | <p>Soundcore Sleep A20 Earbuds: Troubleshooting and User Guide</p> <p>Comprehensive guide for Soundcore Sleep A20 earbuds, covering specifications, usage, troubleshooting common issues, and maintenance. Learn about Bluetooth connectivity, sleep tracking, battery life, and sound quality.</p> |
| Contents | Introduction | Specifications | | | | | | | | | | | | | | |
| Getting Started | Unboxing | Charging | | | | | | | | | | | | | | |
| Pairing | Bluetooth | App | | | | | | | | | | | | | | |
| Using the Earbuds | Controls | Features | | | | | | | | | | | | | | |
| Troubleshooting | FAQ | Warranty | | | | | | | | | | | | | | |
| <table><tr><td>POSSIBLE APPLICAZIONE</td><td>Introduction</td><td>Specifications</td></tr><tr><td>Getting Started</td><td>Unboxing</td><td>Charging</td></tr><tr><td>Pairing</td><td>Bluetooth</td><td>App</td></tr><tr><td>Using the Earbuds</td><td>Controls</td><td>Features</td></tr><tr><td>Troubleshooting</td><td>FAQ</td><td>Warranty</td></tr></table> | POSSIBLE APPLICAZIONE | Introduction | Specifications | Getting Started | Unboxing | Charging | Pairing | Bluetooth | App | Using the Earbuds | Controls | Features | Troubleshooting | FAQ | Warranty | <p>Soundcore Sleep A30: User Manual for Smart Sleep Earbuds with ANC and Sleep Tracking</p> <p>Comprehensive user guide for Soundcore Sleep A30 wireless earbuds. Learn about active noise cancellation, snore masking, sleep tracking, app features, controls, charging, and specifications.</p> |
| POSSIBLE APPLICAZIONE | Introduction | Specifications | | | | | | | | | | | | | | |
| Getting Started | Unboxing | Charging | | | | | | | | | | | | | | |
| Pairing | Bluetooth | App | | | | | | | | | | | | | | |
| Using the Earbuds | Controls | Features | | | | | | | | | | | | | | |
| Troubleshooting | FAQ | Warranty | | | | | | | | | | | | | | |
| <table><tr><td>SOMMAIRE</td><td>Introduction</td><td>Specifications</td></tr><tr><td>Getting Started</td><td>Unboxing</td><td>Charging</td></tr><tr><td>Pairing</td><td>Bluetooth</td><td>App</td></tr><tr><td>Using the Earbuds</td><td>Controls</td><td>Features</td></tr><tr><td>Troubleshooting</td><td>FAQ</td><td>Warranty</td></tr></table> | SOMMAIRE | Introduction | Specifications | Getting Started | Unboxing | Charging | Pairing | Bluetooth | App | Using the Earbuds | Controls | Features | Troubleshooting | FAQ | Warranty | <p>soundcore Sleep A30 Earbuds User Manual and Guide</p> <p>Comprehensive guide for the soundcore Sleep A30 earbuds, covering setup, app usage, noise cancellation, sleep tracking, calls, firmware updates, and specifications. Learn how to fit, charge, pair, and control your earbuds for optimal sleep and relaxation.</p> |
| SOMMAIRE | Introduction | Specifications | | | | | | | | | | | | | | |
| Getting Started | Unboxing | Charging | | | | | | | | | | | | | | |
| Pairing | Bluetooth | App | | | | | | | | | | | | | | |
| Using the Earbuds | Controls | Features | | | | | | | | | | | | | | |
| Troubleshooting | FAQ | Warranty | | | | | | | | | | | | | | |

