

## Manuals+

[Q & A](#) | [Deep Search](#) | [Upload](#)

[manuals.plus](#) /

› [Tensky](#) /

› [Tensky Smart Watch User Manual](#)

## Tensky GTX20

# Tensky Smart Watch User Manual

Model: GTX20

Brand: Tensky

## INTRODUCTION

Welcome to the Tensky Smart Watch user manual. This guide provides detailed instructions on how to set up, operate, and maintain your Tensky Smart Watch (Model: GTX20). Designed for both men and women, this smartwatch features an impressive 1.85" AMOLED screen, AI voice capabilities, Bluetooth call functionality, 3ATM waterproofing, and comprehensive health monitoring including heart rate, sleep, and SpO2 tracking. It also includes a pedometer and over 100 sport modes to support your active lifestyle.

## WHAT'S IN THE BOX

- Tensky Smart Watch (Model: GTX20)
- Charging Cable
- User Manual

Note: The Tensky Smart Watch comes with a charging cable. Additional bands may be included depending on the specific package.

## SETUP GUIDE

### 1. Charging the Smart Watch

Before initial use, fully charge your Tensky Smart Watch. Connect the provided charging cable to the magnetic charging points on the back of the watch and plug the USB end into a compatible power source (e.g., computer USB port, USB wall adapter). A full charge takes approximately 2.5 hours.

# Multi-functional



AOD Screen



Calculator



Phone Finder



Camera Control



Music Playback



Calendar



More

Weather: 7 days



High Capacity  
Battery: 350 mAh



Over 100 Watch Faces



Image: The magnetic charging cable connecting to the back of the Tensky Smart Watch.

## 2. Downloading the App and Pairing

To unlock the full potential of your Tensky Smart Watch, download the "Very Fit" app on your smartphone. The watch is compatible with smartphones running iOS 10+ or Android 6.0+.

1. Download the "Very Fit" APP from your phone's app store.
2. Turn on your phone's Bluetooth.
3. Open the "Very Fit" APP, click "add device", and search for "GTX20".
4. Click "Connect" to pair your watch. Once connected, you can enable call and app reminders within the app settings.



Image: Visual steps for connecting the Tensky Smart Watch to a smartphone using the Very Fit app.

## OPERATING INSTRUCTIONS

### Display and Navigation

The Tensky Smart Watch features a vibrant 1.85" AMOLED HD touchscreen with 390\*450 resolution and a 60FPS high refresh rate for smooth interaction. It boasts a 100% RGB color gamut and an always-on display function, ensuring clear visibility of time, messages, and sports data even in bright sunlight. You can customize your watch face from over 100 available options, including dynamic watch faces.

# 1.85" AMOLED Display

Always on/HD/390x450 Resolution



2.5D Tempered Glass

AMOLED

24-bit: More Vivid and Colourful



99% Precise Colour Reduction

Image: The 1.85" AMOLED display of the Tensky Smart Watch, highlighting its clarity and vibrant colors.

## Health Monitoring

The watch is equipped with an upgraded optical sensor for accurate 24/7 health monitoring. It tracks and detects heart rate, SpO2 (blood oxygen), and pressure. The automatic sleep monitoring function records deep sleep, light sleep, and REM sleep, helping you develop healthier sleeping habits. All health data is recorded and analyzed within the Very Fit app.

# Bluetooth 5.3 Calls

Call noise reduction/Fast and stable connection



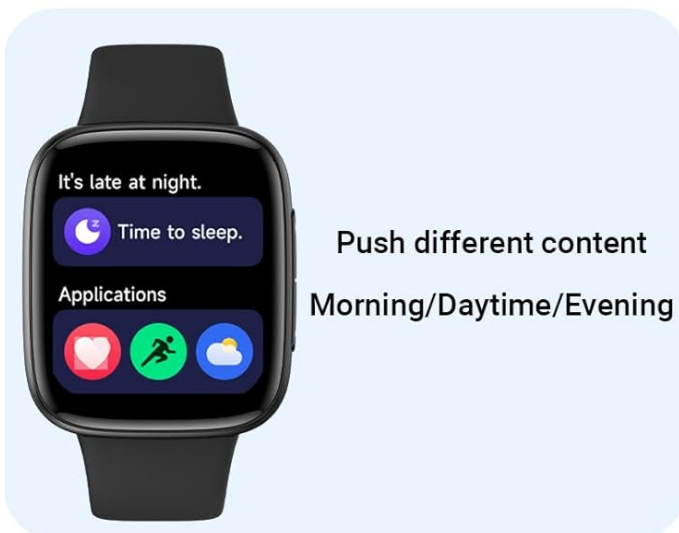
Image: Overview of the Tensky Smart Watch's health monitoring capabilities, showing heart rate, blood oxygen, fatigue, and sleep tracking.

## Sports Modes and Activity Tracking

With over 100 sports modes, the Tensky Smart Watch is your ideal fitness companion. It monitors real-time data during exercise, including steps, distance, calorie consumption, heart rate, blood oxygen, and exercise time. This data helps you adjust training intensity for better results. The built-in pedometer tracks daily steps and calorie consumption.

# Voice Assistant / Message Reminder

3 time periods, different content



Push different content  
Morning/Daytime/Evening

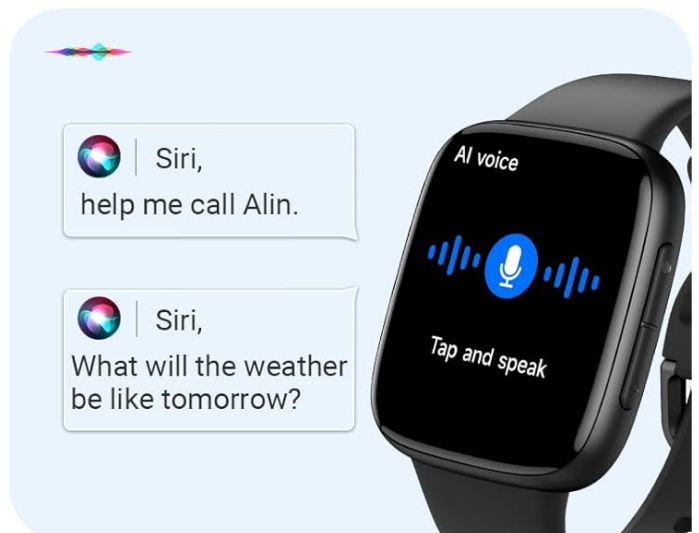


Image: The Tensky Smart Watch highlighting its 100+ sports modes and 3ATM waterproof rating, suitable for swimming.

## Bluetooth Calls and Message Notifications

Leveraging the latest Bluetooth 5.3 technology, the smartwatch ensures a stable connection for real-time message notifications from popular apps like Facebook, WhatsApp, Instagram, and SMS. Equipped with a built-in microphone and high-definition speakers, it allows for smooth dialing and answering calls directly from your wrist. You can also add frequently used contacts and customize notification ringtone and vibration volumes.

# 30 Metres Waterproof (3 ATM)

100+ Sports Modes

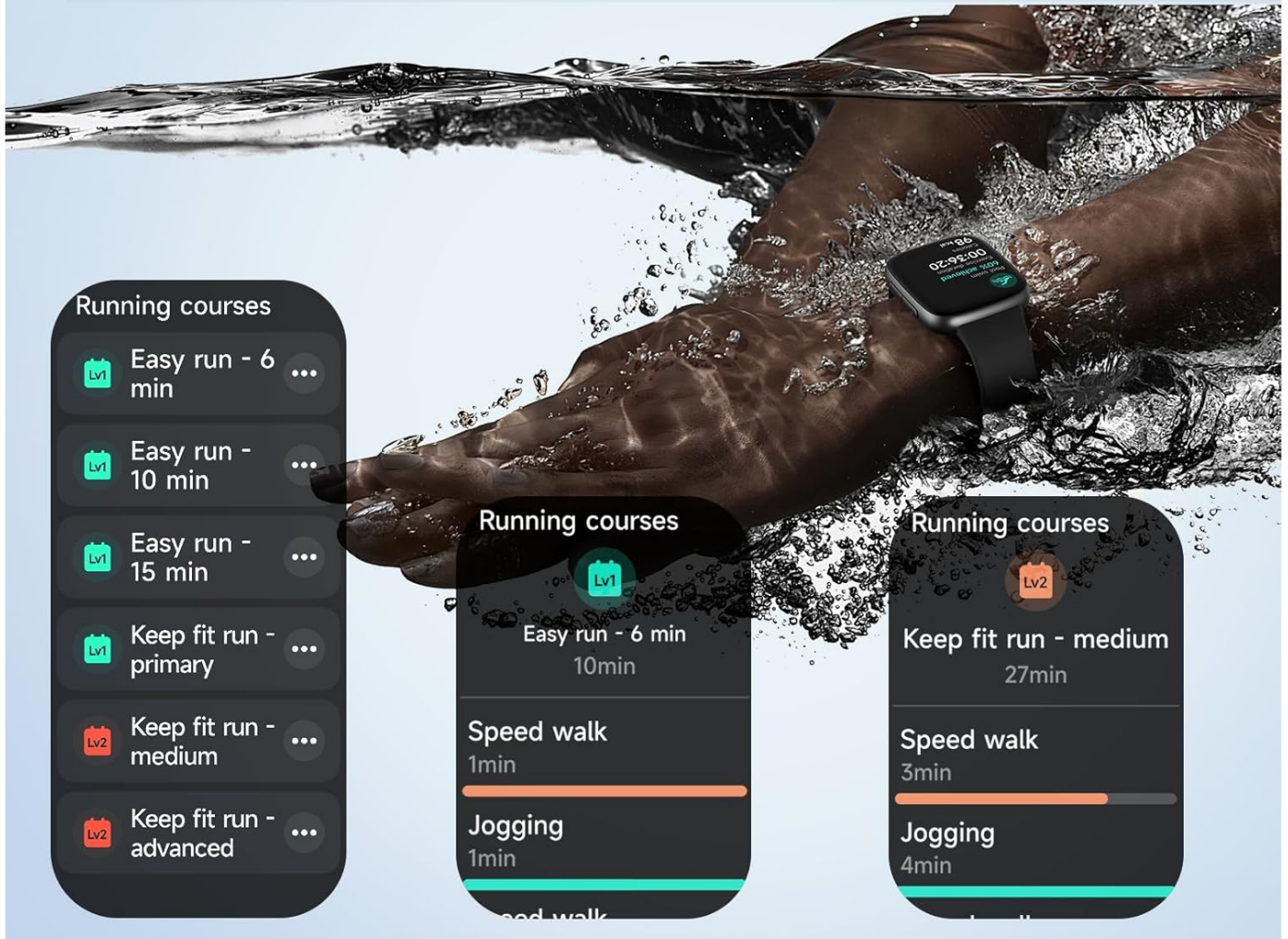


Image: The Tensky Smart Watch demonstrating its Bluetooth call capabilities and contact management.

## AI Voice Assistant and Daily Conveniences

Beyond time-checking, the Tensky Smart Watch supports AI intelligent voice commands, allowing you to set alarms, check the weather, and perform other tasks hands-free. It also includes features like women's health cycle reminders, prompts to drink water and move during work, a music player, and built-in games for entertainment.

# 24H Health Monitoring

More accurate data recording and analysis



Image: The Tensky Smart Watch's AI Voice Assistant feature in action, showing voice command interaction.

## Long Battery Life

The Tensky Smart Watch is powered by a 350mAh battery, providing up to 12 days of battery life on a single charge, reducing the need for frequent recharging.

## Accurate Health Monitor



Image: Details on the Tensky Smart Watch's battery life and charging time.

## MAINTENANCE

The Tensky Smart Watch features a 3ATM waterproof design, making it safe for use on rainy days, during daily hand washing, and while swimming. To maintain its condition, regularly wipe the watch and bands with a soft, dry cloth. Avoid exposing the watch to extreme temperatures or harsh chemicals.

## TROUBLESHOOTING

If you encounter any issues with your Tensky Smart Watch, please consider the following general troubleshooting steps:

- **Watch not turning on:** Ensure the watch is fully charged. Connect it to the charging cable and a power source for at least 30 minutes.
- **Connection issues:** Verify that Bluetooth is enabled on your phone and the "Very Fit" app is open. Try restarting both your phone and the watch. Ensure the watch is within the Bluetooth range (up to 20 meters).
- **Inaccurate data:** Ensure the watch is worn snugly on your wrist. For health monitoring, avoid excessive movement during readings. For sports tracking, ensure the correct sport mode is selected.
- **Notifications not appearing:** Check the notification settings within the "Very Fit" app and your phone's system settings to ensure permissions are granted for the app to display notifications.

For more detailed troubleshooting or persistent issues, please refer to the support section below.

## SPECIFICATIONS

Feature	Detail
Model Number	GTX20
Screen Type	1.85" AMOLED HD Touchscreen
Resolution	390*450
Bluetooth Version	5.3
Waterproof Rating	3ATM (30 Meters)
Battery Capacity	350mAh

Charging Time	Approx. 2.5 hours
Battery Life	Up to 12 days (normal use)
Compatibility	iOS 10+ / Android 6.0+
Item Weight	5.3 ounces
Package Dimensions	10.94 x 3.7 x 0.75 inches

## WARRANTY AND SUPPORT

---

Tensky is committed to providing excellent customer service and product quality. Your Tensky Smart Watch comes with the following support and warranty:

- **Lifetime Support:** Enjoy lifetime support and satisfied solutions for any product inquiries.
- **24 Hours Quick Service:** Receive prompt assistance via email.
- **30-Day Return Policy:** A 30-day no-reason return policy is available.
- **2-Year Free Replacement:** Benefit from a 2-year free replacement policy for eligible issues.

Please contact us at any time if you encounter any problems or require assistance.

