

LONPOO LP-100

LONPOO LP-100 Blu-ray Player Replacement Remote Control User Manual

Model: LP-100

1. INTRODUCTION

This manual provides detailed instructions for the setup, operation, and maintenance of your LONPOO LP-100 Blu-ray Player Replacement Remote Control. This remote is designed to provide seamless control for compatible LONPOO Blu-ray players, specifically the LP-100 model, and is also suitable for various other Blu-ray players. Please read this manual thoroughly before use to ensure proper functionality and to maximize your user experience.

2. PRODUCT FEATURES

- **Direct Compatibility:** Specifically designed for LONPOO HD DVD Player Model LP-100.
- **Broad Blu-ray Player Suitability:** Compatible with a wide range of Blu-ray players.
- **Essential Functions:** Provides all necessary controls for playback, navigation, volume, and menu access.
- **Durable Design:** Constructed for reliable and long-lasting performance.

3. SETUP

3.1 Battery Installation

The LONPOO LP-100 remote control requires batteries for operation. Batteries are not included with the remote and must be purchased separately.

1. Locate the battery compartment on the back of the remote control.
2. Slide the battery compartment cover downwards or in the direction indicated by an arrow to open it.
3. Insert two (2) AAA batteries (not included) into the compartment, ensuring the positive (+) and negative (-) terminals align correctly with the markings inside the compartment. Incorrect battery orientation can prevent the remote from functioning.
4. Slide the battery compartment cover back into place until it clicks securely.







Figure 1: Front view of the LONPOO LP-100 Remote Control. The battery compartment is located on the back.

4. OPERATING INSTRUCTIONS

Point the remote control directly at the infrared sensor on your Blu-ray player. Ensure there are no obstructions between the remote and the player.

4.1 Button Functions

Button	Function
POWER (●)	Turns the Blu-ray player on or off.
OSC	Oscillator control (specific function may vary by player model).
MUTE	Mutes or unmutes the audio output.
REPEAT	Repeats the current track, chapter, or disc.
RESOLUTION	Adjusts the video output resolution.
DISPLAY	Displays on-screen information about the current playback.
MEDIA CENTER	Accesses the media center or file browser.
VOL- / VOL+	Decreases / Increases the volume.
TOP MENU	Accesses the disc's top menu.
TITLE POPUP	Displays the title popup menu.
Navigation Arrows (▲ ◀ ▼ ▶)	Navigates through menus and options.
OK	Confirms a selection.
SETUP	Accesses the system setup menu.
RETURN	Goes back to the previous menu or screen.
Numeric Buttons (0-9)	Direct input for track/chapter numbers or other numerical selections.
CLEAR	Clears an entry or selection.
GOTO	Allows direct navigation to a specific time or chapter.
PROG	Accesses programming functions (e.g., creating a playlist).
MARK	Marks a specific point during playback.
A-B	Repeats a specific segment between point A and point B.

Button	Function
ZOOM	Zooms in or out on the video.
AUDIO	Switches between available audio tracks.
SUB-T	Toggles subtitles on or off, or cycles through available subtitle languages.
Playback Controls (■, ◀, ▶, ⏮, ⏭)	Stop, Rewind, Play, Fast Forward, Next Track/Chapter.

5. COMPATIBILITY

- **Compatible Models:** LONPOO HD DVD Player Model LP-100.
- **General Compatibility:** Suitable for use with various Blu-ray players.
- **Incompatible Models:** This remote control is *not applicable* to the LONPOO LP-099 DVD Player. It is also generally *not applicable* to standard DVD players unless specifically stated by the player's manufacturer.

6. TROUBLESHOOTING

Problem	Possible Cause / Solution
Remote is not responding.	<ul style="list-style-type: none">◦ Check if batteries are inserted correctly with correct polarity (+/-).◦ Replace old or depleted batteries with new ones.◦ Ensure there are no obstructions between the remote and the Blu-ray player's IR sensor.◦ Make sure you are within the effective range of the remote control.
Certain buttons do not work.	<ul style="list-style-type: none">◦ Verify that the remote is compatible with your specific Blu-ray player model. While suitable for many, some advanced functions may vary.◦ Ensure the Blu-ray player is in the correct mode (e.g., disc playback, media center).
Remote works intermittently.	<ul style="list-style-type: none">◦ Batteries may be low. Replace them.◦ Ensure a clear line of sight to the player.

7. SPECIFICATIONS

Feature	Detail
Model	LP-100 (Replacement Remote)
Brand	LONPOO
Color	Black
Power Source	2 x AAA Batteries (Not Included)

Feature	Detail
Compatible Devices	LONPOO HD DVD Player LP-100, various Blu-ray Players
Max Number of Supported Devices	1 (Dedicated replacement remote)
Item Weight	0.704 ounces (approx. 20 grams)
Package Dimensions	0.39 x 0.39 x 0.04 inches (approx. 1 x 1 x 0.1 cm)
Manufacturer	ESENDA




8. WARRANTY AND SUPPORT




For warranty information or technical support regarding your LONPOO LP-100 Replacement Remote Control, please refer to the documentation provided with your original Blu-ray player or contact LONPOO customer service directly. You may also visit the official LONPOO website for support resources.

Manufacturer: ESENDA

Brand Store: [LONPOO Amazon Store](#)

Related Documents - LP-100

	<p>LONPOO LP-100 Blu-ray Disc Player User Manual</p> <p>Comprehensive user manual for the LONPOO LP-100 Blu-ray Disc Player, covering setup, operation, remote control functions, troubleshooting, and specifications.</p>
	<p>LONPOO LP-D01 CD Player Quick Start Guide</p> <p>This guide provides instructions for setting up and operating the LONPOO LP-D01 CD player, including power, battery installation, source modes, volume adjustment, Bluetooth connection, radio, USB, and AUX IN.</p>
	<p>LONPOO LP-609 CD Micro System User Manual</p> <p>User manual for the LONPOO LP-609 CD Micro System, detailing features, setup, operation, troubleshooting, and warranty information.</p>

<div data-bbox="118 91 309 383"><p>LONPOO</p><p>CD MICRO SYSTEM LP-816</p><p>USER'S MANUAL</p><p><small>For more information, visit our website Please read the user manual carefully before using the product.</small></p></div>	<p>LONPOO LP-816 CD Micro System User Manual</p> <p>User manual for the LONPOO LP-816 CD Micro System, detailing features, setup, operation, troubleshooting, and maintenance.</p>
<div data-bbox="118 443 309 763"><p>LONPOO User manual</p><p>Portable CD-MP3-RADIO Player</p><p><small>For more information, visit our website</small></p></div>	<p>LONPOO LP-D03 Portable CD-MP3-RADIO Player User Manual</p> <p>User manual for the LONPOO LP-D03 Portable CD-MP3-RADIO Player, covering safety precautions, specifications, controls, and operation for CD, USB, AUX, BT, and FM radio modes.</p>
<div data-bbox="118 824 309 1077"><p>EN</p><p>LONPOO</p><p>CD BOOMBOX LP-D01</p><p>USER MANUAL</p></div>	<p>LONPOO LP-D01 CD Boombox User Manual</p> <p>Comprehensive user manual for the LONPOO LP-D01 CD Boombox, detailing features, safety precautions, operation, and troubleshooting for this portable audio player.</p>