

## Manuals+

[Q & A](#) | [Deep Search](#) | [Upload](#)

manuals.plus /

- › [Xbox](#) /
- › [NINJA GAIDEN 4 Standard Edition PlayStation 5 PS5 User Manual](#)

Xbox EP2-41924

# NINJA GAIDEN 4 Standard Edition

OFFICIAL INSTRUCTION MANUAL FOR PLAYSTATION® 5

## Introduction

Welcome to the world of NINJA GAIDEN 4. This manual provides essential information for setting up, playing, and maintaining your game on the PlayStation® 5 console. Experience the intense, high-octane action and master the art of the ninja as you embark on a new adventure with protagonist Yakumo.



A promotional banner for NINJA GAIDEN 4, featuring the game's title and key character artwork.

## Setup Guide

### System Requirements

- **Console:** PlayStation® 5
- **Storage:** Sufficient free space on your PS5 console (refer to game packaging or digital store page for exact requirements).
- **Internet Connection:** Required for game updates, online features, and digital content downloads.

## Installation

1. **Disc Installation:** Insert the NINJA GAIDEN 4 game disc into your PlayStation® 5 console. The system will automatically begin the installation process. Follow any on-screen prompts.
2. **Digital Download:** If you purchased the digital version, download the game from the PlayStation® Store. Ensure you have a stable internet connection.
3. **Updates:** Allow the game to download and install any available updates before playing to ensure the best experience.

## Initial Game Launch

Once installation and updates are complete, select the NINJA GAIDEN 4 icon from your PS5 home screen to launch the game. You may be prompted to select a user profile or adjust initial settings.



The official game cover for NINJA GAIDEN 4 Standard Edition on PlayStation 5.

## Gameplay Overview

### Basic Controls

NINJA GAIDEN 4 utilizes the PlayStation® 5 DualSense controller. An in-game tutorial will guide you through the fundamental movements, attacks, and special abilities. Familiarize yourself with the controller layout for optimal performance.

- **Movement:** Left Analog Stick
- **Camera:** Right Analog Stick
- **Attack:** Square, Triangle buttons
- **Jump:** X button
- **Dodge/Block:** Circle, L1 buttons
- **Special Abilities:** R1, R2, L2 buttons (context-sensitive)

## Combat System

Engage in visually stunning combat that rewards precision and strategy. The game features a high-speed, hack-and-slash combat system with various weapons and ninja techniques. Mastering combos, parries, and evasive maneuvers is crucial for survival.



## Return of the legend

An intense combat sequence from NINJA GAIDEN 4, highlighting the game's dynamic action.

## Difficulty Settings

NINJA GAIDEN 4 offers adjustable difficulty settings to cater to both action game veterans and newcomers. You can customize your experience to challenge your limits or enjoy the narrative at a more relaxed pace.





Where shadows fall, legends rise

Yakumo, the game's protagonist, poised for action with his signature weapons.

## Characters and Narrative

### Protagonist: Yakumo

The game introduces an all-new protagonist, Yakumo, a young ninja prodigy whose destiny is intricately linked with the legendary Ryu Hayabusa. Follow Yakumo's journey as he confronts ancient threats and shapes the future of the ninja legacy.



**Pre-order now to receive the Dark Dragon  
Descendant Yakumo Skin at launch**


Detailed character artwork of Yakumo, the central figure in NINJA GAIDEN 4.

## Story Premise

An endless rain of miasma descends upon a near-future Tokyo, signaling the resurrection of an ancient enemy. The fate of the city and perhaps the world rests in the hands of Yakumo as he navigates this perilous new threat.

## AN ANCIENT ENEMY RETURNS

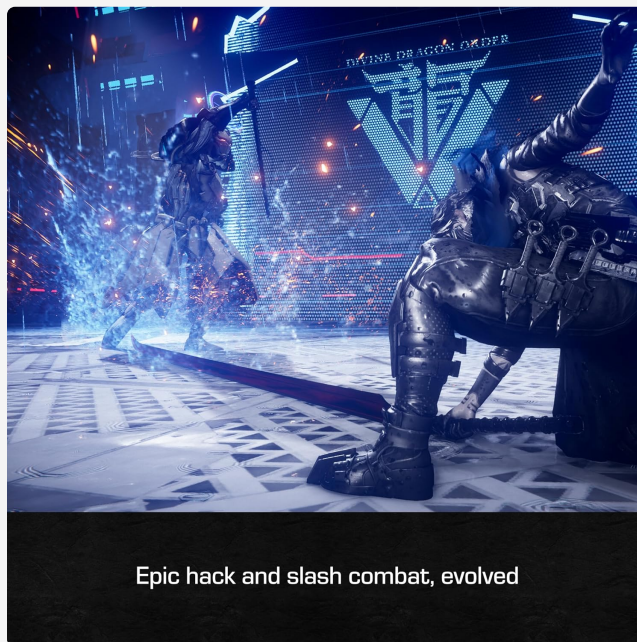
An endless rain of miasma hangs over a near-future Tokyo in the wake of an ancient enemy's resurrection. The fate of the city lies in the hands of young ninja prodigy, Yakumo.



A depiction of the game's setting, a futuristic Tokyo under a mysterious, dark sky.

## Pre-order Bonus

Players who pre-order NINJA GAIDEN 4 will receive the exclusive Dark Dragon Descendant Yakumo Skin at launch. This cosmetic item allows you to customize Yakumo's appearance.



Epic hack and slash combat, evolved

The exclusive Dark Dragon Descendant Yakumo Skin, available as a pre-order bonus.

## Game Maintenance

### Software Updates

Regularly check for and install game updates and PlayStation® 5 system software updates. These updates often include performance improvements, bug fixes, and new features that enhance your gaming experience.

## Storage Management

Ensure your PlayStation® 5 console has sufficient free storage space. Large game files and updates require adequate space. Manage your installed games and applications through the PS5 system settings.

## Disc Care (Physical Copies Only)

If you own a physical copy of NINJA GAIDEN 4, handle the game disc with care. Keep it clean and free from scratches or smudges. Store the disc in its case when not in use to prevent damage.

# Troubleshooting Common Issues

If you encounter any issues while playing NINJA GAIDEN 4, please refer to the following common troubleshooting steps:

## Game Not Launching or Freezing

- **Restart Console:** Fully power off your PlayStation® 5 and restart it.
- **Check for Updates:** Ensure both the game and your PS5 system software are fully updated.
- **Disc Condition (Physical):** Inspect the game disc for any scratches or dirt. Clean gently with a soft cloth if necessary.
- **Reinstall Game:** As a last resort, try deleting and reinstalling the game.

## Performance Issues (Lag, Frame Rate Drops)

- **Close Other Applications:** Ensure no other demanding applications or games are running in the background.
- **Restart Console:** A fresh restart can often resolve temporary performance issues.
- **Check Storage:** Ensure your console has ample free storage space.

## Controller Input Problems

- **Re-sync Controller:** Try re-pairing your DualSense controller with the PS5.
- **Check Battery:** Ensure your controller is sufficiently charged.
- **Test Another Controller:** If available, try using a different controller to isolate the issue.

For persistent issues or technical support, please refer to the official KOEI TECMO GAMES support website or PlayStation support channels.

# Product Specifications

ASIN	B0FCJYV9DY
Release Date	October 21, 2025
Product Dimensions	7.5 x 5.38 x 0.56 inches
Item Weight	2.72 ounces



Type of Item	Video Game
Language	English
Rated	Mature
Item Model Number	EP2-41924
Manufacturer	Microsoft ( <i>Note: Game developed by KOEI TECMO GAMES CO., LTD.</i> )

# Support and Warranty Information

## Technical Support

For technical assistance, gameplay questions, or bug reporting, please visit the official support channels for KOEI TECMO GAMES CO., LTD. or PlayStation® support. Contact information can typically be found on the game's official website or within the console's support section.

## Limited Warranty

This software product is provided under a limited warranty. Please refer to the terms and conditions provided with the game packaging or the digital license agreement for details regarding warranty coverage, limitations, and remedies. Generally, software warranties cover defects in media (if applicable) and compliance with advertised features, but not issues arising from misuse or unauthorized modifications.


## Legal Notices

NINJA GAIDEN, and the Team NINJA logo are trademarks of KOEI TECMO GAMES CO., LTD. PlayStation® and PS5™ are registered trademarks or trademarks of Sony Interactive Entertainment Inc. All other trademarks are the property of their respective owners. ©/TM/® 2025 Microsoft ©2025 KOEI TECMO GAMES CO., LTD. Team NINJA All rights reserved.

This manual is for informational purposes only. All rights reserved.


## Related Documents - EP2-41924





### [AIMZENIX MONSTER Keyboard and Mouse Adapter User Guide](#)

A comprehensive guide to setting up and using the AIMZENIX MONSTER Keyboard and Mouse Adapter for various gaming consoles including PS5, PS4, PS3, Xbox One, Xbox Series X/S, Xbox 360, and Nintendo Switch. Learn about connection diagrams, indicator light codes, app integration, and troubleshooting.






### [Radiomaster EP2 Receiver User Manual](#)

User manual for the Radiomaster EP2 Receiver, detailing product features, binding methods, and status light indicators.



### [Cars 2: The Video Game - Xbox 360 Official Manual](#)

Official manual for Cars 2: The Video Game on Xbox 360, detailing gameplay introductions, controls, game modes, Xbox LIVE connectivity, and family settings.

	<p><a href="#">Potterton EP2 Programmer Customer's Guide and Operating Instructions</a></p> <p>A comprehensive guide to the Potterton EP2 Programmer, covering setup, operation, and troubleshooting for central heating and hot water control systems.</p>
	<p><a href="#">Blowout Xbox Game Manual - Gameplay, Controls, and Tips</a></p> <p>Official game manual for Blowout on Xbox, detailing gameplay mechanics, controls, weapons, levels, enemy types, and tips for players. Published by Majesco.</p>
	<p><a href="#">Fuzion Frenzy for Xbox: Game Manual and Gameplay Guide</a></p> <p>Explore Fuzion Frenzy, an action-packed game for Xbox. This guide covers gameplay, characters, zones, controls, and tips for mastering the futuristic arena challenges. Learn about minigames, the Fuzion Frenzy Round, and power-ups.</p>