



[Manuals.plus](#) /

› [FWMB](#) /

› FWMB FM-01 Wireless Stainless Steel Cat Water Fountain Instruction Manual

## FWMB FM-01

# FWMB FM-01 Wireless Stainless Steel Cat Water Fountain

Instruction Manual

## INTRODUCTION

---

Thank you for choosing the FWMB FM-01 Wireless Stainless Steel Cat Water Fountain. This manual provides essential information for the proper setup, operation, and maintenance of your new pet hydration system. Please read these instructions carefully before use to ensure optimal performance and longevity of the product.

# LONG-LASTING WORK TIME

Say goodbye to frequent charging and refilling,  
travel worry-free



**4200mAh**

fully charged can run  
continuously for 65 days



**3.2L Capacity**

Caring for a 10 - lb Cat  
Over 7 Days

Image: The FWMB FM-01 Wireless Stainless Steel Cat Water Fountain, showcasing its sleek design and a cat enjoying fresh water. The image emphasizes its long-lasting battery, capable of up to 65 days of continuous operation.

## PRODUCT COMPONENTS

The FWMB FM-01 package includes the following components:

# WHAT'S IN THE BOX

A small sound is enough to wake up a sleeping pet



Question Mark Faucet



•• charger



•• Water Pump



•• Filter Element \* 3



•• Sponge\*1 (installed)



Battery Sensor



•• Water Bowl



•• Water Storage Tank



Image: A visual representation of all components included in the FWMB Cat Water Fountain package: Question Mark Faucet, charger, Water Pump, Filter Element \* 3, Sponge \* 1 (installed), Battery Sensor, Water Bowl, Water Storage Tank.

- Stainless Steel Water Storage Tank (108oz/3.2L capacity)
- Stainless Steel Water Bowl/Lid
- Detachable Water Pump with Motion Sensor and Battery Connector
- Faucet Attachment
- Filter Elements (3 included)
- Pump Sponge (1 installed)

- USB-C Charging Cable and Wall Adapter
- Cleaning Brush

## SETUP INSTRUCTIONS

Follow these steps to assemble and prepare your cat water fountain for first use:

1. **Prepare Filters:** Soak the filter element in clean water for 5 minutes before installation.
2. **Install Filter:** Insert the prepared filter element into its designated slot within the pump assembly and close it securely.
3. **Assemble Pump:** Attach the faucet to the pump unit. Ensure the pump sponge is correctly placed at the bottom of the pump.
4. **Install Control Module:** Place the assembled pump and faucet unit onto the stainless steel water bowl/lid, ensuring it sits firmly.
5. **Place Lid:** Carefully place the lid assembly onto the water storage tank.
6. **Fill Water:** Fill the stainless steel tank with fresh water up to the 'MAX' line indicated on the side. Avoid overfilling.
7. **Charge Battery:** Connect the USB-C charging cable to the pump unit and plug it into a power source. Ensure the battery is fully charged before initial wireless use.




Image: Visual instructions for the first three steps of assembly: 1. Soak the filter element for 5 minutes. 2. Insert the filter element into the filter and close it. 3. Assemble the pump and sensor.

## 6 Steps to Easy Assembly

love the gift you assembled with your own hands so much!



Step 1: Soak the filter element for 5 minutes



Step 2: Insert the filter element into the filter and close it



Step 3: Assemble the pump and sensor

Image: Visual instructions for the final three steps of assembly: 4. Install the main control module. 5. Insert the water faucet. 6.

Fill with water and connect to power.

Video: Official FWMB Wireless Cat Water Fountain Assembly Video, demonstrating the complete setup process.

Video: Instructions on how to ensure the controller is installed correctly on the FWMB Cat Water Fountain.

## OPERATING INSTRUCTIONS

The FWMB FM-01 features three smart water supply modes to suit your pet's needs:

# THREE WATER MODES

Find the mode that suits you and your pets

**Sensor Mode:** Water runs 15 seconds when pet approaches **1**

**Timed Mode:** Water is discharged for 15 seconds every 15 minutes **2**

**Continuous Mode:** Continuous water output 7\*24 hours, requires power supply **3**

Image: A visual guide to the three operating modes: Sensor Mode (water runs for 10 seconds when a pet is detected within 120° x 5 feet), Timer Mode (15-second flow every 15 minutes), and Continuous Mode (constant flow, requires being plugged in).

1. **Power On/Off:** Press and hold the power button on the pump unit for 3 seconds to turn the fountain on or off.
2. **Mode Selection:** Briefly press the power button to cycle through the available modes. The indicator lights on the pump unit will show the active mode.
3. **Sensor Mode:** The fountain activates a steady stream for 10 seconds when your cat is detected within a 120° x 5 feet range. This mode conserves battery life.
4. **Timer Mode:** The fountain provides a consistent 15-second flow every 15 minutes. This mode is ideal for encouraging regular hydration.
5. **Continuous Mode:** This mode provides an endless cascade of water. It is only available when the fountain is plugged into a power source.

# VISIBLE WATER WINDOW

Provide Clear Water Level Monitoring



Image: The FWMB Cat Water Fountain featuring a transparent water level window for quick and easy monitoring of water levels.

**Water Level Window:** The transparent water level window allows you to quickly monitor water levels and replenish as needed, ensuring your pet always has access to water.

# SILENT WATER PUMP, SOUND SLEEP ALL DAY

A small sound is enough to wake up a sleeping pet

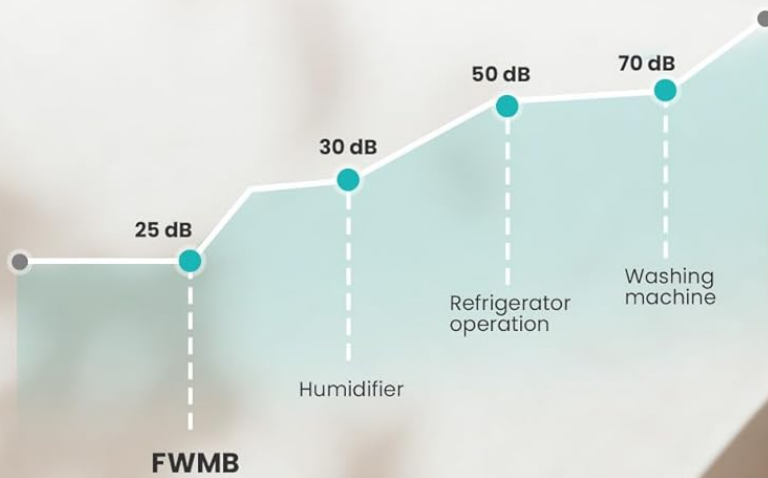


Image: The FWMB Cat Water Fountain operating with an ultra-quiet pump, producing less than 25 dB of noise, ensuring a peaceful environment for pets.

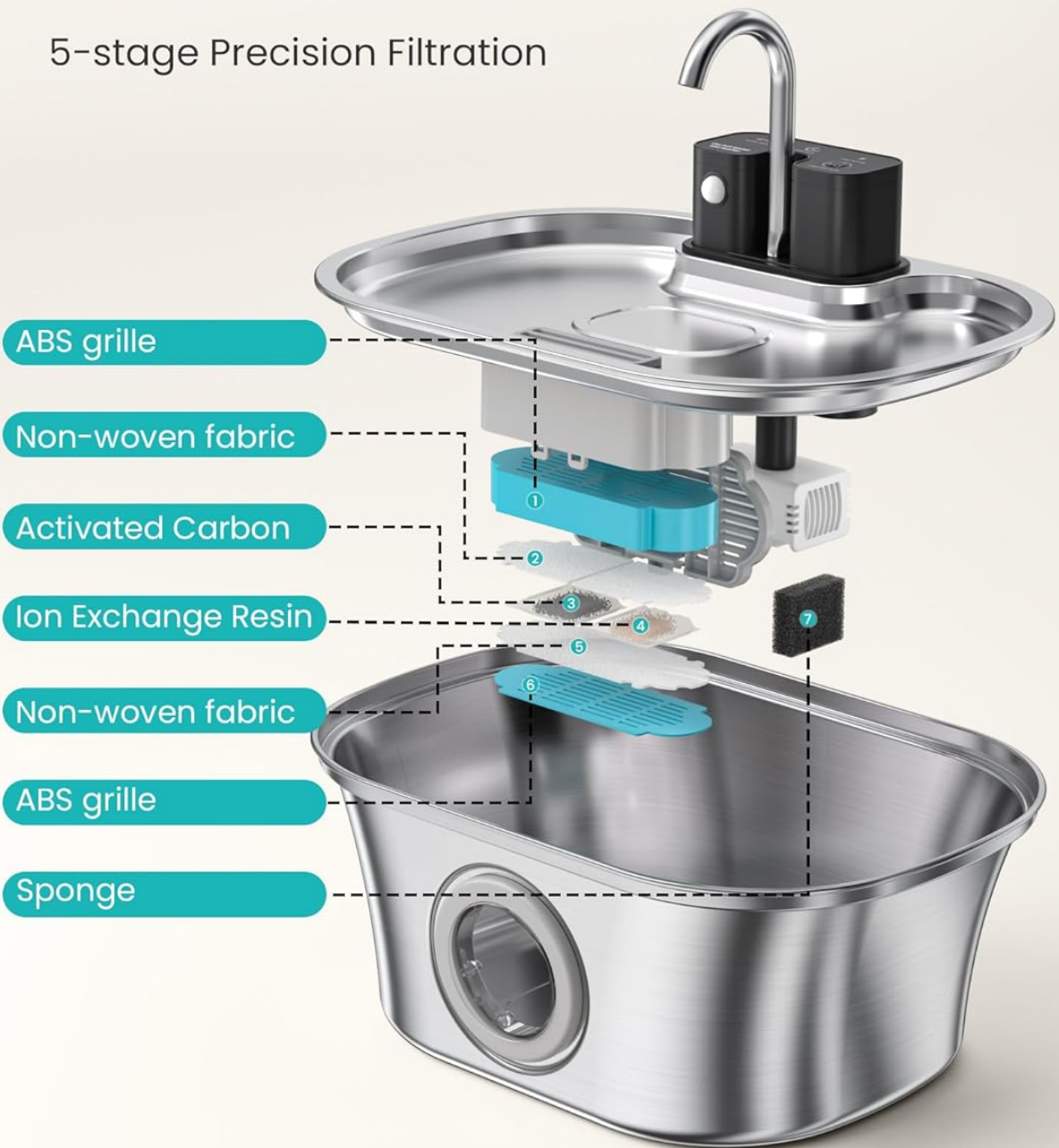
**Ultra-Quiet Operation:** The fountain is equipped with an ultra-quiet, low-power pump that operates silently, preventing any disturbance to your pets or household.

## MAINTENANCE

Regular maintenance is crucial for the hygiene and performance of your pet water fountain.

# EVERY STEP OF WATER PURIFICATION

5-stage Precision Filtration



▲ Tips: The filter should be replaced every 4 weeks, and the sponge every 2 months.

Image: Detailed view of the 5-stage precision filtration system, highlighting layers of ABS grille, non-woven fabric, activated carbon, ion exchange resin, and sponge for comprehensive water purification.

1. **Cleaning the Fountain:** The stainless steel water bowl and lid are easy to disassemble and clean. Wash all stainless steel parts with warm water and mild soap. The pump unit should be cleaned separately.
2. **Cleaning the Pump:** The pump is detachable for easy cleaning. Disassemble the pump components and use the provided cleaning brush to remove any debris or buildup. Do not immerse the entire pump unit in water, especially the charging port.
3. **Filter Replacement:** The 4-layer filtration system ensures fresh and healthy water. Replace the filter

element every 4 weeks and the pump sponge every 2 months to maintain optimal filtration. Compatible filter element ASIN: [B0CJ32K8CM](#).

4. **Replacement Water Pump:** If a replacement pump is needed, use ASIN: [B0F24J8YSL](#).



## EASY TO CLEAN, PETS HEALTH

**304** Stainless Steel Water Bowl, Even cleaner



NO BLACK CHIN

BAP  
FREE

Image: The 304 Stainless Steel Water Bowl being cleaned in a sink, highlighting its easy-to-clean, BAP-free, and hygienic design that helps prevent 'black chin' in pets.

### TROUBLESHOOTING

If you encounter any issues with your FWMB FM-01 Cat Water Fountain, please refer to the following common solutions:

- **Fountain not dispensing water:** Check if the battery is charged. Ensure the pump is correctly installed and free from debris. Verify that the water level is above the minimum mark.
- **Water flow is weak:** Clean the pump and replace the filter element and pump sponge if they are clogged.
- **Fountain is noisy:** Ensure the pump is properly seated and not vibrating against the tank. Clean the pump to remove any obstructions.
- **Motion sensor not working:** Ensure the sensor is clean and unobstructed. Check if the fountain is in Sensor Mode.

## SPECIFICATIONS

Feature	Detail
Product Dimensions	10.4 x 4.5 x 7.7 inches (10.4"L x 4.5"W x 7.7"H)
Item Weight	1.98 pounds
Manufacturer	FWMB
Item Model Number	FM-01
Batteries	1 A Lithium-Ion battery required (included)
Specific instructions for use	Indoor
Material	Stainless Steel
Color	Silver
Capacity	3.2 Liters (108oz)

## WARRANTY AND SUPPORT

The FWMB FM-01 Cat Water Fountain comes with a **2-Year Warranty**. We also provide lifelong free protection for the pump. If you encounter any problems or have questions, please feel free to contact us for support.