

Dyurwa T60

Dyurwa T60 Smart Watch User Manual

Model: T60

1. INTRODUCTION

Thank you for choosing the Dyurwa T60 Smart Watch. This manual provides essential information for setting up, operating, and maintaining your device. Please read it carefully to ensure optimal performance and longevity of your smart watch.

2. WHAT'S IN THE BOX

Upon opening your Dyurwa T60 Smart Watch package, please verify that all the following items are included:

- Dyurwa T60 Smart Watch
- Charging Cable
- User Manual

Dyurwa



SMART WATCH

Your Fitness Tracker

Image: The retail packaging box for the Dyurwa T60 Smart Watch, showing the product name and a graphic of the watch.

3. SPECIFICATIONS

The Dyurwa T60 Smart Watch features the following technical specifications:

Feature	Detail
Model Number	T60
Display	1.91 Inches HD Full Touch Screen
Sensors	Three-axis Sensor, Green light rate sensor
Waterproof Rating	IP68
Connectivity	Bluetooth 5.3
Battery Capacity	2 Amp Hours (Lithium Polymer)
Charging Time	Approximately 2 hours
Typical Usage Time	7-14 days
Standby Time	Up to 30 days
Compatible Systems	Android 5.0 or above, iOS 9.0 or above
Item Weight	91 Grams (3.21 ounces)

4. SETUP GUIDE

4.1. App Installation

To utilize all features of your Dyrwa T60 Smart Watch, you must download and install the **Gloryfit** application on your smartphone.

1. Scan the QR code provided in the watch's quick start guide or search for "Gloryfit" in your smartphone's app store (Google Play Store for Android, Apple App Store for iOS).
2. Download and install the "Gloryfit" app.
3. Follow the on-screen instructions to create an account and set up your personal profile.

4.2. Device Pairing

After installing the app, pair your smart watch with your smartphone via Bluetooth:

1. Ensure your smart watch is sufficiently charged.
2. Enable Bluetooth on your smartphone.
3. Open the "Gloryfit" app.
4. In the app, navigate to the device section (usually indicated by a watch icon or "Device" tab).
5. Tap "Add Device" or "Search for Device". The app will scan for available devices.
6. Select "T60" from the list of found devices to initiate the pairing process.
7. Confirm the pairing request on both your smartphone and the smart watch if prompted.



Image: A visual guide demonstrating the steps to download the Gloryfit app and pair the T60 Smart Watch via Bluetooth, showing screenshots of the app interface.

5. OPERATING INSTRUCTIONS

5.1. Display and Watch Faces

The Dyrwa T60 features a 1.91-inch HD full-touch screen. You can customize the watch face to suit your preference.

- **Changing Watch Faces:** Long-press the watch screen or navigate through the "Gloryfit" app to access over 200 watch face designs. You can also upload a custom picture.
- **Brightness Adjustment:** Adjust the screen brightness manually through the watch settings (4 levels available) for clear visibility in various lighting conditions.



Image: The Dyrwa T60 Smart Watch displaying the time, date, battery level, heart rate, steps, and calories burned on its main screen.

ULTRA-LARGE

1.91" HD Full Touch Screen

200+ online watch Faces in GloryFit app



HD Display



Broad color range



Wide vision

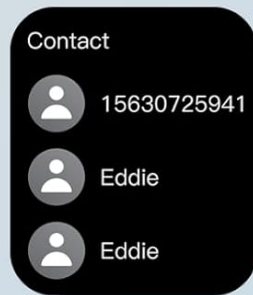
Image: A collage showing various digital and analog watch face designs available for the Dyrurwa T60 Smart Watch, highlighting the 1.91" HD display.

5.2. Bluetooth Calls and Notifications

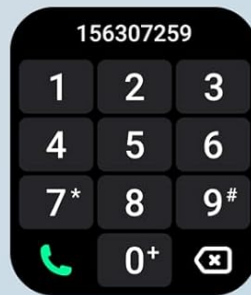
The watch supports Bluetooth 5.3 for stable connection, allowing you to manage calls and receive notifications directly on your wrist.

- **Making/Receiving Calls:** With the built-in microphone and Hi-Fi speaker, you can answer or make calls directly from the watch after it's paired with your phone.
- **Message Notifications:** The watch will alert you to incoming text messages and notifications from social media applications (e.g., Facebook, WhatsApp, Twitter). Ensure app notifications are enabled in the "Gloryfit" app settings.

Bluetooth Call and Answer



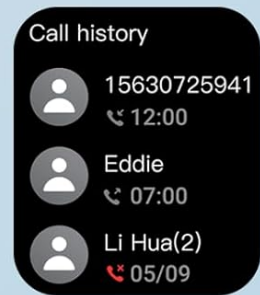
Frequent Contacts



Dial Function



Calling



Call Records



Free Your Hands and Make Calls Anywhere

-  HD microphone
-  Dial pad
-  Call logs
-  Composite speaker

Image: The Dyrwa T60 Smart Watch displaying an incoming call, along with icons for frequent contacts, dial function, and call records.

Smart Notifications

Get quick notice to all recent texts messages and phone calls



Image: The Dyrurwa T60 Smart Watch showing a notification from a social media app, surrounded by icons representing various notification sources like Facebook, Instagram, and WhatsApp.

5.3. Health Monitoring

The Dyrurwa T60 Smart Watch provides continuous health monitoring features:

- **Heart Rate Monitor:** Tracks your heart rate 24/7. View real-time data on the watch or detailed trends in the "Gloryfit" app.
- **Sleep Tracker:** Automatically monitors your sleep patterns, including awake, light, and deep sleep stages. Access sleep data in the app to help improve sleep habits.
- **Blood Oxygen Monitoring:** Measures your blood oxygen levels.
- **Women's Health:** Features for tracking menstrual cycles and predicting fertile periods.

Important Note: The health monitoring data provided by this device is for reference only and should not be used for medical diagnosis or treatment. Consult a professional doctor for medical advice.

24/7 Accurate Health Monitoring

tracks your daily physical status, the 24-hour
Online health assistant on your wrist.



Sleep Monitor



Heart rate monitoring



Blood Oxygen Monitoring

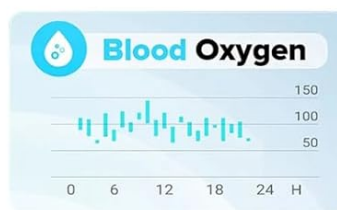


Image: A split image showing the Dyurwa T60 Smart Watch tracking sleep and heart rate, with graphical representations of heart rate and blood oxygen data.

5.4. Sports Modes and Activity Tracking

The watch supports over 110 sports modes and tracks your daily activity.

- **Sports Modes:** Select from a wide range of activities such as running, cycling, walking, yoga, football, and more. The watch records data specific to each mode, including steps, calories burned, and distance.
- **Activity Tracking:** Continuously tracks your steps, distance, and calories throughout the day.

110+ BUILT-IN SPORTS MODES

Workout Modes & Intelligent Exercise Recognition

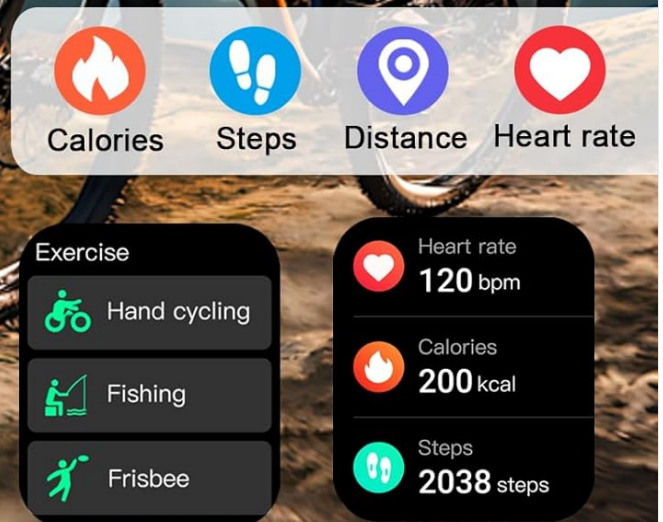
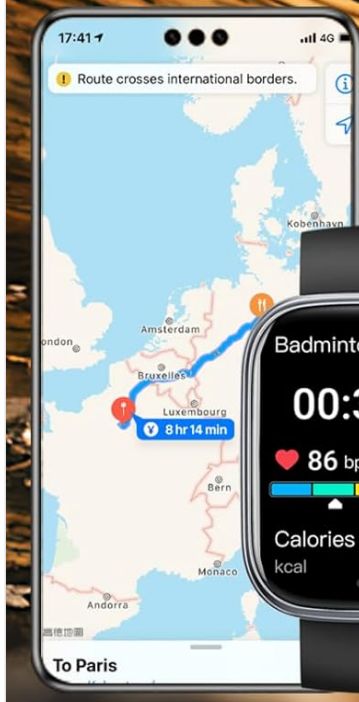


Image: A person cycling outdoors, with the Dyrwa T60 Smart Watch displaying various sports modes and activity metrics like calories, steps, distance, and heart rate.

5.5. Multifunction Features

The Dyrwa T60 Smart Watch includes several practical features to enhance your daily life:

- Voice Assistant
- Alarm Clock
- Stopwatch
- Timer
- Camera Control
- Find Your Phone
- Calculator
- Music Control
- Weather Forecast

- Calendar
- Breath Training

Superior Usage Time

Daily Use Time

 7 Days

Standby Time

 30 Days



Image: A grid of icons illustrating the diverse functions of the Dyrwa T60 Smart Watch, including calendar, stopwatch, camera control, weather, alarm, timer, flashlight, calculator, breathe, find phone, voice assistant, and music control.


6. MAINTENANCE

6.1. Charging and Battery Life

To ensure optimal battery performance, follow these charging guidelines:

- **Charging:** Connect the magnetic charging cable to the charging points on the back of the watch and a 5V 1A USB power source. The watch will fully charge in approximately 2 hours.
- **Battery Life:** A full charge provides up to 7-14 days of regular use and up to 30 days in standby mode.

IP68 WATERPROOF



Long Battery Life

Charging Time

 **2 Hours**

Normal Use

 **7-10 Days**

Standby Mode


 **30 Days**



Image: The Dyurwa T60 Smart Watch connected to its magnetic charging cable, with text indicating a 2-hour charging time, 7-10 days of normal use, and 30 days of standby time.

6.2. Water Resistance

The Dyurwa T60 Smart Watch is rated IP68 waterproof.

- This rating means the watch is resistant to dust and can withstand immersion in water up to 1.5 meters for up to 30 minutes.
- It is suitable for daily use, such as hand washing, rain, and shallow swimming.
- **Caution:** The watch is not suitable for hot water baths, saunas, diving, or high-pressure water activities. Avoid prolonged exposure to high humidity or corrosive environments.

All Day Health Monitoring

Activity Tracking with Multi-sport Modes

 Heart rate: 108 bpm

 Steps: 1288s

 Distance: 3,8 Km


 Calorie: 488 Kcal



Image: The Dyrwa T60 Smart Watch being splashed with water, illustrating its IP68 waterproof capability, with a person swimming in the background.

7. TROUBLESHOOTING

If you encounter issues with your Dyrwa T60 Smart Watch, please refer to the following common solutions:

- **Watch not turning on:** Ensure the watch is fully charged. Connect it to the charging cable and a power source for at least 10 minutes.
- **Unable to pair with phone:**
 - Ensure Bluetooth is enabled on your phone.
 - Make sure the watch is within Bluetooth range of your phone.
 - Restart both your phone and the watch.
 - Clear the Bluetooth cache on your phone (if applicable) and try again.
 - Ensure the "Gloryfit" app has necessary permissions (location, Bluetooth).

- **Notifications not received:**

- Check if notifications are enabled in the "Gloryfit" app for specific applications.
- Ensure your phone's notification settings allow the "Gloryfit" app to display notifications.
- Verify that the watch is properly connected via Bluetooth.

- **Inaccurate health data:**

- Ensure the watch is worn snugly on your wrist, not too loose or too tight.
- Clean the sensors on the back of the watch.
- Note that environmental factors and individual physiology can affect sensor readings.

If the issue persists, please contact customer support for further assistance.

8. SAFETY INFORMATION AND WARNINGS

Please observe the following safety precautions to prevent damage to your device or personal injury:

- Do not disassemble, strike, or throw the device into fire.
- Avoid placing the device in high-temperature environments or deep water.
- Ensure the device is connected to a 5V 1A power source when charging.
- The smart watch data is intended for general fitness and wellness purposes only and should not be used for medical diagnosis, treatment, or prevention of disease.
- The monitoring data is for reference only. If you have any medical concerns, consult a professional doctor.

9. WARRANTY AND SUPPORT

For warranty information and customer support, please refer to the documentation included with your purchase or contact the manufacturer directly.

Manufacturer: Dyurwa

Producer Name: SHEN ZHEN HAO CHENG TECHNOLOGY CO., LTD

Address: 301, Main Building, @aocheng No.1 Plaza, No.2 Xiangshan Road, Nanshan District, Shenzhen City

E-Mail: iqwdoe@gmail.com

UK Representative: CYRUS-Consulting Ltd, 40 Sheepcote Drive, Rugby, England, CV 239 FG

EC Representative: Walmatuse Consulting GmbH, Bettinastr, 30, 60325 Frankfurt am Main, Germany

