

## TIMU X1-WYLEU-1-1BK

# TIMU Bluetooth In-Ear Headphones User Manual

Model: X1-WYLEU-1-1BK

### INTRODUCTION

Thank you for choosing the TIMU Bluetooth In-Ear Headphones. This manual provides detailed instructions on how to set up, operate, and maintain your new wireless earbuds. Please read this manual carefully before use to ensure optimal performance and longevity of your device.

### PACKAGE CONTENTS

- TIMU Bluetooth In-Ear Headphones (Left and Right Earbuds)
- Charging Case
- USB Charging Cable
- Silicone Ear Tips (Various Sizes)
- User Manual

### PRODUCT OVERVIEW

Familiarize yourself with the components and key features of your TIMU In-Ear Headphones.



*Image: The TIMU Bluetooth In-Ear Headphones, showcasing both earbuds nestled within their charging case. The case features a digital LED display indicating battery percentage and individual earbud charging status.*

# Bass Boosted by 85%



**14.2** mm  
Driver

*Image: An exploded view diagram illustrating the internal structure of the 14.2mm audio driver, highlighting its components responsible for deep bass reproduction.*

# ENC Noise Cancelling Mic for Clear Calls

Eliminate **90%** of background noise

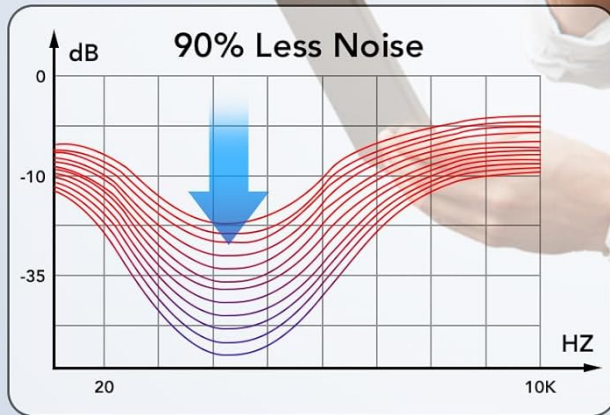


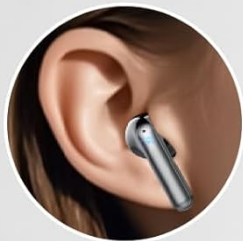
Image: A visual representation of the Environmental Noise Cancellation (ENC) microphone technology, demonstrating its ability to reduce background noise by 90% for clearer calls.



# Super Light & Comfortable



3.8g Ultralight



Comfortable  
to wear



Silicone Ear Caps



*Image: This illustration highlights the lightweight design (3.8g ultralight) and ergonomic comfort of the earbuds, along with the inclusion of various sizes of silicone ear caps for a secure and comfortable fit.*

## SETUP

### 1. Charging the Earbuds and Case

Before first use, fully charge the earbuds and the charging case. The LED display on the case will indicate the charging status.

- Connect the USB charging cable to the charging port on the case and a power source.
- The digital display will show the battery percentage of the case and individual charging indicators for the earbuds.
- A full charge provides approximately 7 hours of listening time for the earbuds, with the charging case extending total playtime to up to 50 hours.

# 50Hrs Long Battery Life



**7Hrs**  
Single Charge



**50Hrs**  
Charging Case

*Image: The earbuds in their charging case, illustrating the impressive battery life: 7 hours on a single charge for the earbuds and up to 50 hours total playtime with the charging case.*

## 2. Bluetooth Pairing

The earbuds feature Bluetooth 5.4 for stable and fast connections.

1. Open the charging case. The earbuds will automatically enter pairing mode.
2. On your device (smartphone, tablet, etc.), go to Bluetooth settings.
3. Search for "X1" or "TIMU X1" in the list of available devices.
4. Select "X1" to connect. Once connected, a voice prompt will confirm the pairing.
5. The earbuds will automatically reconnect to the last paired device when taken out of the case.

# Lasting Bluetooth 5.4

One-step pairing no waiting



Image: A visual guide demonstrating the one-step Bluetooth 5.4 pairing process, showing the earbuds connecting to a smartphone.

## OPERATING INSTRUCTIONS

The TIMU earbuds feature intuitive touch controls for easy operation.

### Touch Controls

Function	Action
Play/Pause Music	Single tap on either earbud
Next Track	Double tap on the Right earbud
Previous Track	Double tap on the Left earbud
Answer/End Call	Single tap on either earbud
Reject Call	Press and hold either earbud for 2 seconds

Function	Action
Activate Voice Assistant	Triple tap on either earbud

## Environmental Noise Cancellation (ENC)

The earbuds are equipped with ENC technology to reduce ambient noise during calls, ensuring your voice is heard clearly.

- ENC is automatically active during phone calls.
- This feature primarily enhances microphone clarity for the person you are speaking with.

## MAINTENANCE

Proper maintenance ensures the longevity and optimal performance of your earbuds.

- **Cleaning:** Regularly clean the earbuds and charging case with a soft, dry, lint-free cloth. Do not use harsh chemicals or abrasive materials.
- **Ear Tips:** Remove and clean the silicone ear tips periodically with water and mild soap. Ensure they are completely dry before reattaching.
- **Charging Ports:** Keep the charging contacts on the earbuds and inside the case clean and free of debris.
- **Storage:** When not in use, store the earbuds in their charging case to protect them and keep them charged. Store in a cool, dry place away from direct sunlight and extreme temperatures.
- **Water Resistance:** The earbuds are IP7 waterproof, meaning they are protected against temporary immersion in water. However, they are not designed for swimming or prolonged submersion. Ensure the charging port is dry before charging.

## TROUBLESHOOTING

If you encounter issues with your earbuds, try the following solutions:

- **Earbuds not pairing:**
  - Ensure both earbuds are charged.
  - Place earbuds back in the case, close the lid, wait a few seconds, then open again to re-enter pairing mode.
  - Turn off and on Bluetooth on your device.
  - Forget "X1" from your device's Bluetooth list and try pairing again.
- **Only one earbud working:**
  - Ensure both earbuds are charged.
  - Place both earbuds back in the charging case, close the lid, and then take them out simultaneously.
  - If the issue persists, try resetting the earbuds (refer to manufacturer's website for specific reset instructions if not in this manual).
- **Low volume or poor sound quality:**
  - Adjust the volume on your connected device.
  - Ensure the ear tips are properly sealed in your ear canal. Try different sized ear tips for a better fit.
  - Clean any earwax or debris from the earbud nozzles.
- **Charging case not charging:**
  - Ensure the charging cable is securely connected to both the case and the power source.





- Try a different USB cable or power adapter.

### SPECIFICATIONS

Feature	Detail
Brand	TIMU
Model Name	X1-WYLEU-1-1BK
Headphones Form Factor	True Wireless In-Ear
Connectivity Technology	Bluetooth 5.4
Driver Size	14.2mm
Noise Cancellation	Environmental Noise Cancellation (ENC) for calls
Battery Life (Earbuds)	Up to 7 hours (single charge)
Total Playtime (with Case)	Up to 50 hours
Water Resistance Rating	IP7 (Protected against temporary immersion)
Color	Ferrous
Package Dimensions	8 x 7.8 x 3.2 cm
Item Weight	80 g

Parameter :		
Model :		X1
Impedance :	32 Ω	
Frequency Range :	2.402-2.480GHz	
Wireless Transmit Power :	-10~-10dbm	
Battery :	35mAh (Earbud) 350mAh (Charging Case)	
Input :	5V/1A	
Output :	5V/0.2A	

0.1-2.75 W

The power delivered by the charger must be between with 0.1 Watts required by the radio equipment, and max 2.75 Watts in order to achieve the maximum charging speed.

Image: A close-up of the product packaging, displaying a 'Parameter' table with technical specifications such as Bluetooth version, frequency range, and charging output.





Image: The side of the product box, featuring various regulatory compliance marks including FCC ID, CE, UKCA, and RoHS, indicating adherence to international standards.

## SAFETY INFORMATION

- Do not expose the earbuds or charging case to extreme temperatures or humidity.
- Avoid dropping or subjecting the device to strong impacts.

- Do not disassemble or attempt to repair the device yourself. This will void the warranty.
- Keep out of reach of children and pets.
- Dispose of the device responsibly according to local regulations. Do not dispose of with household waste.
- Prolonged exposure to loud sounds may cause hearing damage. Adjust volume to a safe level.

## WARRANTY AND SUPPORT

---

For warranty information and customer support, please refer to the specific warranty card included with your product or visit the official TIMU website. Ensure you retain your proof of purchase for any warranty claims.