

Manuals+

[Q & A](#) | [Deep Search](#) | [Upload](#)

manuals.plus /

- > [Dyurwa](#) /
- > [Dyurwa Smart Watch T60 User Manual](#)

Dyurwa T60

Dyurwa Smart Watch T60 User Manual

Model: T60

1. INTRODUCTION

Thank you for choosing the Dyurwa Smart Watch T60. This manual provides essential information for setting up, operating, and maintaining your new smartwatch. Please read it thoroughly to ensure proper use and to maximize your device's potential.

2. WHAT'S IN THE BOX

Upon opening your Dyurwa Smart Watch T60 package, you should find the following items:

- Dyurwa Smart Watch T60
- Charging Cable
- User Manual (this document)



Image: Package contents showing the Dyurwa Smart Watch T60, an extra strap, a charging cable, and the user manual.

3. SETUP

3.1 App Installation

1. Scan the QR code provided in the quick start guide or search for the "GloryFit" app in your smartphone's app store (Apple App Store for iOS, Google Play Store for Android).
2. Download and install the "GloryFit" app.
3. Open the app and follow the on-screen instructions to create an account and set up your personal profile.

3.2 Device Pairing (Bluetooth Connection)

To connect your Dyurwa Smart Watch T60 to your smartphone:

1. Ensure your smartphone's Bluetooth is turned on.
2. Open the "GloryFit" app.
3. In the app, navigate to the device section and select "Add Device" or "Search for Device."
4. The app will search for available devices. Select "T60" from the list to initiate pairing.
5. Confirm the pairing request on both your smartphone and the smartwatch if prompted.

For iOS 13.0 and above, and Android 5.0 and above, a single connection through the GloryFit app is usually sufficient for all functions. For older iOS versions (13.0 and below), an additional Bluetooth connection for audio functions (answer/make calls) may be required:

1. After successful binding in the GloryFit app, go to your phone's Bluetooth settings.
2. Find "T60" in the list of available devices and tap to connect.
3. Once connected, you can use the watch to answer and make calls.

Superior Usage Time

Daily Use Time

 7 Days

Standby Time

 30 Days



Image: Visual guide for connecting the smartwatch to your phone, showing app download, Bluetooth activation, device search, and binding confirmation.

4. OPERATING INSTRUCTIONS

4.1 Display and Dials

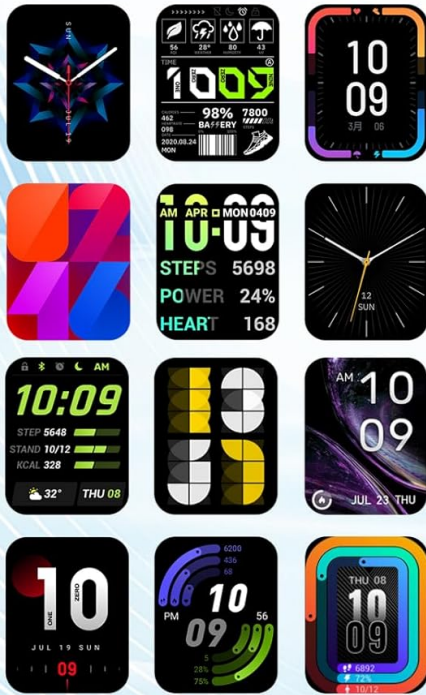
The Dyurwa Smart Watch T60 features a 1.91-inch HD full touch screen. You can customize your watch face:

- **Changing Watch Faces:** Access over 200 designs through the "GloryFit" app.
- **Custom Dials:** Upload your favorite picture via the app to set it as your watch face.
- **Brightness Adjustment:** Manually adjust the screen brightness through the watch settings (4 levels available) for optimal visibility in various lighting conditions.

ULTRA-LARGE

1.91"HD Full Touch Screen

200+online watch Faces in GloryFit app



HD Display



Broad color range



Wide vision

Image: The smartwatch showcasing its large 1.91-inch HD display and several customizable watch face options, including data like steps, heart rate, and weather.

Put your personality on display

220+ cloud based watchfaceUse Your Own Photo



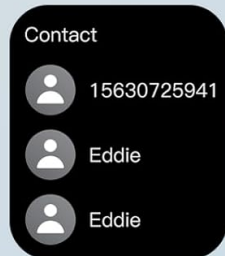
Image: A user customizing their watch face with a personal photo through the companion app, demonstrating the DIY dial feature.

4.2 Calling and Messaging

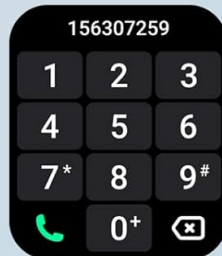
With Bluetooth 5.3, the watch offers stable connectivity for communication features:

- **Bluetooth Calls:** Make and receive calls directly from your watch using the built-in microphone and Hi-Fi speaker.
- **Message Notifications:** Receive alerts for text messages and notifications from social media applications (e.g., Facebook, WhatsApp, Twitter) directly on your watch.

Bluetooth Call and Answer



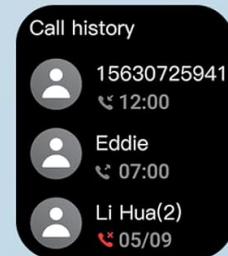
Frequent Contacts



Dial Function



Calling



Call Records

 A woman in a white dress is shown from the waist up, wearing a smartwatch. To her right, a larger image of the smartwatch displays an incoming call from "Aleon". Further right, four icons with labels describe features: "HD microphone" (green microphone icon), "Dial pad" (purple grid icon), "Call logs" (orange handset icon), and "Composite speaker" (blue speaker icon).

Free Your Hands and Make Calls Anywhere

- HD microphone
- Dial pad
- Call logs
- Composite speaker

Image: The smartwatch displaying its Bluetooth call features, including a dial pad, contact list, incoming call screen, and call history.

Smart Notifications

Get quick notice to all recent texts messages and phone calls



Image: The smartwatch displaying notifications from various social media platforms and other apps, indicating its smart notification capabilities.

4.3 Health Monitoring

The Dyrwa Smart Watch T60 provides comprehensive health tracking features:

- **Heart Rate Monitor:** Continuously monitors your heart rate 24/7. Data is for reference only and not for medical diagnosis.
- **Sleep Tracker:** Automatically measures your sleep patterns, including awake, light, and deep sleep stages, to help you understand and improve your sleep habits.
- **Blood Oxygen Monitoring:** Measures your blood oxygen levels.
- **Female Health Tracking:** Manage and track menstrual cycles and predict fertile periods through the app.
- **Breathing Exercises:** Guided breathing sessions to help with relaxation.

24/7 Accurate Health Monitoring

tracks your daily physical status, the 24-hour Online health assistant on your wrist.



Sleep Monitor



Heart rate monitoring



Blood Oxygen Monitoring

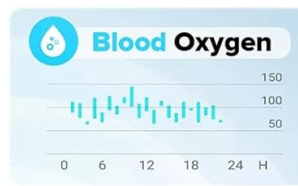


Image: A split image showing the smartwatch's sleep monitoring function with sleep duration, and heart rate and blood oxygen monitoring displays.

Image: A woman exercising while wearing the smartwatch, with a close-up of the watch displaying heart rate data and a corresponding app screen.

Sleep Monitor

The smart watch can automatically track your sleep time and shows with deep sleep, light sleep, and wake up time.



Image: Demonstrates breathing exercises and blood oxygen monitoring features of the smartwatch, showing users

engaging with these functions.

4.4 Sports Modes

The watch supports over 110 built-in sports modes. During exercise, it records data such as steps, calories burned, distance, and heart rate.

110+ BUILD-IN SPORTS MODES
Workout Modes & Intelligent Exercise Recognition

Route crosses international borders.

Badminton
00:30:00
86 bpm
Calories 200 kcal

Calories Steps Distance Heart rate

Exercise

- Hand cycling
- Fishing
- Frisbee

Heart rate 120 bpm
Calories 200 kcal
Steps 2038 steps

Image: A cyclist wearing the smartwatch, with an overlay showing various sports icons and the watch displaying real-time exercise data like calories, steps, distance, and heart rate.



Image: A collage of people participating in various sports like running, cycling, yoga, and tennis, illustrating the wide range of supported sport modes.

4.5 Other Functions

The Dyrurwa Smart Watch T60 includes several practical features:

- **Voice Assistant:** Access your phone's voice assistant directly from the watch.
- **Music Control:** Control music playback on your smartphone.
- **Camera Control:** Remotely trigger your smartphone's camera shutter.
- **Weather Forecast:** View current weather conditions and forecasts.
- **Alarm Clock & Timer:** Set alarms and use the timer function.
- **Stopwatch:** For timing activities.
- **Find Your Phone:** Locate your misplaced smartphone by making it ring.
- **Calculator:** Basic calculation functions.
- **Flashlight:** Uses the screen as a light source.



Image: A comprehensive display of the smartwatch's various utility features, including calendar, stopwatch, camera remote, weather, alarm, timer, flashlight, calculator, breathing exercises, phone finder, voice assistant, and music control.

5. BATTERY AND CHARGING


The Dyrurwa Smart Watch T60 is equipped with a large capacity battery, offering extended usage times:

- **Charging Time:** Approximately 2 hours for a full charge.
- **Regular Use:** Up to 7-10 days.

- **Standby Time:** Up to 30 days.

Use the provided magnetic charging cable to charge your device. Connect the magnetic end to the charging points on the back of the watch and the USB end to a standard USB power adapter (not included).

IP68 WATERPROOF



Long Battery Life

Charging Time

2 Hours

Normal Use

7-10 Days

Standby Mode

30 Days



Image: The smartwatch connected to its magnetic charging cable, illustrating the charging process and highlighting its long battery life specifications.

All day Activity Tracking

Whether you are running, cycling, or doing other exercise, the smartwatch tracks all your workout data.

- Heart rate: 108 bpm
- Distance: 3,8 Km
- Steps: 1288s
- Calorie: 488 Kcal

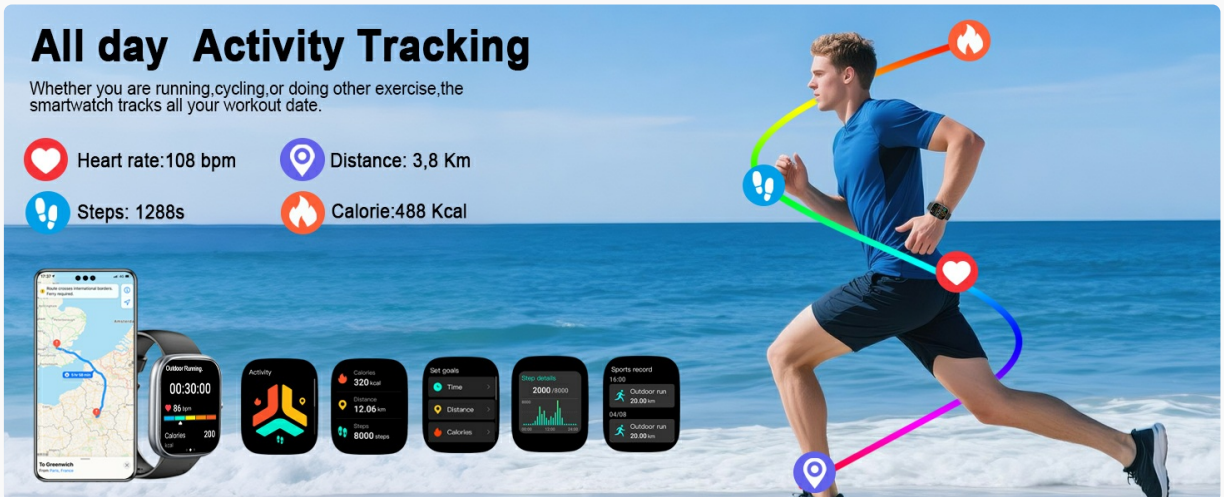


Image: The smartwatch on its magnetic charger, with text indicating a daily use time of 7 days and a standby time of 30 days.

6. WATERPROOF INFORMATION

The Dyurwa Smart Watch T60 is IP68 waterproof. This means it is resistant to dust and can withstand immersion in water up to 1.5 meters for up to 30 minutes. It is suitable for daily use, such as hand washing, bathing, and swimming.

Note:

- Not suitable for hot water, saunas, or diving.
- Avoid exposure to high humidity or corrosive liquids.
- Water resistance may decrease over time with normal wear and tear.

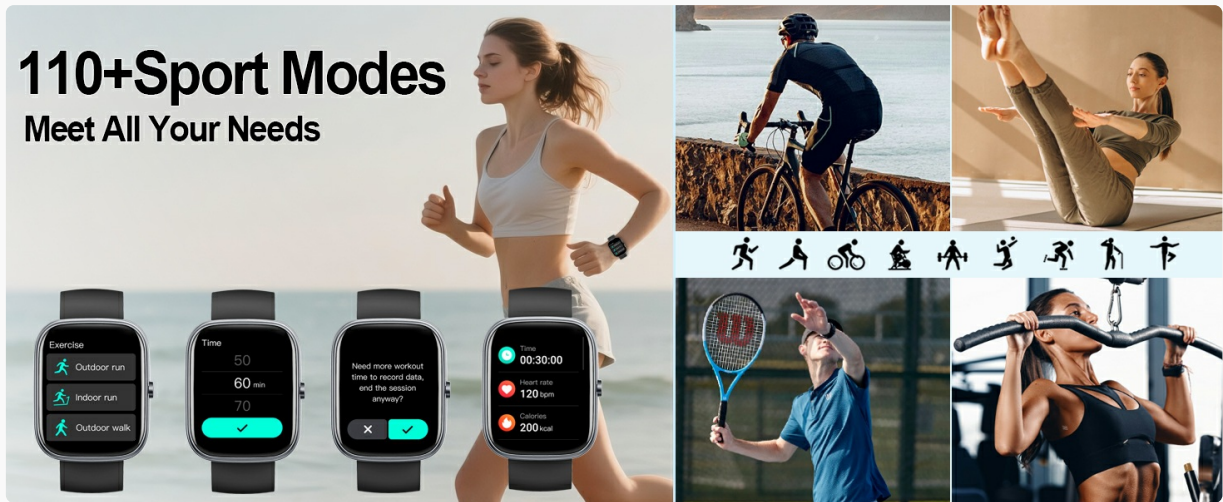


Image: The smartwatch being splashed with water, accompanied by icons indicating its IP68 waterproof rating for activities like bathing and swimming.

7. MAINTENANCE

- **Cleaning:** Wipe the watch and strap regularly with a soft, dry cloth. If necessary, use a slightly damp cloth and dry thoroughly.
- **Avoid Chemicals:** Do not use harsh chemicals, cleaning solvents, or strong detergents, as these can damage the watch's finish and seals.
- **Charging Contacts:** Keep the charging contacts on the back of the watch clean and free of debris to ensure proper charging.
- **Storage:** Store the watch in a cool, dry place when not in use.

8. TROUBLESHOOTING

Problem	Possible Solution
Watch does not turn on	Ensure the watch is fully charged. Connect it to the charger for at least 10 minutes.

Problem	Possible Solution
Cannot pair with smartphone	<ol style="list-style-type: none"> 1. Ensure Bluetooth is enabled on your phone. 2. Make sure the watch is within range of your phone. 3. Restart both the watch and your phone. 4. Try unpairing and re-pairing the device through the GloryFit app and phone's Bluetooth settings.
Inaccurate heart rate/sleep data	Ensure the watch is worn snugly on your wrist, not too tight or too loose. Clean the sensor on the back of the watch. Note that data is for reference and not medical use.
Notifications not received	<ol style="list-style-type: none"> 1. Check app permissions for GloryFit on your phone (notifications, background activity). 2. Ensure Bluetooth connection is stable. 3. Verify notification settings within the GloryFit app.
Short battery life	Reduce screen brightness, limit continuous heart rate monitoring, and disable unnecessary notifications. Ensure proper charging.

9. SPECIFICATIONS

Feature	Specification
Model	T60
Screen Size	1.91 inches (4.85 cm) HD Full Touch Screen
Connectivity	Bluetooth 5.3
Operating System	Android Wear 1.0 (compatible with iOS 9.0+ and Android 4.0+)
Waterproof Rating	IP68
Battery Type	Lithium Ion (1 A battery included)
Charging Time	Approx. 2 hours
Typical Usage Time	7-10 days
Standby Time	Up to 30 days
Item Weight	3.2 ounces
GPS	No GPS

10. WARRANTY AND SUPPORT

For warranty information and customer support, please refer to the documentation included with your purchase or contact Dyurwa customer service directly. Details for contacting support are typically available on the product packaging or the official Dyurwa website.

