



[Manuals.plus](#) /

› [Sanag](#) /

› Sanag S7S AI Open Ear Headphones User Manual

Sanag S7S AI

Sanag S7S AI Open Ear Headphones User Manual

Model: S7S AI

INTRODUCTION

Welcome to the user manual for your Sanag S7S AI Open Ear Free Clip-On Headphones. These innovative headphones are designed to provide a comfortable, open-ear listening experience with advanced AI features, HiFi audio, and long battery life. This manual will guide you through the setup, operation, maintenance, and troubleshooting of your device to ensure optimal performance.



Figure 1: Sanag S7S AI Open Ear Headphones and Charging Case.

WHAT'S IN THE BOX

- Sanag S7S AI Open Ear Headphones (1 pair)
- Charging Case (1)
- USB-C Charging Cable (1) - *Inferred*
- User Manual (This document)

PRODUCT FEATURES

The Sanag S7S AI headphones offer a range of features designed for comfort, audio quality, and smart functionality:

- **Open-Ear Comfort:** Innovative ear-clip design provides a pressure-free, open-ear experience with a secure hold, suitable for all-day wear and various activities.
- **Immersive Audio Technology:** Sanag's sound technology enhances spatial audio for a realistic and immersive listening experience.
- **20Hz Lossless Bass:** Features 20Hz ultra-low frequency compensation to restore sound details with high precision, delivering powerful lows.
- **AI-Powered Call Noise Reduction:** Real-time vocal noise suppression with millisecond-level cancellation for precise call clarity.
- **IPX4 Water Resistance:** Resists light rain, sweat, and liquid splashes, meeting daily needs for fearless, uninterrupted exercise.
- **Long Battery Life:** Up to 8 hours of continuous playback on a single charge, and up to 48 hours with the charging case.
- **Bluetooth 5.4 with Flash Link:** Ensures instant pairing and stable wireless connectivity.
- **Hall-effect Magnetic Switch:** For automatic power on/off when opening/closing the case.
- **Hearing Protection Algorithm:** Integrated for safe listening.
- **Responsive Touch Controls:** For easy management of audio and calls.
- **Independent Volume Adjustment:** Allows separate control of volume.
- **Eco-friendly Certified Materials:** Constructed with environmentally conscious materials.



12-Layer Soundscape Redefined

Sanag's patented Immersive Audio technology reshapes spatial sound, delivering a revolutionary, true surround experience.

Figure 2: Ear clip-on style for secure and comfortable fit.

Immersive Audio Technology

Sanag's sound tech enhances spatial audio for a more real and immersive listening experience.




Figure 3: Illustration of Sanag's immersive audio technology.


20Hz Lossless Bass

20Hz ultra-low frequency compensation restores sound details with high precision.



380%↑

LOW-FREQUENCY
COMPENSATION



20Hz↓

LOSSLESS BASS



Figure 4: Detail of 20Hz lossless bass technology.

AI Call Noise Reduction

Real-time vocal noise suppression with millisecond-level cancellation for precise clarity.



Figure 5: IPX4 water resistance for protection against splashes.

48-Hour Ultra-Long Battery Life



Figure 6: AI-powered call noise reduction in action.

48H Long Battery Life

8H

Playback on a single charge

48H

Playtime with charging case



Figure 7: Extended battery life with the charging case.

1. Charging the Headphones

Before first use, fully charge your Sanag S7S AI headphones and their charging case. Connect the provided USB-C cable to the charging port on the case and a power source. The indicator light on the case will show charging status.

Powerful sanag AI APP

10 AI Models: AI Chat, Painting, Translation, touch controls, game mode, EQ tuning, lost earphone finder, and sleep music, all in the Sanag APP.



Figure 8: Charging the Sanag S7S AI headphones in their case.

2. Pairing with Your Device

1. Ensure the headphones are charged.
2. Open the charging case. The headphones will automatically power on and enter pairing mode (indicated by a flashing light on the headphones).
3. On your device (smartphone, tablet, laptop), enable Bluetooth.
4. Search for "Sanag S7S AI" in the list of available Bluetooth devices.
5. Select "Sanag S7S AI" to connect. A voice prompt will confirm successful pairing.
6. Once paired, the headphones will automatically reconnect to your device when taken out of the case and Bluetooth is enabled on your device.

Wearing the Headphones

Gently clip the headphones onto your ears, ensuring the audio drivers are positioned correctly for optimal sound and comfort. The open-ear design allows you to remain aware of your surroundings.



Refresh Your Style

"Vacuum coating" with low-saturation lacquer delivers a subtle, jewel-like shine, staying vibrant and durable.

Figure 9: Proper wearing of the Sanag S7S AI headphones.

Touch Controls

The Sanag S7S AI headphones feature responsive touch controls on each earbud. Specific functions can be customized via the Sanag AI App.

Action	Function
Single Tap	Play/Pause, Answer/End Call
Double Tap (Left)	Previous Track
Double Tap (Right)	Next Track

Action	Function
Triple Tap	Activate Voice Assistant
Long Press (Left)	Volume Down
Long Press (Right)	Volume Up

Sanag AI App Features

Enhance your experience by downloading the Sanag AI App. The app provides access to advanced functionalities:

- **AI Chat:** Answers various questions.
- **AI Painting:** Creates images from text.
- **AI Translation:** Facilitates language learning and communication.
- **EQ Tuning:** Customize audio equalization settings.
- **Lost Earphone Finder:** Helps locate misplaced headphones.
- **Sleep Music:** Access to over 60 soothing white noise tracks for sleep, focus, and meditation.
- **OTA Firmware Updates:** Receive over-the-air updates for improved performance and new features.

Sanag AI LLM App

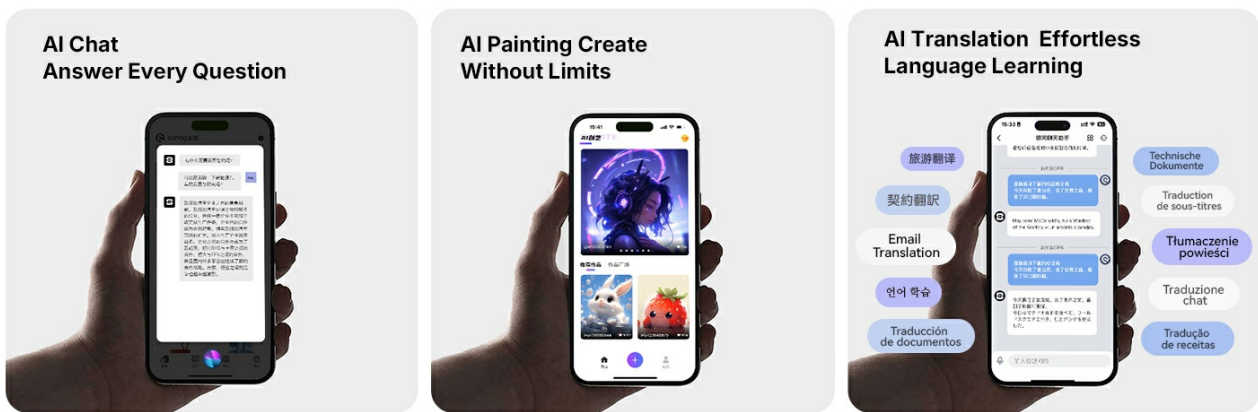


Figure 10: Overview of the Sanag AI LLM App features.

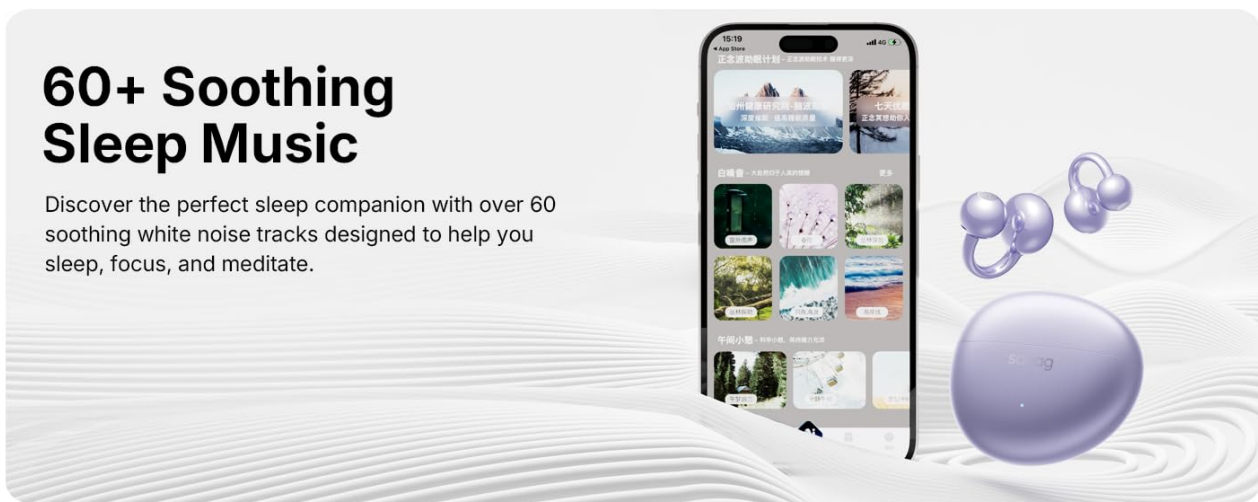


Figure 11: Accessing soothing sleep music through the app.

MAINTENANCE

Proper maintenance ensures the longevity and performance of your Sanag S7S AI headphones.

- **Cleaning:** Use a soft, dry cloth to wipe the headphones and charging case. Avoid using harsh chemicals or abrasive materials.
- **Water Exposure:** While IPX4 water resistant, avoid submerging the headphones in water. Dry them thoroughly if exposed to sweat or splashes before placing them back in the charging case.
- **Storage:** Store the headphones in their charging case when not in use to protect them and keep them charged. Store in a cool, dry place away from extreme temperatures.

TROUBLESHOOTING

If you encounter issues with your Sanag S7S AI headphones, refer to the following common solutions:

Problem	Possible Cause	Solution
Headphones not pairing	Low battery; Bluetooth off; already connected to another device.	Charge headphones; ensure Bluetooth is on; disconnect from other devices; try re-pairing.
No sound	Volume too low; headphones not connected; audio source issue.	Increase volume on device/headphones; check Bluetooth connection; test with another audio source.
Intermittent connection	Too far from device; interference; low battery.	Move closer to device; avoid strong electromagnetic interference; charge headphones.
Headphones not charging	Cable not connected properly; faulty cable/charger; dirty charging contacts.	Ensure secure connection; try different cable/charger; clean charging contacts with a dry cotton swab.
Cannot find lost earphone	Out of range or powered off.	Use the "Lost Earphone Finder" feature in the Sanag AI App. Ensure the earphone is powered on and within Bluetooth range.

SPECIFICATIONS

Feature	Detail
Model Name	S7S AI
Brand	Sanag
Connectivity Technology	Bluetooth 5.4
Ear Placement	Open Ear
Form Factor	Open Ear
Control Type	Touch Control
Water Resistance Level	IPX4 (Waterproof)
Battery Life (Single Charge)	8 Hours

Feature	Detail
Total Playtime (with Charging Case)	Up to 48 Hours
Frequency Response	20 Hz - 20,000 Hz
Audio Driver Type	Dynamic Driver
Noise Control	Active Noise Cancellation (for calls)
Material	Plastic
Item Weight	6.4 ounces

WARRANTY AND SUPPORT

Your Sanag S7S AI Open Ear Headphones come with a **1-year quality warranty** from the date of purchase. This warranty covers manufacturing defects and ensures the product meets its specified quality standards.

For warranty claims, technical support, or any inquiries regarding your product, please contact Sanag customer service through the official Sanag website or the retailer where you purchased the product. Keep your proof of purchase for warranty validation.

You can also visit the [Sanag Store on Amazon](#) for more information and product updates.