

Aquaguard Aquaguard Aspire Designo UTC UV+UF 2X

Aquaguard Aspire Designo UTC UV+UF 2X Water Purifier User Manual

INTRODUCTION

This manual provides essential information for the installation, operation, and maintenance of your Aquaguard Aspire Designo UTC UV+UF 2X water purifier. Please read these instructions carefully before using the appliance to ensure proper function and safety.

IMPORTANT SAFETY INFORMATION

- **Electrical Safety:** Ensure the power supply matches the appliance's requirements. Do not operate with damaged cords or plugs. Disconnect power before any maintenance.
- **Water Source:** This model is designed exclusively for municipal/soft water with a TDS level below 200 ppm. Do not use with borewell or tanker water (TDS > 200 ppm) as this can damage the unit and void the warranty.
- **Installation:** Installation should be performed by a qualified technician. Ensure proper water inlet and outlet connections to prevent leaks.
- **Children and Pets:** Keep the appliance out of reach of children and pets. Do not allow them to tamper with the unit.
- **Maintenance:** Only use genuine Aquaguard replacement filters and parts. Unauthorized parts may compromise purification and void the warranty.
- **Power Outages:** In the event of a power outage, the unit will not dispense water as it requires electricity to pump water to the faucet. Ensure you have stored water if frequent power cuts are common in your area.

PRODUCT OVERVIEW AND FEATURES

The Aquaguard Aspire Designo UTC UV+UF 2X is an advanced under-the-counter water purification system designed for modern kitchens. It features a compact design, 7-liter storage capacity, and a 9-stage purification process to deliver safe and clean drinking water.



The Aquaguard Aspire Designo UTC UV+UF 2X water purifier, showcasing its compact main unit, elegant faucet, and external mega sediment filter.

Water Source Compatibility

This water purifier is specifically engineered for municipal water sources with a Total Dissolved Solids (TDS) level of less than 200 ppm. It is not suitable for borewell or tanker water, which typically have higher TDS levels.

WORKS WELL WITH MUNICIPAL WATER (TDS < 200 PPM)

Not suitable for



For Borewell Water



For Tanker Water



Illustration indicating the water purifier's compatibility with municipal water (TDS < 200 ppm) and its unsuitability for borewell or tanker water.

Design and Convenience

The Designo UTC UV+UF 2X features an integrated, single-unit design that fits discreetly under the counter, optimizing kitchen space. It includes wheels and a grip handle for easy movement and accessibility during cleaning or maintenance. The unit is also compatible with modern double-door refrigerators that have built-in water dispensers.

MODERN FIT FOR MODERN KITCHENS



Compatible with
refrigerator dispensers



The Aquaguard Designo UTC UV+UF 2X water purifier installed under a kitchen counter, demonstrating its space-saving design and compatibility with refrigerator dispensers.

COMPACT DESIGN. BIG ON FEATURES

Comes with



In-built
pressure pump



7L Large storage
capacity



Handles & wheels
for easy cleaning



Detailed view of the Aquaguard Designo UTC UV+UF 2X, emphasizing its compact form, integrated pressure pump, 7-liter storage capacity, and convenient handles and wheels for mobility.

9-Stage Purification Process


The purifier employs a comprehensive 9-stage purification system to ensure high-quality drinking water:

1. **Mega Sediment Filter:** Removes fine dust, dirt, and mud particles, preventing internal filter choking.
2. **Sedi Shield 2X:** Filters physical impurities down to 0.5 micron.
3. **Particulate Filter:** Eliminates pathogenic particles and suspended matter.
4. **Chemi Block 2X:** Protects against chemicals, odors, and improves taste.
5. **UV E-Boiling:** Ensures water purity equivalent to boiling for over 20 minutes, reducing 99.9999% bacteria and 99.99% viruses.
6. **Ultra Filtration 2X:** Provides additional protection by removing ultra-fine suspended particles and microplastics, making water crystal clear.
7. **3-in-1 Active Copper Technology (Stages 7-9):** Infuses the correct amount of copper, calcium, and magnesium into the water, adhering to BIS norms. This technology is suitable for all age groups and features a clean-free design.

9 STAGES OF ADVANCED PURIFICATION



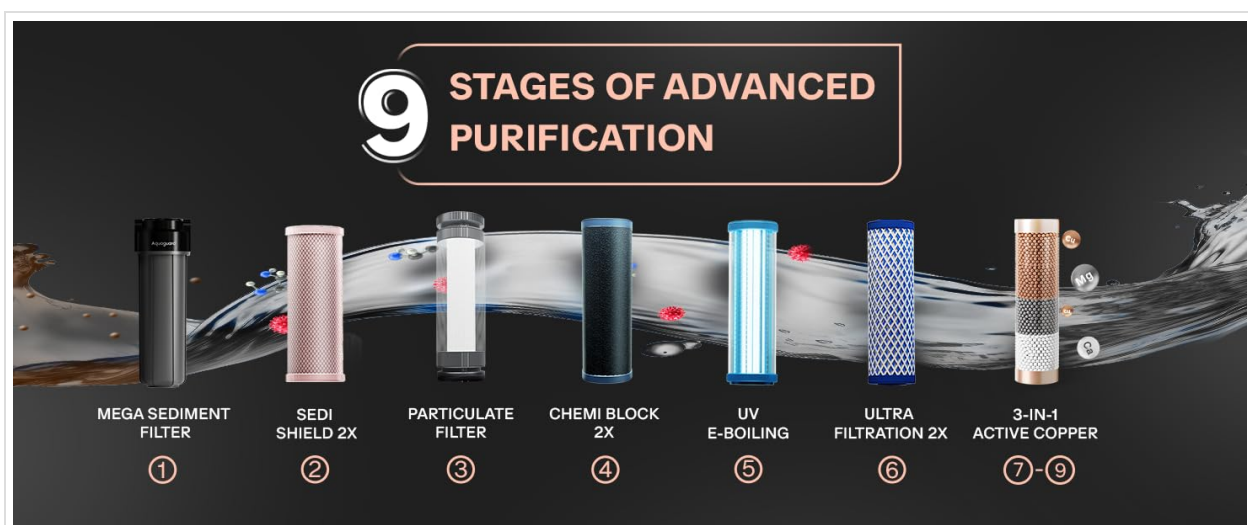
Visual representation of the 9-stage purification process, detailing each filter component and its function.



Detailed view of the Mega Sediment Filter and Sedi Shield 2X, explaining their roles in removing physical impurities.



Detailed view of the Particulate Filter and Chemi Block 2X, explaining their roles in removing pathogenic particles, suspended matter, chemicals, and odors.



Detailed view of UV E-Boiling, Ultra Filtration 2X, and 3-in-1 Active Copper Technology, explaining their roles in disinfection, microplastic removal, and mineral infusion.

SETUP AND INSTALLATION

Professional installation is recommended for the Aquaguard Aspire Designo UTC UV+UF 2X. Upon purchase, complimentary installation is typically included. A qualified service technician will:

- Assess the installation site under your kitchen counter.
- Connect the water inlet to a municipal water supply.
- Install the external Mega Sediment Filter.
- Mount the faucet on the countertop (drilling may be required, which might incur additional charges depending on the service provider's policy).
- Connect the purified water outlet to the faucet.
- Perform initial flushing and testing of the unit.

Ensure adequate space is available under the sink for the unit, which measures approximately 25.8L x 39W x 46.2H Centimeters.



Dimensions of the Aquaguard Aspire Designo UTC UV+UF 2X water purifier, showing its length, width, and height for installation planning.

OPERATING INSTRUCTIONS

Once installed and connected to power, the Aquaguard Aspire Designo UTC UV+UF 2X operates automatically to purify water and fill its 7-liter storage tank.

- **Power On:** Connect the power cord to a suitable electrical outlet. The unit will begin the purification process to fill the storage tank.
- **Dispensing Water:** Turn the handle of the installed faucet on your countertop to dispense purified water.
- **Automatic Refill:** The system automatically detects when the water level in the storage tank is low and initiates the purification cycle to refill it.
- **Power Dependency:** This unit requires continuous electrical power to operate and dispense water. In the event of a power failure, water cannot be dispensed from the faucet.

MAINTENANCE

Regular maintenance ensures the longevity and optimal performance of your Aquaguard water purifier.

- **Filter Life:** The filters are designed for a 2-year lifespan or 10,000 liters, whichever comes first, under specified lab conditions (TDS \leq 200 ppm with NaCl). Regular replacement of filters is crucial for maintaining water quality.
- **Cleaning Services:** The product includes 2 free cleaning services during the first year. Schedule these services with Aquaguard's service network.
- **External Sediment Filter:** Periodically check and clean the external Mega Sediment Filter as it removes larger particles and prevents choking of internal filters.
- **Unit Cleaning:** The unit's design with wheels and a grip handle facilitates easy movement for cleaning the area around and under the purifier.

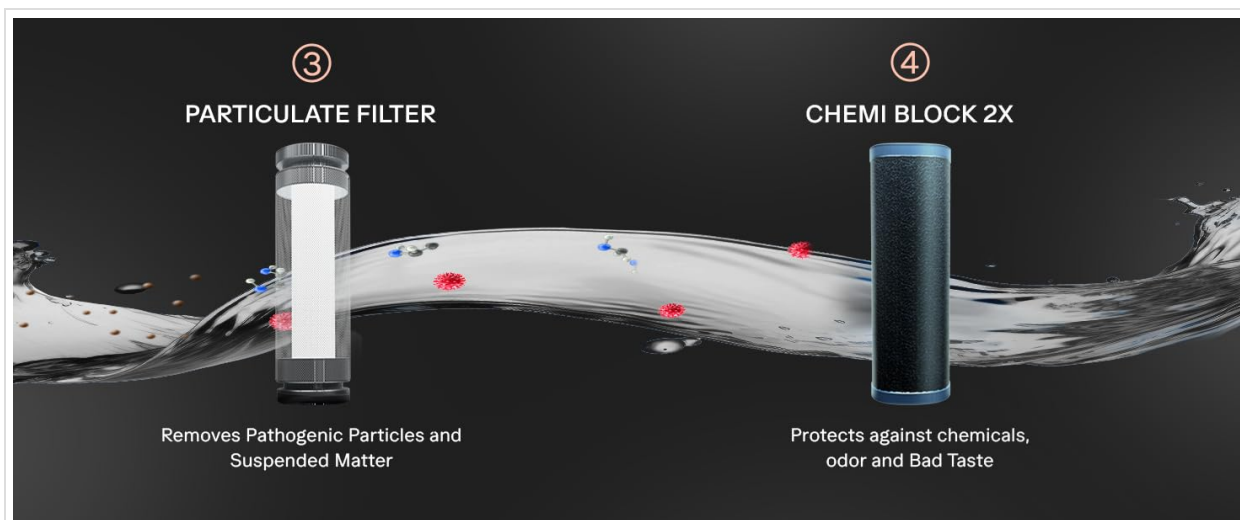


Illustration of the Mega Sediment Filter, highlighting its role in pre-filtration to protect and extend the life of the internal purification components.

TROUBLESHOOTING

Refer to the following common issues and their potential solutions:

Problem	Possible Cause	Solution
No water from faucet.	No electrical power; storage tank empty; water inlet closed.	Check power supply. Wait for tank to refill after power restoration. Ensure water inlet valve is open.
Slow water flow.	Clogged filters (especially Mega Sediment Filter); low water pressure.	Clean or replace the Mega Sediment Filter. Contact service for internal filter inspection or if municipal water pressure is consistently low.
Unusual taste or odor in water.	Expired or damaged filters; initial flushing not complete.	Ensure initial flushing is done. Replace filters if they are due for change or if the issue persists. Contact service.
Water leakage.	Loose connections; damaged components.	Immediately turn off water supply and power. Contact a qualified service technician.

For issues not listed here or if solutions do not resolve the problem, please contact Aquaguard customer service.

SPECIFICATIONS

Feature	Detail
Brand	Aquaguard
Model Name	Aquaguard Aspire Designo UTC UV+UF 2X
Item Model Number	GWPDAD2XU00000
Purification Stages	9-Stage (Mega Sediment Filter, Sedi Shield 2X, Particulate Filter, Chemi Block 2X, UV E-Boiling, Ultra Filtration 2X, 3-in-1 Active Copper Technology)
Water Source Compatibility	Municipal Water Only (TDS < 200 ppm)
Storage Capacity	7 Liters
Filter Life Cycle	2 Years or 10,000 Liters (whichever is earlier, under lab conditions)
Installation Type	Under Sink
Product Dimensions (L x W x H)	25.8 cm x 39 cm x 46.2 cm
Item Weight	5.5 Kilograms
Power Source	Electrical (Municipal Water Pressure for flow)
Maximum Flow Rate	60 Liters Per Hour
Operating Pressure Range	0.3-2 Kilograms Per Square Centimeter
Temperature Rating	10 - 40 Degrees Celsius
Material	Acrylonitrile Butadiene Styrene
Included Components	Installation Kit

WARRANTY AND SUPPORT

Your Aquaguard Aspire Designo UTC UV+UF 2X water purifier comes with a 1-year free warranty. This includes complimentary installation, 2 free cleaning services, and unlimited repair visits during the first year.

Aquaguard boasts India's widest service network, accessible across 19,500+ pin-codes. For service requests, support, or to book a cleaning service, please contact Aquaguard customer care or use the Eureka Forbes App.





INDIA'S WIDEST SERVICE NETWORK

- Trusted By Over **1 Crore** Homes
- Presence in **700+ Cities** & **19,500+ Pincodes**
- **8,500+** Certified Technicians
- Instant Service Booking Via **Eureka Forbes App**



Map illustrating Aquaguard's extensive service network across India, emphasizing widespread availability of technical support.

Related Documents - Aquaguard Aspire Designo UTC UV+UF 2X

	<p>Aquaguard UTC UV Water Purifier User Manual</p> <p>Comprehensive user manual for the Aquaguard UTC UV under-the-counter water purifier. Learn about installation, operation, maintenance, and technical specifications for pure and safe drinking water.</p>
	<p>Aquaguard Blaze Hot & Ambient Water Purifier: Features, Installation, and Maintenance</p> <p>Comprehensive guide to the Aquaguard Blaze Hot & Ambient water purifier, covering its advanced purification technologies like Active Copper and Mineral Guard, installation instructions, technical specifications, LED indicators, and warranty information.</p>
	<p>Aquaguard Aura Water Purifier: Features, Specifications, and User Guide</p> <p>Comprehensive guide to the Aquaguard Aura water purifier, detailing its UV, UF, Active Copper, and Mineral Guard technologies, technical specifications, LED indicators, maintenance tips, and warranty information.</p>
	<p>Aquaguard Superb RO+UV+MTDS+ZPP User Manual and Technical Specifications</p> <p>User manual for the Aquaguard Superb RO+UV+MTDS+ZPP water purifier by Eureka Forbes. Provides detailed information on installation, operation, purification process, technical specifications, maintenance, troubleshooting, and warranty.</p>



[Aquaguard Water Purifier Warranty and Usage Guidelines | Eureka Forbes](#)

Detailed information on Aquaguard water purifier warranty terms, conditions, usage limitations, and maintenance guidelines from Eureka Forbes.



[Aquaguard NEO Water Purifier User Manual and Technical Specifications](#)

Comprehensive user manual and technical specifications for the Aquaguard NEO series of water purifiers, covering installation, operation, maintenance, and warranty information from Eureka Forbes.