

manuals.plus /

› [VASAGLE](#) /

› [VASAGLE ULBC045W01 Shoe Cabinet Instruction Manual](#)

VASAGLE ULBC045W01

VASAGLE ULBC045W01 Shoe Cabinet Instruction Manual

Model: ULBC045W01 | Brand: VASAGLE

INTRODUCTION

Thank you for choosing the VASAGLE ULBC045W01 3-Tier Shoe Cabinet. This manual provides essential information for the safe assembly, operation, and maintenance of your new shoe storage organizer. Please read these instructions carefully before beginning assembly and retain them for future reference.



Image: The VASAGLE ULBC045W01 Shoe Cabinet, a cloud white freestanding unit, positioned in an entryway. It features two cabinet doors and an open lower shelf, topped with decorative items.

SAFETY INFORMATION

- Always assemble the cabinet according to the provided instructions.
- Be cautious when adjusting the shelves to avoid injury.
- Do not overload the cabinet beyond its maximum static load capacity of 165 lb (75 kg).
- Keep the cabinet away from heat sources and moisture to prevent damage.
- Use the anti-tip kit to secure the cabinet to the wall for added stability and safety.

PACKAGE CONTENTS

Before assembly, please ensure all components are present and undamaged. The package should contain:

- 1 x VASAGLE ULBC045W01 Shoe Cabinet
- 1 x Accessory Kit (including hardware and anti-tip kit)
- 1 x Instruction Manual

ASSEMBLY INSTRUCTIONS

Assembly of the VASAGLE ULBC045W01 Shoe Cabinet is required. Please follow the step-by-step instructions provided in the included manual. Ensure all parts are correctly oriented and securely fastened.

Anti-Tip Kit Installation

For enhanced safety, especially in homes with children or pets, it is crucial to install the anti-tip kit. This kit helps prevent the cabinet from tipping over. Refer to the detailed diagrams in your included instruction manual for proper installation steps.



Image: A close-up diagram illustrating the installation of the anti-tip kit, showing a bracket, screw, and wall anchor for securing the cabinet to a wall.

OPERATING INSTRUCTIONS

Shoe Storage and Capacity

The shoe cabinet is designed to accommodate 12-18 pairs of shoes, depending on their size and style. It features both closed compartments and an open lower shelf for convenient access and organization.

9 Height Options

Spaced 1.2" (3 cm) apart, for items of different heights




Image: An interior view of the shoe cabinet, showcasing multiple pairs of shoes neatly stored on the shelves, including boots and flats.

Adjustable Shelves

The inner upper shelf of the cabinet is height-adjustable, offering 9 different positions spaced 1.2 inches (3 cm) apart. This allows you to customize the storage space to fit various shoe types, from high heels to ankle boots, or other items.

Find the Perfect Fit



Image: A detailed view of the adjustable shelf inside the cabinet, highlighting the nine pre-drilled holes for height customization.

MAINTENANCE

To ensure the longevity and appearance of your VASAGLE shoe cabinet, follow these maintenance guidelines:

- **Cleaning:** Wipe surfaces with a soft, damp cloth. Avoid harsh chemicals or abrasive cleaners that could damage the finish.
- **Spills:** Promptly clean up any spills to prevent staining or moisture damage to the MDF material.
- **Dusting:** Regularly dust the cabinet to maintain its clean appearance.
- **Stability:** Periodically check all screws and connections to ensure they remain tight.

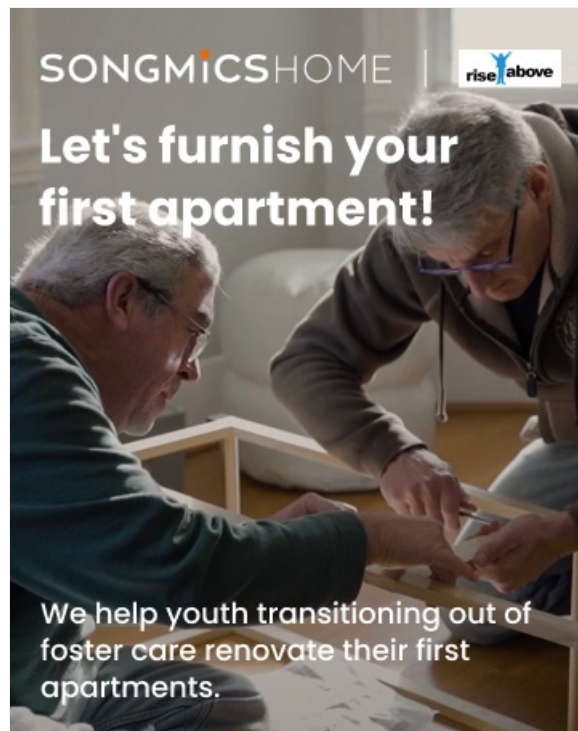


Image: A hand using a cloth to wipe the surface of the shoe cabinet, demonstrating easy cleaning.



Image: A close-up of the elevated base of the shoe cabinet, illustrating the 3.9-inch (10 cm) clearance from the floor, which allows for easy cleaning underneath, including with a robot vacuum.

TROUBLESHOOTING

If you encounter any issues with your VASAGLE shoe cabinet, please consider the following common solutions:

- **Stability Issues:** Ensure all screws are tightened. Verify that the anti-tip kit is correctly installed and secured to the wall. Place the cabinet on a level surface.
- **Doors Not Closing Properly:** Check the hinges for proper alignment and tightness. Ensure no items inside are obstructing the door's path.
- **Missing Parts:** Double-check the package contents against the parts list in your instruction manual. If parts are genuinely missing, contact customer support.

For problems not addressed here, please refer to the customer support section.

SPECIFICATIONS

Model Number	ULBC045W01V2
Brand	VASAGLE
Color	Cloud White
Product Dimensions	13.8"D x 47.2"W x 27.6"H (35 cm D x 120 cm W x 70 cm H)
Item Weight	64.2 Pounds (29.1 kg)
Material	Engineered Wood (MDF)
Weight Limit (Static)	165 Pounds (75 kg)
Number of Shelves	3 (1 adjustable)
Mounting Type	Floor Mount
Installation Type	Freestanding
Assembly Required	Yes

↓ ↓ ↓
165 lb (75 kg)
Max. Static Load Capacity in Total

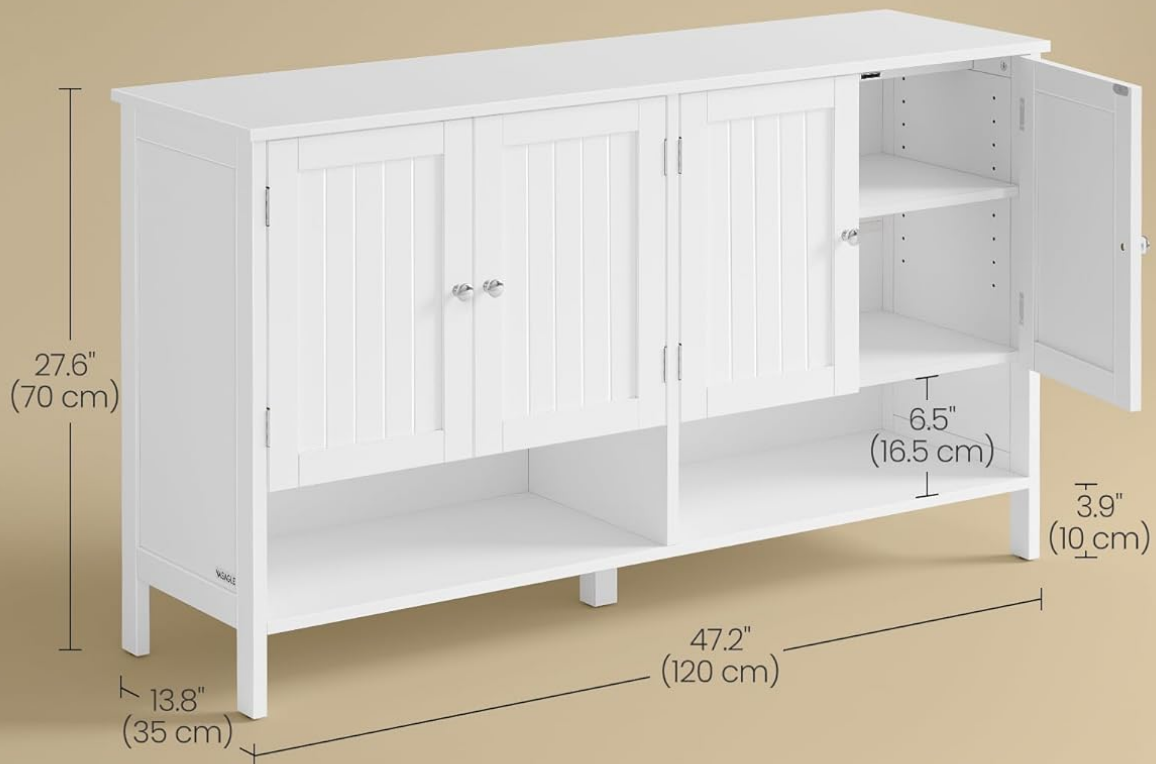


Image: A technical drawing of the shoe cabinet with detailed dimensions: 27.6 inches (70 cm) height, 47.2 inches (120 cm) width, and 13.8 inches (35 cm) depth. It also indicates a maximum static load capacity of 165 lb (75 kg).

CUSTOMER SUPPORT

For any questions, concerns, or assistance with your VASAGLE ULBC045W01 Shoe Cabinet, please contact our customer support team. Refer to the contact information provided in your product packaging or visit the official VASAGLE website for support options.

We are committed to providing quality products and support to our customers.

