

Aquaguard Aspire Blaze RO+UV+SS 2X

Aquaguard Aspire Blaze Hot & Ambient Water Purifier

Model: GWPDABR2X00B00


1. INTRODUCTION

This manual provides essential information for the installation, operation, and maintenance of your Aquaguard Aspire Blaze Hot & Ambient Water Purifier. Please read it thoroughly before using the appliance to ensure safe and efficient operation.

2. SAFETY INSTRUCTIONS

Always follow basic safety precautions to reduce the risk of fire, electric shock, and injury.

- Ensure the power supply matches the specifications of the purifier.
- Do not immerse the appliance in water or other liquids.
- Keep children away from the hot water dispenser to prevent burns. The unit features a child lock for safety.
- Unplug the purifier before cleaning or performing any maintenance.
- Do not operate the appliance with a damaged cord or plug.
- Only use genuine Aquaguard replacement filters.



**NOT JUST ANY COPPER
BUT 3-IN-1 ACTIVE COPPER
TECHNOLOGY[#]**

- Cu** Infuses the Right Amount of Copper*
- Mg** Clean Free Technology
- Ca** Suitable for All Age Groups

*As per BIS norms.
*Copper infusion in adherence to IS 10500:2012 Drinking Water Specification (Acceptable Limit). Patent No 332771.

Image: The child lock feature on the Aquaguard Aspire Blaze water purifier, designed to prevent accidental hot water dispensing.

3. PRODUCT OVERVIEW

The Aquaguard Aspire Blaze is an advanced water purifier designed to provide both hot and ambient purified water. It incorporates multiple purification stages and features for user convenience and water quality.



Image: Front view of the Aquaguard Aspire Blaze Hot & Ambient water purifier, showcasing its black finish and dual dispense spouts for hot and ambient water, alongside an external sediment filter.

Key Features:

- **Dual-Dispense Technology:** Provides instant 80°C hot water and ambient water.
- **2-Year Filter Life:** Filters designed for extended performance.
- **NanoPore Filter Technology:** Advanced protection against microplastics, pesticides, lead, and mercury.
- **Works with All Water Sources:** Suitable for municipal, borewell, or tanker water (TDS Max: 2000 mg/L).
- **Dual Stainless-Steel Tank:** Surgical-grade stainless steel tanks for water storage.
- **9-Stage Purification:** Includes RO+UV and Active Copper Technology.
- **3-in-1 Patented Active Copper Technology:** Infuses copper as per BIS norms.
- **Child Lock:** Safety feature for hot water dispensing.

- **Removable Drip Tray:** For easy cleaning and bottle filling.
- **Mega Sediment Filter:** Additional pre-filter for enhanced protection.



Image: Illustration of the Aquaguard Aspire Blaze dispensing hot water into a cup and ambient water into a glass, highlighting its dual-dispense functionality.

4. SETUP AND INSTALLATION

Professional installation is recommended for this appliance. Please contact Aquaguard customer service for installation assistance.

Pre-Installation Checks:

- Ensure the installation site is clean, dry, and away from direct sunlight or heat sources.
- Verify that the water pressure is within the recommended operating range (Upto 3 Kilograms Per Square Centimeter).
- Confirm availability of a proper electrical outlet.
- The product can be wall-mounted or placed on a countertop.

Included Components:

The package includes the water purifier unit and an installation kit.

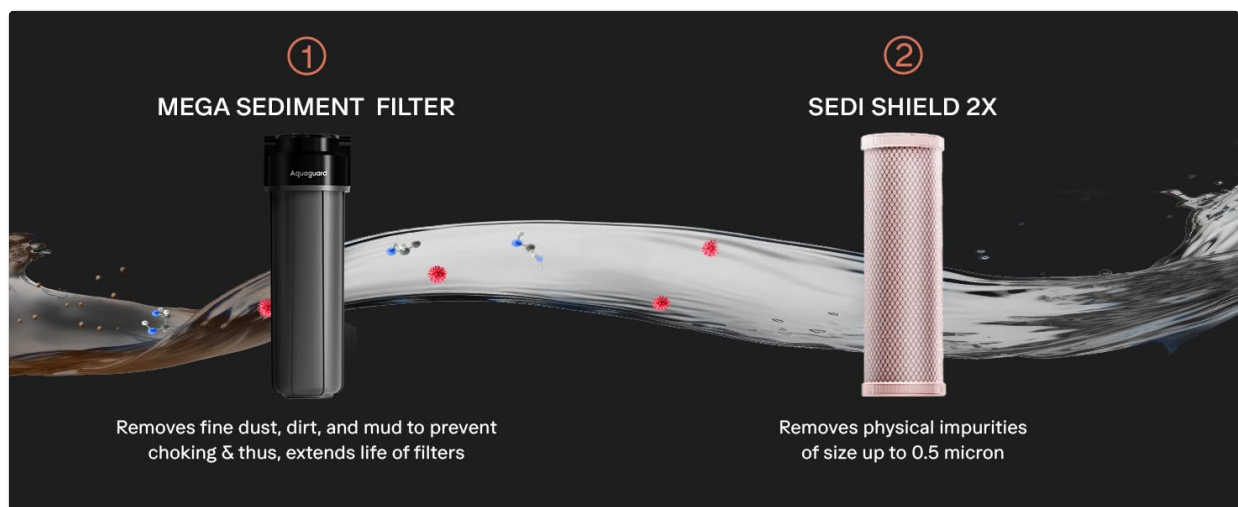


Image: Diagram illustrating the function of the Mega Sediment Filter, showing it removing fine dust, dirt, and mud particles from water before it enters the main purification unit.

5. OPERATING INSTRUCTIONS

First Use:

1. After professional installation, allow the tanks to fill completely.
2. Flush the system by dispensing a few liters of water from both hot and ambient spouts before first consumption.

Dispensing Water:

- **Ambient Water:** Place a container under the ambient water spout and press the ambient dispense button.
- **Hot Water:** This unit features a child lock. To dispense hot water, activate the child lock release mechanism (refer to the specific button/lever on your unit) and then press the hot water dispense button.
- The removable drip tray can be used for hands-free filling of bottles up to 1 liter.

6. PURIFICATION TECHNOLOGY

The Aquaguard Aspire Blaze employs a 9-stage purification process to ensure safe and clean drinking water.

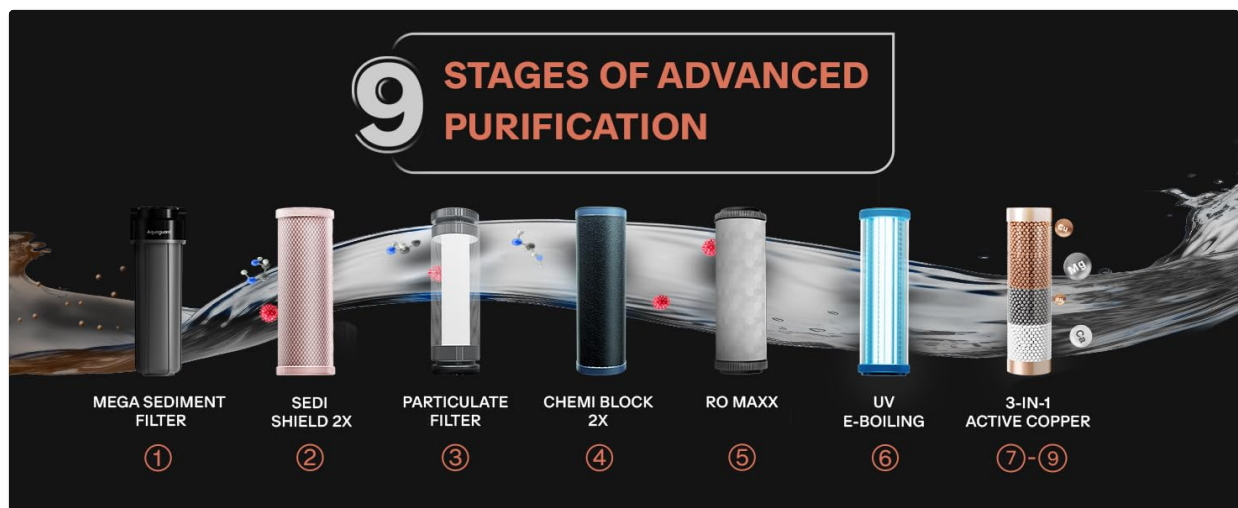


Image: Diagram illustrating the 9 stages of water purification in the Aquaguard Aspire Blaze, showing the sequence of filters including Mega Sediment, Sedi Shield, Particulate, Chemi Block, RO Maxx, UV E-Boiling, and 3-in-1 Active Copper.

Purification Stages:

1. **Mega Sediment Filter:** Removes fine dust, dirt, and mud particles.
2. **Sedi Shield 2X:** Removes physical impurities up to 0.5 micron.
3. **Particulate Filter:** Removes pathogenic particles and suspended matter.
4. **Chemi Block 2X:** Protects against chemicals, odor, and bad taste.
5. **RO Maxx:** Offers protection against microplastics, pesticides, and industrial waste.
6. **UV E-Boiling:** Ensures water purity equivalent to over 20 minutes of boiled water.
7. **3-in-1 Active Copper Technology:** Infuses water with copper, calcium, and magnesium as per BIS norms.



Image: Visual representation of NanoPore Filter Technology, highlighting its ability to remove microplastics, pesticides, lead, and mercury from water.



Image: Image depicting the dual stainless steel tanks within the purifier, emphasizing their surgical-grade 304 material, anti-corrosive properties, and durability for keeping water fresh.

7. MAINTENANCE

Filter Replacement:

The filters are designed for a 2-year life cycle or 10,000 liters, whichever comes first, under specified lab conditions. Regular filter replacement is crucial for maintaining water quality and purifier performance.

- Contact Aquaguard service for genuine filter replacements.
- The Mega Sediment Filter helps extend the life of internal filters by removing larger particles.

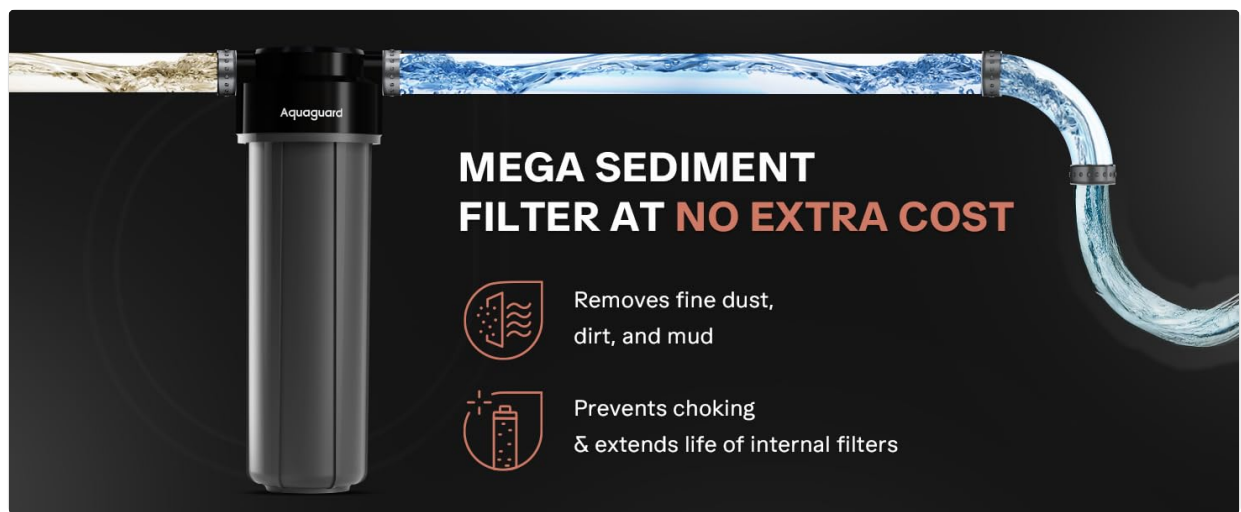


Image: A bar chart comparing filter replacement costs over 8 years for Aquaguard 2X versus other brands, illustrating potential savings with the Aquaguard's longer filter life.

Cleaning:

- Wipe the exterior of the purifier with a soft, damp cloth. Do not use harsh chemicals.
- Regularly clean the removable drip tray.
- For internal cleaning and servicing, contact authorized Aquaguard service personnel.

8. TROUBLESHOOTING

Problem	Possible Cause	Solution
No water dispensing	Power off, water supply off, clogged filters.	Check power connection, ensure water supply is open, contact service for filter inspection.
Slow water flow	Low water pressure, partially clogged filters.	Check inlet water pressure, contact service for filter inspection.
Unusual taste/odor	Expired filters, new filter flushing required.	Replace filters if due, flush system as per first use instructions. Contact service if issue persists.
Hot water not dispensing	Child lock engaged, heating element issue.	Disengage child lock. If problem persists, contact service.

For issues not listed here, please contact Aquaguard customer support.

9. SPECIFICATIONS

- **Brand:** Aquaguard
- **Model Name:** Aquaguard Aspire Blaze RO+UV+SS 2X
- **Item Model Number:** GWPDABR2X00B00
- **Product Dimensions:** 35.5L x 35.5W x 52H Centimeters
- **Item Weight:** 13.25 Kilograms
- **Installation Type:** Countertop / Wall-mounted
- **Power Source:** Corded Electric
- **Maximum Flow Rate:** 24 Liters Per Hour

- **Operating Pressure Range:** Upto 3 Kilograms Per Square Centimeter
- **Supported Water TDS Level Maximum:** 2000 PPM
- **Lower Temperature Rating:** 10 Degrees Celsius
- **Upper Temperature Rating:** 40 Degrees Celsius
- **Filter Life Cycle:** 2 Years (or 10,000 liters, whichever is earlier)
- **Water Saving Percentage:** 40%
- **Country of Origin:** India

BLAZE V/S OTHER HOT WATER PURIFIERS



Feature	Other Hot Water Purifiers	Aquaguard Blaze
Purifier's Body Finish	✗	✓ Modern & Glossy Piano Black Finish
Instant Hot Water	✗	✓ Instant Hot Water at 80°C
Pre-Filter	✗	✓ Removes Dust & Dirt for full 2 Years
2 Year Filter Life	✗	✓ 2-Year Long-Lasting Filters
2 Year Copper Infusion	✗	✓ Goodness of Copper for full 2 Years

Image: Diagram showing the dimensions of the Aquaguard Aspire Blaze water purifier: 35.5 cm length, 35.5 cm width, and 52 cm height.

10. WARRANTY AND SUPPORT

Your Aquaguard Aspire Blaze comes with a Free Genuine Service Plan, which includes free installation, 2 free cleaning services, and unlimited repair visits for the first year.

Contact Information:

For service requests, installation, or any queries, please contact Aquaguard customer support. Refer to the official Aquaguard website or your purchase documentation for the latest contact details.

You can also book instant service via the Eureka Forbes App.

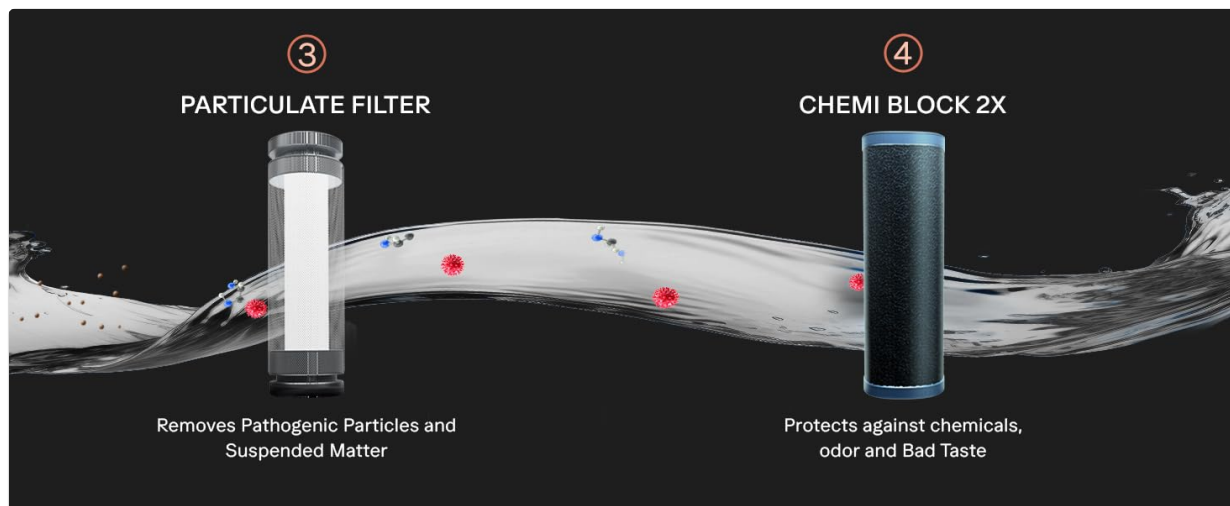


Image: Map of India highlighting Aquaguard's wide service network, indicating presence in over 700 cities and 19,500+ pincodes, with 8,500+ certified technicians.

Related Documents - Aspire Blaze RO+UV+SS 2X

	<p>Aquaguard Blaze Hot & Ambient Water Purifier: Features, Installation, and Maintenance</p> <p>Comprehensive guide to the Aquaguard Blaze Hot & Ambient water purifier, covering its advanced purification technologies like Active Copper and Mineral Guard, installation instructions, technical specifications, LED indicators, and warranty information.</p>
	<p>Aquaguard Aura Water Purifier: Features, Specifications, and User Guide</p> <p>Comprehensive guide to the Aquaguard Aura water purifier, detailing its UV, UF, Active Copper, and Mineral Guard technologies, technical specifications, LED indicators, maintenance tips, and warranty information.</p>
	<p>Aquaguard Superb UV+UF Water Purifier User Manual and Technical Specifications</p> <p>Comprehensive user manual and technical specifications for the Aquaguard Superb UV+UF water purifier by Eureka Forbes. Learn about installation, purification stages, maintenance, troubleshooting, and warranty information.</p>
	<p>Aquaguard Enhance NXT Water Purifier User Manual - Installation, Specifications, and Maintenance</p> <p>Comprehensive user manual for Aquaguard Enhance NXT water purifiers (UV+UF, RO/Green RO, RO+UV+MTDS models). Includes installation guide, purification process details, technical specifications, LED indicators, maintenance tips, warranty information, and health protection features from Eureka Forbes.</p>



[Aquaguard UTC UV Water Purifier User Manual](#)

Comprehensive user manual for the Aquaguard UTC UV under-the-counter water purifier. Learn about installation, operation, maintenance, and technical specifications for pure and safe drinking water.



[Aquaguard Stylo Water Purifier User Manual - Installation, Features, and Warranty](#)

Comprehensive user manual for Aquaguard Stylo water purifiers (UV+UF, RO, RO+UV+MTDS models) by Eureka Forbes. Includes installation guides, purification processes, technical specifications, cartridge life, safety tips, and warranty information.