

LIGE EF14-I

LIGE Smartwatch Model EF14-I User Manual

Your comprehensive guide to operating and maintaining your LIGE Smartwatch.



1. INTRODUCTION

This manual provides detailed instructions for the LIGE Smartwatch Model EF14-I. It covers setup, operation, maintenance, and troubleshooting to ensure optimal performance and user experience. Please read this manual thoroughly before using your device.



Image 1: LIGE Smartwatch Model EF14-I, showcasing its design, interchangeable straps, and multiple digital watch faces.

2. SETUP

2.1 Charging the Device

Before initial use, fully charge your smartwatch. The device features a 730mAh polymer battery. Use the provided magnetic charging cable. A full charge typically takes approximately 2.5 hours. The watch offers 5-7 days of daily use and up to 50 days in standby mode.

730-mAh-Kraftpaket

Länger laufen, seltener laden.



Image 2: The LIGE Smartwatch connected to its magnetic charger, illustrating its 730mAh battery capacity and extended battery life.

2.2 App Installation (FitCloudPro)

To unlock the full functionality of your smartwatch, download and install the **FitCloudPro** application on your smartphone. The app is compatible with Android 5.0+ and iOS 11.0+ devices.

1. Scan the QR code provided in the watch packaging or on the watch screen to download the app.
2. Alternatively, search for "FitCloudPro" in the Apple App Store (for iOS) or Google Play Store (for Android).
3. Install the application on your smartphone.

2.3 Device Pairing

Ensure your smartphone's Bluetooth is enabled. Open the FitCloudPro app and follow the on-screen instructions to

pair your smartwatch. The device uses Bluetooth 5.0 for a stable connection.

3. OPERATING INSTRUCTIONS

3.1 Basic Navigation

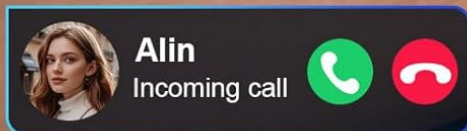
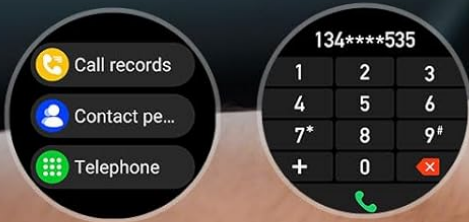
- **Touch Screen:** Swipe left, right, up, or down to navigate through menus and features. Tap to select.
- **Side Buttons:** Use the physical buttons on the side of the watch for quick access to functions or to return to the home screen.

3.2 Bluetooth Calls and Notifications

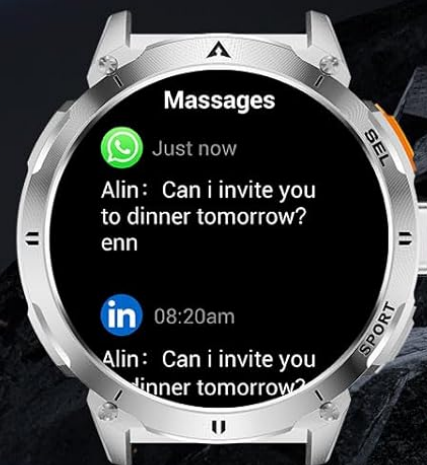
Once paired with your smartphone, the smartwatch supports Bluetooth 5.3 for direct calls from your wrist. You can also receive instant notifications for messages, calls, and various applications.

- **Making/Receiving Calls:** Access the call log or dial pad on the watch to initiate calls. Answer incoming calls directly on the watch.
- **Message Notifications:** View incoming messages from SMS and social media apps.
- **App Notifications:** Receive alerts from compatible applications.

Bluetooth-Anrufe



Nachrichtenerinnerung



Sprachassistent

Stelle einen Wecker auf 12 Uhr.

Bitte spiele Musik ab.

Wie ist das Wetter?

Image 3: The smartwatch interface showing Bluetooth call functionality, message alerts, and voice assistant interaction.

3.3 Health Monitoring

The smartwatch provides comprehensive health tracking features:

- **Heart Rate:** Continuous heart rate monitoring throughout the day.
- **Blood Oxygen (SpO2):** Measures blood oxygen saturation levels.
- **Sleep Tracking:** Monitors sleep patterns, including sleep duration and quality.
- **Pedometer:** Tracks steps taken, distance covered, and calories burned.

Wellness, die Niemals Schläft

Rund-um-die-Uhr-Gesundheitsüberwachung, damit Sie intelligenter, sicherer und stärker leben können.



Herzfrequenz



Tägliche Aktivitäten



Schlaf



Atmung

Image 4: Health monitoring features of the smartwatch, including heart rate, daily activity, sleep analysis, and guided breath training.

3.4 Sport Modes

The device supports over 110 professional sport modes, accurately tracking your activity data.

- Select your desired sport mode from the watch menu.
- The watch will record data such as steps, calories burned, and distance.
- All fitness data synchronizes with the FitCloudPro app for detailed analysis.

Meistere jede Bewegung

Über 110 Sportarten – perfekt auf deinen Lifestyle zugeschnitten.



15685 steps



6.78 km



458 kcal



52 min

Image 5: The smartwatch tracking a running activity, demonstrating its multi-sport mode capabilities for various physical activities.

3.5 Additional Functions

- **LED Light:** A powerful LED flashlight for emergencies or low-light conditions.
- **Music Control:** Control music playback on your smartphone.
- **Camera Control:** Use the watch as a remote shutter for your phone's camera.
- **Voice Assistant:** Access your smartphone's voice assistant.
- **Weather:** View current weather information.
- **Reminders:** Set alarms, sedentary reminders, and drink water reminders.
- **Find Phone:** Locate your paired smartphone.

Vom Fitnessstudio zum Nachtpaziergang

Beleuchte deinen Weg.



0M Effektive Reichweite 8M



Image 6: The smartwatch's integrated LED flashlight in use, providing illumination in a dark environment.

Weitere Praktische Funktionen

Mehr Komfort für Ihr Leben



Image 7: Overview of additional practical functions including music control, weather display, and remote camera operation.

4. FEATURES OVERVIEW

4.1 AMOLED Display

The smartwatch features a 1.62-inch AMOLED display with 480x480 pixels and 850 nits brightness, ensuring clear visuals even in direct sunlight. The ONCELL touch panel provides precise and responsive control.

4.2 Durable Design

Constructed with a zinc alloy casing and a robust polycarbonate back, the smartwatch is lightweight (83g) and durable. It is 3 ATM waterproof, making it resistant to rain, sweat, and suitable for swimming.

Gebaut um zu Überdauern

Bereit für alles: Ihr smartes Multitool, robust wie im Militäreinsatz!



Stoßfest



-40 bis 70 °C
Temperaturbeständig



Staubdicht



Kratzfest



Stoßsicher



Image 8: Visual representation of the smartwatch's durability, highlighting its resistance to shock, extreme temperatures, dust, scratches, and impacts.

4.3 Customizable Watch Faces

Personalize your smartwatch with over 200 watch faces available through the FitCloudPro app. You can also create custom watch faces to match your style.

Zeitloser Stil

Entdecke über 200 Zifferblätter. Von klassischer Eleganz bis zu sportlichem Flair – passe dein Zifferblatt mit nur einem Tippen an deine Stimmung, dein Outfit oder den Anlass an.
Deine Uhr, dein Stil, jeden Tag.

200+

Mehr in der APP



Image 9: The smartwatch's extensive watch face customization options, including a preview of a custom background being set via the app.

5. MAINTENANCE

5.1 Water Resistance

The LIGE Smartwatch Model EF14-I is 3 ATM waterproof. This means it can withstand splashes, rain, and brief immersion in water, such as during swimming. It is not recommended for diving or high-pressure water activities.

5.2 Cleaning

To clean your smartwatch, wipe it with a soft, damp cloth. Avoid using harsh chemicals or abrasive materials, as these can damage the device. Ensure the charging contacts are clean and dry before charging.

5.3 Battery Care

To prolong battery life, avoid exposing the watch to extreme temperatures. Charge the device regularly, but avoid leaving it fully discharged for extended periods.

6. TROUBLESHOOTING

- **Device not turning on:** Ensure the watch is fully charged. Connect it to the charger and wait a few minutes before attempting to power it on.
- **Cannot pair with smartphone:** Make sure Bluetooth is enabled on your phone and the watch is within range. Restart both the watch and your phone, then try pairing again through the FitCloudPro app.
- **Inaccurate health data:** Ensure the watch is worn snugly on your wrist, not too tight or too loose. Clean the sensor on the back of the watch.
- **Notifications not received:** Check app notification settings in the FitCloudPro app and your phone's system settings to ensure permissions are granted.
- **Short battery life:** Reduce screen brightness, disable unnecessary features, and ensure background app usage is optimized.

7. SPECIFICATIONS

Feature	Specification
Brand	LIGE
Model Number	EF14-I
Display	1.62-inch AMOLED, 480x480 pixels, 850 nits
Battery Capacity	730 mAh Lithium-Polymer
Battery Life	5-7 days (daily use), up to 50 days (standby)
Charging Time	Approx. 2.5 hours (magnetic charging)
Water Resistance	3 ATM
Connectivity	Bluetooth 5.0 / 5.3
Operating System	Wear OS (compatible with Android 5.0+, iOS 11.0+)
Memory Storage	256 MB

Feature	Specification
Special Features	LED Light, Pedometer, Fitness Tracker, Heart Rate Monitor, SpO2, Sleep Tracker, Bluetooth Calls, Music Player, Voice Assistant, Reminders, Alarms, Notifications, Sedentary Reminder, Calculator
Compatible Devices	Smartphone
Weight	83g




8. WARRANTY AND SUPPORT




The LIGE Smartwatch Model EF14-I comes with a 2-year warranty. Additionally, a 30-day return policy is typically offered. For technical support or warranty claims, please refer to the contact information provided with your purchase or visit the official LIGE support website.



© 2025 LIGE. All rights reserved.

Related Documents - EF14-I

	<p>ST1 Smartwatch: Features, Setup, and User Guide</p> <p>Comprehensive guide to the ST1 smartwatch, covering setup, pairing, features like heart rate monitoring, step tracking, training, sleep, notifications, and Bluetooth call functionality. Includes troubleshooting and app download instructions.</p>
	<p>LIGE Smartwatch User Manual and Product Information</p> <p>Comprehensive guide for the LIGE Smartwatch, covering setup, features, and support information. Learn how to adjust your strap and access tutorials.</p>
	<p>LIGE Sports Smart Watch User Manual</p> <p>User manual for the LIGE Sports Smart Watch, detailing setup, pairing with the FitCloudPro app, watch functions like step counting, heart rate monitoring, sleep tracking, weather, music control, and message notifications. Includes app features such as data synchronization and customizable watch faces.</p>

	<p>LIGE Smart Watch User Manual and Guide</p> <p>Official user manual for the LIGE Smart Watch, providing instructions on setup, features, health tracking, fitness modes, and connectivity for Android and iOS devices.</p>
<p>Smart Health Bracelet</p> 	<p>LIGE Smart Health Bracelet User Manual: Features, Setup, and Safety</p> <p>Comprehensive user manual for the LIGE Smart Health Bracelet. Learn about its features including heart rate monitoring, SpO2, sleep tracking, multi-sport modes, and IP68 water resistance. Includes setup instructions, app usage, fault resolution, and important safety guidelines.</p>
<p>Smart Health Bracelet</p>  <p>User Manual</p>	<p>Smart Health Bracelet User Manual - LIGE</p> <p>Comprehensive user manual for the LIGE Smart Health Bracelet, covering product introduction, setup, features, app usage, safety tips, and troubleshooting.</p>