

## Ensenior ERL-9X-ETL

# Ensenior 4-Inch Ultra-Thin LED Recessed Light Instruction Manual

Model: ERL-9X-ETL

## 1. SAFETY INFORMATION

Please read and understand all instructions before beginning installation. Failure to do so may result in electric shock, fire, or other injuries that could be hazardous or even fatal. Keep this manual for future reference.

- **WARNING:** Risk of electric shock. Disconnect power at the fuse or circuit breaker before installing or servicing.
- **WARNING:** Risk of fire. Minimum 90°C supply conductors. Consult a qualified electrician to ensure correct branch circuit conductor.
- Do not make or alter any open holes in an enclosure of wiring or electrical components during kit installation.
- To prevent wiring damage or abrasion, do not expose wiring to edges of sheet metal or other sharp objects.
- This product is suitable for damp locations.
- IC Rated: Suitable for direct contact with insulation.
- Ensure all connections are secure and correct according to local electrical codes.

## 2. PACKAGE CONTENTS

Verify that all components are present before installation:

- Recessed Light (4-inch Ultra-Thin LED Panel)
- Junction Box Kit (Driver)




Image: A 20-pack of Ensenior 4-inch LED recessed lights and their accompanying junction boxes.

### 3. SPECIFICATIONS

Feature	Specification
Brand	Ensenior
Light Type	LED
Model Name	4I-5CCT-20PACK (ERL-9X-ETL)
Wattage	9 Watts
Brightness	750 Lumens
Color Temperature (CCT)	2700K, 3000K, 3500K, 4000K, 5000K (5CCT Selectable)
Voltage	120 Volts

Dimming	5%-100% Smooth Dimmable
Material	Aluminum
Product Dimensions	4.72 x 4.72 x 0.94 inches
Average Life	50,000 Hours
Certifications	ETL, FCC, IC Rated, Energy Star, UL
Indoor/Outdoor Usage	Indoor (Damp Rated)



## Product Dimension



Image: Detailed product dimensions for the 4-inch recessed light and its junction box.

### 4. INSTALLATION INSTRUCTIONS (SETUP)

Follow these steps for a hassle-free installation:

1. **Turn Off Power:** Before starting any electrical work, ensure the power supply to the installation area is turned off at the circuit breaker.
2. **Cut a Hole:** Use the provided template to cut a hole in the ceiling. The recommended hole size is 4.25 inches (10.8 cm).
3. **Connect Wiring:** Open the junction box. Connect the household electrical wires (live, neutral, ground) to the corresponding wires inside the junction box using the provided UL-listed push-in connectors. Ensure all connections are secure.
4. **Connect Light Panel:** Connect the male/female cable from the junction box to the light panel.
5. **Mount Light:** Gently push the spring clips on the light panel upwards and insert the light into the ceiling hole. The clips will secure the light firmly against the ceiling.



## Hassle-Free Installation



Image: Visual guide for the installation process, including cutting the hole, connecting wires, connecting the light panel, and mounting.

Video: An overview of the Ensenior Ultra-Thin LED Recessed Ceiling Light, demonstrating its features and ease of installation.

Video: Demonstrates the ultra-thin design and canless installation of the Ensenior recessed light.

## 5. OPERATING INSTRUCTIONS

---

### 5.1. Color Temperature (CCT) Selection

The Ensenior recessed light features 5 CCT options, allowing you to choose the perfect light for any space. A switch located on the side of the junction box allows you to select between 2700K (Warm White), 3000K (Soft White), 3500K (Neutral White), 4000K (Cool White), and 5000K (Daylight).

- **2700K:** Ideal for bedrooms, creating a cozy and relaxing atmosphere.
- **3000K:** Suitable for bathrooms, providing a soft and inviting glow.
- **3500K:** Great for studies, offering balanced and comfortable lighting.
- **4000K:** Perfect for kitchens, providing bright and clear illumination for tasks.
- **5000K:** Best for living rooms, offering vibrant and energetic lighting.



# 5CCT in One

One Click, Perfect Light for Every Space



Image: Visual representation of the 5 CCT options and their recommended applications in various rooms.

## 5.2. Dimming Functionality

The Ensenior recessed light is 5%-100% smoothly dimmable, compatible with most standard dimmers. This allows you to adjust the brightness to suit your preference and activity.

- Ensure your dimmer switch is compatible with LED lighting. Refer to the dimmer compatibility guide for recommended models.
- Adjust the dimmer to achieve the desired light intensity.

## 5%-100% Smooth Dimming




Image: Demonstrates the smooth dimming capability from 5% to 100% brightness in different environments.

# Dimmer Compatibility Guide

<b>Lutron</b>		<b>FP: Forward Phase Control</b>	<b>RP: Reverse Phase Control</b>
Model	Rating	Model	Rating
DVCL-153P(FP)	★★★★★	RRD-6NA(RP)	★★★★★
DVCL-253P(FP)	★★★★★	MSCL-OP153M(FP)	★★★★☆
DVWCL-153PH(FP)	★★★★★	MSCL-VP153M(FP)	★★★★☆
LECL-153P(FP)	★★★★☆	DVRP-253P(FP)	★★★★☆
LGCL-153P(FP)	★★★★☆	MA-PRO(RP)	★★★★☆
SCL-153P(FP)	★★★★☆	RRD-PRO(RP)	★★★★☆
AYCL-153P(FP)	★★★★☆	GT-5NEM(RP)	★★★★☆
TGCL-153PH(FP)	★★★★☆	NTRP-250(RP)	★★★★☆
CTCL-153P(FP)	★★★★☆	CTRP-253P(RP)	★★★★☆
CTCL-150H(FP)	★★★★☆	PD-6WCL(FP)	★★★★★
STCL-153P(FP)	★★★★☆	PD-10NXD(FP)	★★★★★
MACL-153M(FP)	★★★★★	P-BDG-PKG1P(FP)	★★★★★
MACL-153M-RHM(FP)	★★★★★	PD-5NE(RP)	★★★★★
MA-PRO(FP)	★★★★★		

<b>Zoos</b>	
Model	Rating
Zen27(FP)	★★★★★



Note: Other models may also be suitable.

Image: A table listing compatible dimmer models from Lutron and Zoos, indicating Forward Phase Control (FP) and Reverse Phase Control (RP).

## 6. MAINTENANCE

The Ensenior LED recessed light is designed for long-lasting performance with minimal maintenance.

- **Cleaning:** Ensure the power is off before cleaning. Wipe the light surface with a soft, dry cloth. Do not use harsh chemicals or abrasive cleaners.
- **Bulb Replacement:** The LED chips are integrated and not user-replaceable. The fixture has a long lifespan of 50,000 hours.
- **Inspection:** Periodically check for any loose connections or damage to the wiring. If any issues are found, consult a qualified electrician.



## 7. TROUBLESHOOTING

If you encounter any issues with your Ensenior recessed light, refer to the following common problems and solutions:

Problem	Possible Cause	Solution
Light does not turn on	No power supply; Loose wiring; Faulty light/driver	Check circuit breaker; Verify all wire connections; Test with a known working light/driver.
Light flickers	Incompatible dimmer; Loose wiring; Voltage fluctuations	Ensure dimmer is LED compatible (refer to compatibility guide); Check wiring connections; Consult electrician for voltage issues.
Light is too dim/bright	Dimmer setting; Incorrect CCT selection	Adjust dimmer switch; Change CCT setting on the junction box.
Light color is inconsistent	CCT switch not fully engaged	Ensure the CCT switch on the junction box is firmly set to one position.







If the problem persists after trying these solutions, please contact Ensenior customer service for assistance.

## 8. WARRANTY AND SUPPORT

Ensenior stands behind the quality of its LED recessed lighting products.

- **Warranty:** This product is covered by a **5-Year Warranty** from the date of purchase.
- **Lifespan:** Designed for a long operational life of **50,000 hours**.
- **Customer Service:** For any questions, concerns, or warranty claims, please contact Ensenior customer service. We offer **7/24 customer service** and aim for a **12-hour quick response**.

Please retain your proof of purchase for warranty validation.

	<p><a href="#"><u>Ensenior LED Can Lights: Troubleshooting Guide and User Manual</u></a></p> <p>Ensenior's user manual provides essential troubleshooting steps for their 5/6 inch LED Can Lights. Address common issues such as lights not turning on, dimming problems, flickering, and buzzing sounds. Learn about compatible dimmers, proper installation, and contact Ensenior for support. Features ETL, Energy Star, FCC, and ROHS certifications.</p>
	<p><a href="#"><u>Ensenior Ultra-Thin LED Recessed Lighting User Manual</u></a></p> <p>Comprehensive user manual for Ensenior Ultra-Thin LED Recessed Lighting, covering installation, features, and specifications for various models.</p>
	<p><a href="#"><u>Ensenior LED Ceiling Light User Manual and Troubleshooting Guide</u></a></p> <p>Comprehensive user manual for Ensenior LED Ceiling Lights, covering installation, troubleshooting common issues like unlit or flickering lights, dimmer compatibility, and product specifications. Includes warranty information and customer support contact details.</p>
	<p><a href="#"><u>Ensenior 52\" Ceiling Fan with Light and Remote Control User Manual</u></a></p> <p>Comprehensive user manual for the Ensenior 52" Ceiling Fan, detailing installation, operation, troubleshooting, and safety instructions for models 52-335, 52-425, and 52-322.</p>
	<p><a href="#"><u>Ensenior Solar Motion Activated Security Light User Manual</u></a></p> <p>This user manual provides instructions for the Ensenior Solar Motion Activated Security Light, covering installation, features, modes, and frequently asked questions. It details how to set up the motion light, solar panel, and remote control for optimal performance.</p>
	<p><a href="#"><u>Ensenior LED Can Lights: Troubleshooting Guide and User Manual</u></a></p> <p>Ensenior's user manual provides essential troubleshooting steps for their 5/6 inch LED Can Lights. Address common issues such as lights not turning on, dimming problems, flickering, and buzzing sounds. Learn about compatible dimmers, proper installation, and contact Ensenior for support. Features ETL, Energy Star, FCC, and ROHS certifications.</p>

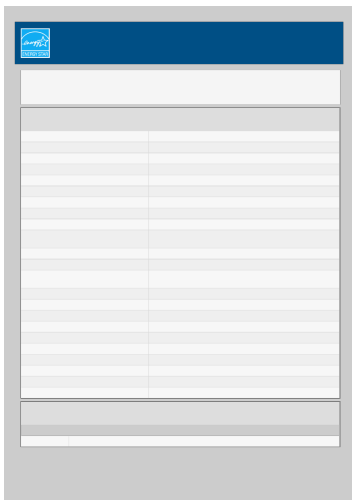


#### [\[pdf\]](#) Specifications

Ensenior ERL 9X ETL 3500K ENERGY STAR Certified Light Fixtures v2.2 certification information for Product ID 2395048 Specification Version 2022 08 28 energystar gov productfinder product certified light fixtures details export |||

ENERGY STAR CERTIFIED Light Fixtures Ensenior - **ERL-9X-ETL** 3500K : **ERL-9X-ETL** 3500K Specifications ENERGY STAR Unique ID: ENERGY STAR Partner: Brand Name: Model Name: Model Number: Indoor/Outdoor: Fixture Type: Technology: Total Light Output lumens : Appearance/Correlated Color Temperature K ...

lang:en **score:47** filesize: 19.75 K page\_count: 1 document date: 2022-08-28



#### [\[pdf\]](#) Specifications

Ensenior LED Recessed Downlight ERL 9X ETL SD 3000K ENERGY STAR Certified Light Fixtures v2.2 certification information for Product ID 2365535 Specification Version 2022 08 28 energystar gov productfinder product certified light fixtures details export |||

ENERGY STAR CERTIFIED Light Fixtures Ensenior - LED Recessed Downlight : **ERL-9X-ETLSD** 3000K Specifications ENERGY STAR Unique ID: ENERGY STAR Partner: Brand Name: Model Name: Model Number: Indoor/Outdoor: Fixture Type: Technology: Total Light Output lumens : Appearance/Correlated Color Temperat...

lang:en **score:46** filesize: 19.9 K page\_count: 1 document date: 2022-08-28

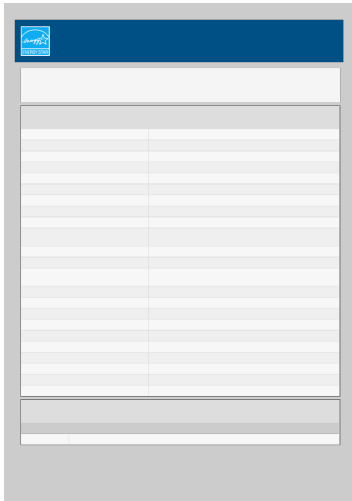


#### [\[pdf\]](#) Specifications

Ensenior LED Recessed Downlight ERL 9X ETL CCT ENERGY STAR Certified Light Fixtures v2.2 certification information for Product ID 2364696 Specification Version 2022 08 28 energystar gov productfinder product certified light fixtures details export |||

ENERGY STAR CERTIFIED Light Fixtures Ensenior - LED Recessed Downlight : **ERL-9X-ETL-CCT** Specifications ENERGY STAR Unique ID: ENERGY STAR Partner: Brand Name: Model Name: Model Number: Indoor/Outdoor: Fixture Type: Technology: Total Light Output lumens : Appearance/Correlated Color Temperature ...

lang:en **score:45** filesize: 19.84 K page\_count: 1 document date: 2022-08-28



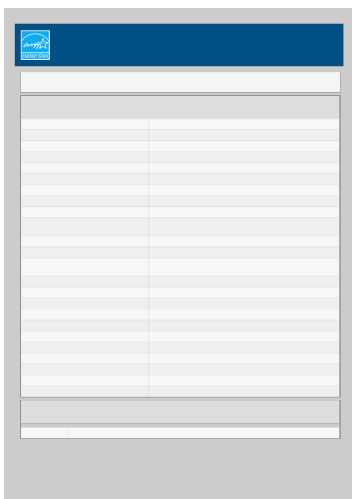
[\[pdf\]](#) Specifications

Ensenior LED Recessed Downlight ERL 9X ETL SD 3000K ENERGY STAR Certified Light Fixtures v2 2 certification information for Product ID 2365535 Specification Version CERTIFIED Created Date 17 2022 7 16 26 AM 08 25 energystar gov productfinder product certified light fixtures details export ||| ENERGY STAR CERTIFIED Light Fixtures Ensenior - LED Recessed Downlight : **ERL-9X-ETLSD** 3000K Specifications ENERGY STAR Unique ID: ENERGY STAR Partner: Brand Name: Model Name: Model Number: Indoor/Outdoor: Fixture Type: Technology: Total Light Output lumens : Appearance/Correlated Color Temperat... lang:en **score:45** filesize: 19.9 K page\_count: 1 document date: 2022-08-26



[\[pdf\]](#) Specifications

Ensenior LED Recessed Downlight ERL 9X ETL CCT ENERGY STAR Certified Light Fixtures v2 2 certification information for Product ID 2364696 Specification Version CERTIFIED Created Date 6 2022 07 49 AM 08 26 energystar gov productfinder product certified light fixtures details export ||| ENERGY STAR CERTIFIED Light Fixtures Ensenior - LED Recessed Downlight : **ERL-9X-ETL-CCT** Specifications ENERGY STAR Unique ID: ENERGY STAR Partner: Brand Name: Model Name: Model Number: Indoor/Outdoor: Fixture Type: Technology: Total Light Output lumens : Appearance/Correlated Color Temperature ... lang:en **score:44** filesize: 19.84 K page\_count: 1 document date: 2022-08-26



[\[pdf\]](#) Specifications

Ensenior ERL 9X ETL 3500K ENERGY STAR Certified Light Fixtures v2 2 certification information for Product ID 2395048 Specification Version CERTIFIED Specifications Unique Partner Rui Qing Innovation Technology Guangzhou Co Ltd Brand Name Model Number Indoor Outdoor Fixture Type Downlight Recessed LED Total Output 2022 08 26 energystar gov productfinder product certified light fixtures details export ||| ENERGY STAR CERTIFIED Light Fixtures Ensenior - **ERL-9X-ETL** 3500K : **ERL-9X-ETL** 3500K Specifications ENERGY STAR Unique ID: ENERGY STAR Partner: Brand Name: Model Name: Model Number: Indoor/Outdoor: Fixture Type: Technology: Total Light Output lumens : Appearance/Correlated Color Temperature K ... lang:en **score:43** filesize: 19.75 K page\_count: 1 document date: 2022-08-26