

Cillso IDW26

Cillso IDW26 Smart Watch User Manual

Model: IDW26

1. INTRODUCTION

This manual provides detailed instructions for the setup, operation, and maintenance of your Cillso IDW26 Smart Watch. Please read this manual thoroughly before using your device to ensure proper functionality and to maximize your user experience.



Image: The Cillso IDW26 Smart Watch, showcasing its main display with various metrics and a separate screen illustrating an incoming call.

2. WHAT'S IN THE BOX

- 1x Cillso IDW26 Smart Watch
- 1x Type-C Magnetic Charging Cable
- 1x User Manual



Image: A visual representation of the Cillso IDW26 Smart Watch packaging contents, showing the watch, its magnetic charging cable, and the included user manual.

3. SETUP AND INITIAL USE

3.1 Charging the Device

Before first use, fully charge your Cillso IDW26 Smart Watch. Connect the magnetic charging cable to the charging points on the back of the watch and plug the USB end into a power adapter (not included) or a computer's USB port. A full charge typically takes approximately 1.5 to 2 hours.

Personalize Beyond Limits



IP68 Waterproof



Hand washing



Raining



Perspire



Image: The rear view of the Cillso IDW26 Smart Watch, highlighting the optical sensor for health monitoring and the two metallic contacts for magnetic charging.

3.2 App Installation and Pairing

To unlock the full functionality of your Cillso IDW26 Smart Watch, you need to install the companion application on your smartphone. The watch is compatible with smartphones running iOS 9.0+ and Android 5.0+ (or later versions).

1. **Download the App:** Scan the QR code provided in the watch's packaging or search for "VeryFit" in your smartphone's app store (App Store for iOS, Google Play Store for Android).
2. **Enable Bluetooth:** Ensure Bluetooth is enabled on your smartphone.
3. **Open the App:** Launch the "VeryFit" app and follow the on-screen instructions to create an account or log in.
4. **Add Device:** Within the app, navigate to the "Add Device" section. The app will search for nearby devices.
5. **Select Your Watch:** Select "IDW26" from the list of found devices.
6. **Confirm Pairing:** A pairing request will appear on your phone and watch. Confirm the pairing on both devices.
7. **Allow Notifications:** Grant the app necessary permissions, especially for notifications, to ensure messages and calls are displayed on your smartwatch.

For certain message notifications, the "GloryFit" app may also be mentioned in some contexts. If you encounter issues with

specific message types, verify settings within both "VeryFit" and "GloryFit" if both are installed, or consult the app's help section.

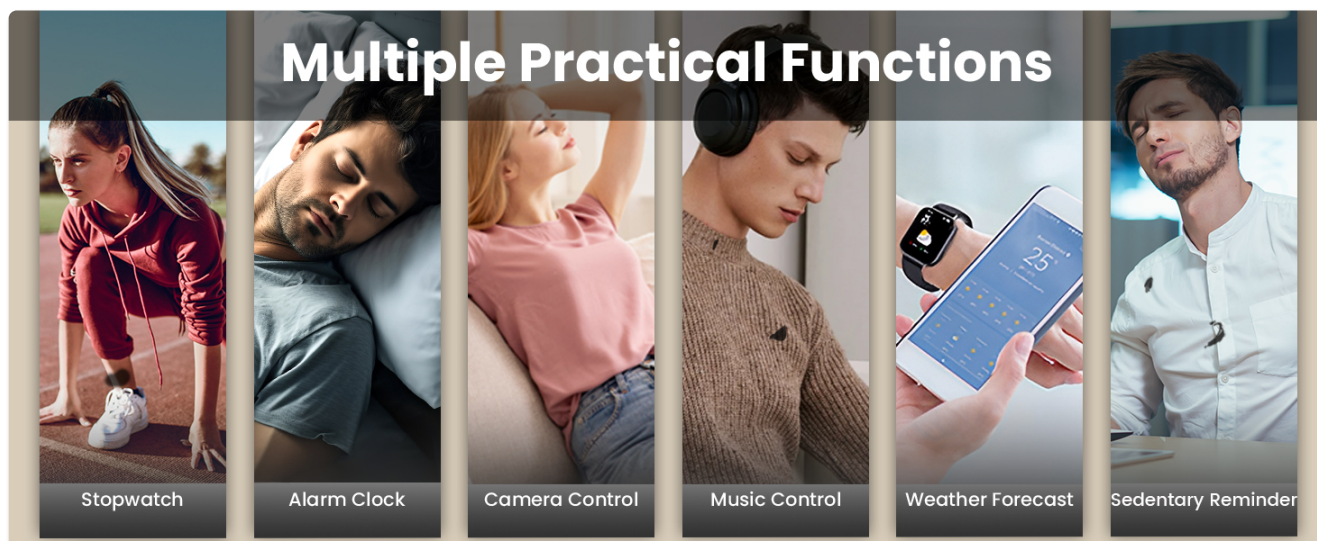


Image: A visual guide demonstrating the pairing process for the Cillso IDW26 Smart Watch, from enabling Bluetooth to confirming the connection and allowing notifications.

For further assistance with app installation and pairing, you can visit the official support page:<https://t.ido.ink/eAriqu>

4. OPERATING THE SMART WATCH

4.1 Touchscreen Navigation

- **Swipe Up/Down:** Scroll through menus and notifications.
- **Swipe Left/Right:** Access quick widgets or different feature screens.
- **Tap:** Select an item or confirm an action.
- **Press and Hold:** Customize watch faces (on the home screen).

4.2 Side Button Functionality

The physical button on the side of the watch typically serves the following functions:

- **Short Press:** Wake up the screen, return to the previous screen, or go back to the home screen.
- **Long Press:** Power on/off the device, or access a quick menu (e.g., restart, power off).

5. KEY FEATURES

5.1 Bluetooth Calling and Message Notifications

The Cillso IDW26 Smart Watch features Bluetooth 5.3 for stable connectivity, allowing you to make and answer calls directly from your wrist. It includes a sensitive microphone and speaker for clear communication. Once paired with the "GloryFit" or "VeryFit" app, you will receive notifications for incoming calls, SMS messages, and alerts from various social media applications (e.g., Facebook, Twitter, WhatsApp, Instagram). Notifications are delivered via intuitive customizable vibrations.

1.83-inch HD Screen

1.83-inch HD screen delivers vividly clear details with professional sharp display technology



Image: The Cillso IDW26 Smart Watch showing a message notification from WeChat and an incoming call interface with options to answer or decline.

5.2 Built-in Alexa Voice Control

Access Amazon Alexa's intelligent voice assistant directly from your wrist. Speak commands to check news, weather, calendar updates, set reminders, control smart home devices, and manage music playback. This feature enhances hands-free operation and daily efficiency.



24/7 Health Tracking

The smartwatch is equipped with the high-precision LC10A optical sensor, enabling continuous monitoring of key health metrics including heart rate, breath training, and sleep patterns.

Image: A user interacting with the Cillso IDW26 Smart Watch's built-in AI voice assistant, asking questions like "What time is it?" and "Weather today?".

5.3 1.83" HD Display and Customization

The smartwatch features a 1.83-inch HD display with 3D tempered glass, offering a resolution of 320x385 pixels for clear visuals and high touch sensitivity. The 4-level adjustable brightness ensures readability in various lighting conditions. Through the "VeryFit" app, you can choose from over 130 watch faces or create custom designs using your own photos.


Communication Hub

What time is it?

May I call you later?

Weather today?

Built-in AI Voice Assistant



Message Notification



Bluetooth 5.3 HD Calling

Image: A detailed view of the Cillso IDW26 Smart Watch's 1.83-inch HD screen, emphasizing its clarity and display technology.

IP68 Waterproof

Meet your daily waterproof needs



Hand washing



Raining



Perspire



No diving



Image: A demonstration of the Cillso IDW26 Smart Watch's customization options, showing multiple watch face designs and the process of selecting or creating a personalized dial through the app.

5.4 24/7 Health Monitoring

Equipped with a high-precision optical sensor, the IDW26 Smart Watch provides continuous health monitoring:

- **Heart Rate Monitoring:** Tracks your heart rate in real-time, providing insights into your cardiovascular health.
- **Sleep Monitoring:** Analyzes sleep quality by identifying deep sleep, light sleep, and awake phases, offering suggestions for improved sleep habits.
- **Blood Oxygen (SpO2) Tracking:** Monitors your blood oxygen levels for essential wellness insights.
- **Breath Training:** Guides you through breathing exercises with gentle vibrations and visual cues to help calm your mind and body.

24/7 Health Monitoring





Heart Rate

Continuous monitoring for complete heart health





Sleep

Monitor all sleep stages. Understand your sleep quality





Blood Oxygen

Track day-night SpO2 for essential wellness insights





Breath Training

Gentle vibrations and visual cues guide your breathing

Image: A composite image illustrating the 24/7 health monitoring capabilities of the Cillo IDW26 Smart Watch, including heart rate, sleep tracking, blood oxygen measurement, and guided breath training.

5.5 120+ Sports Modes

The fitness tracker supports over 120 professional sport modes, covering a wide range of indoor and outdoor activities such as running, cycling, soccer, and more. High-precision sensors accurately track steps, distance, calories burned, and workout duration, assisting in performance analysis and training plan optimization.

120+ Sports Modes



24h activity tracking



120+ Sports Modes



More detailed exercise data



Image: A person hiking with the Cillso IDW26 Smart Watch, alongside graphics illustrating the watch's 24-hour activity tracking and icons representing over 120 sports modes.

5.6 IP68 Waterproof Rating

With an IP68 rating, the smartwatch is resistant to sweat, rain, and can be worn during handwashing. It is not suitable for swimming or hot showers.



5-7 Days Battery Life
30 Days Standby Time
2 Hrs Charging Time



Camera Control



Call



Find Phone



Clock



Stress



Weather Forecast



Alarm Clock



Music Control




Image: The Cillso IDW26 Smart Watch shown with water droplets, visually representing its IP68 waterproof capabilities for daily activities like hand washing, exposure to rain, and perspiration.

5.7 Additional Functions

The Cillso IDW26 Smart Watch includes several practical features to enhance daily convenience:

- **Alarm Clock:** Set multiple alarms.
- **Stopwatch & Timer:** For precise timekeeping during activities.
- **Phone Locator:** Helps find your paired smartphone.
- **Camera Control:** Remotely control your phone's camera.
- **Music Control:** Manage music playback on your smartphone.
- **Weather Forecast:** Get real-time weather updates.
- **Sedentary Reminder:** Prompts you to move after periods of inactivity.

Message Notification

Smartwatch provides instant vibrating alerts for social media notifications. Simply lift your wrist to view messages




Image: A collage of images depicting various practical functions of the Cillso IDW26 Smart Watch, including stopwatch, alarm clock, camera control, music control, weather forecast, and sedentary reminder.

6. BATTERY LIFE AND CHARGING

The Cillso IDW26 Smart Watch is powered by a 300mAh battery designed for low power consumption.

- **Usage Time:** Up to 5-7 days with typical use.
- **Standby Time:** Up to 30 days.
- **Charging Time:** Approximately 1.5 hours for a full charge.

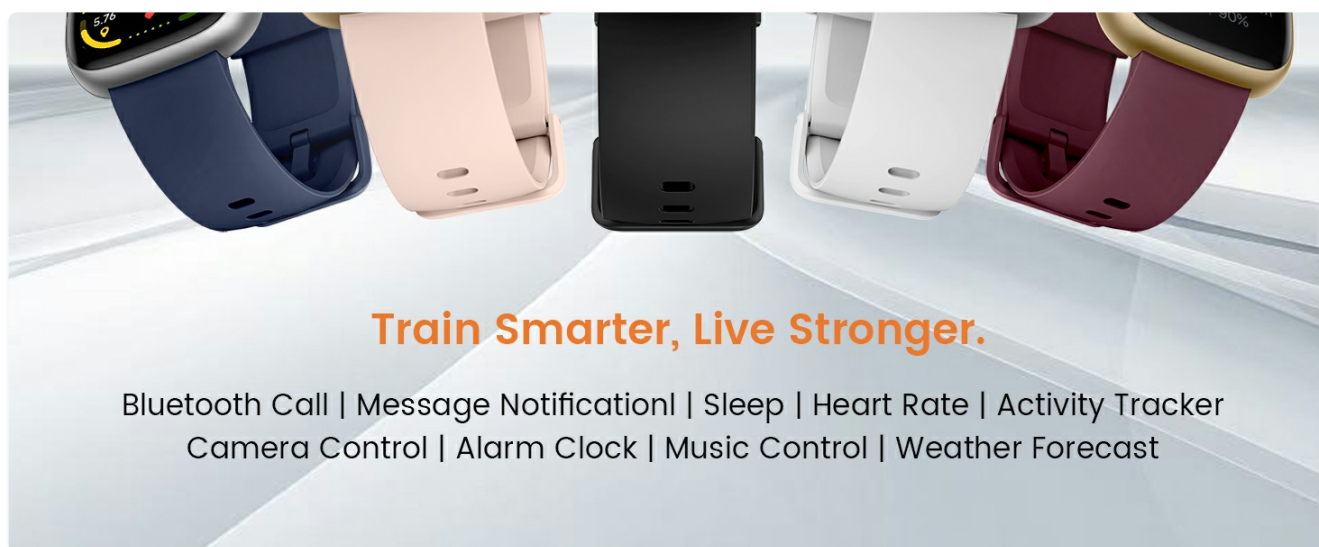


Image: A graphic illustrating the battery performance of the Cillso IDW26 Smart Watch, detailing its 2-hour charging time, 7 days of normal use, and 30 days of standby time.

7. MAINTENANCE AND CARE

- **Cleaning:** Wipe the watch and strap regularly with a soft, dry cloth. If necessary, use a slightly damp cloth and then dry thoroughly.
- **Avoid Chemicals:** Do not use harsh chemicals, cleaning solvents, or strong detergents, as these can damage the watch's finish and seals.
- **Water Exposure:** While IP68 rated, avoid prolonged submersion, hot water, or steam. Dry the watch thoroughly if it gets wet.
- **Temperature:** Avoid exposing the watch to extreme temperatures (very hot or very cold) or direct sunlight for

extended periods.

- **Impact:** Protect the watch from strong impacts or drops.

8. TROUBLESHOOTING

If you encounter issues with your Cillso IDW26 Smart Watch, please refer to the following common solutions:

- **Watch not turning on:** Ensure the watch is fully charged. Connect it to the charger for at least 10 minutes.
- **Cannot pair with phone:**
 - Ensure Bluetooth is enabled on your phone and the watch.
 - Make sure the watch is within range of your phone.
 - Restart both your phone and the watch.
 - Try unpairing and re-pairing the device through the "VeryFit" app.
 - Check if the "VeryFit" app has all necessary permissions enabled on your phone.
- **Notifications not appearing:**
 - Ensure the watch is successfully paired and connected to the app.
 - Verify that notification permissions are granted to the "VeryFit" app in your phone's settings.
 - Check the notification settings within the "VeryFit" app to ensure specific app notifications are enabled.
 - Ensure your phone's notification bar displays the messages; if not, the watch cannot receive them.
- **Inaccurate health data:**
 - Ensure the watch is worn snugly on your wrist, not too tight or too loose.
 - Clean the sensor on the back of the watch.
 - Avoid excessive movement during measurements.
- **Short battery life:**
 - Reduce screen brightness.
 - Disable continuous heart rate monitoring if not needed.
 - Limit the number of apps sending notifications to the watch.
 - Ensure the watch is fully charged each time.

If these steps do not resolve your issue, please contact Cillso customer support.

9. SPECIFICATIONS

Feature	Detail
Model Name	IDW26
Brand	Cillso
Screen Size	1.83 Inches
Screen Resolution	320x385 pixels
Shape	Square
GPS	GPS Via Smartphone

Feature	Detail
Battery Cell Composition	Lithium Polymer
Connectivity Technology	Bluetooth 5.3
Battery Capacity	300 Milliamp Hours
Special Features	Activity Tracker, Alarm Clock, Camera Control, Touchscreen, Weather Forecast, Alexa Built-in, Bluetooth Calling, Heart Rate/Sleep Monitor, 120+ Sports Modes, IP68 Waterproof
Operating System Compatibility	iOS 9.0+, Android 5.0+
Item Weight	10 Grams (0.353 ounces)
Water Resistance	IP68 (Resistant to sweat, rain, handwashing)

10. WARRANTY AND SUPPORT

Cillso is committed to providing quality products and customer service.

10.1 Customer Support

If you have any questions about the product, encounter problems, or require assistance, please contact Cillso customer service through the platform where you purchased the product (e.g., Amazon). Cillso offers 24-hour customer service to help resolve any issues promptly.



Image: A graphic indicating customer support availability, prompting users to contact for assistance with product issues.