

[Manuals.plus](#) /

> [QUASIO](#) /

> [QUASIO Ergonomic Wireless Keyboard Mouse Combo User Manual \(Model B0FCC2GQYP\)](#)

QUASIO B0FCC2GQYP

QUASIO Ergonomic Wireless Keyboard Mouse Combo User Manual

Model: B0FCC2GQYP

INTRODUCTION

This manual provides detailed instructions for the QUASIO Ergonomic Wireless Keyboard Mouse Combo. Designed for comfort and efficiency, this combo offers versatile connectivity and features to enhance your computing experience. Please read this manual thoroughly before use to ensure proper setup and operation.

WHAT'S IN THE BOX

Upon unpacking, please verify that all the following items are included:

- Ergonomic Split Design Wireless Keyboard
- Ergonomic Vertical Wireless Mouse
- 2.4G USB Receiver (typically stored in the mouse battery compartment)
- USB-C Charging Cable
- User Manual



Image: Contents of the QUASIO Ergonomic Wireless Keyboard Mouse Combo package, including the split keyboard, vertical mouse, and USB receiver.

PRODUCT OVERVIEW

Ergonomic Keyboard Design

The QUASIO wireless keyboard features an ergonomic design with a curved palm rest, soft foam padding, a wavy surface, and a split-key layout. This design promotes a natural wrist position, reducing fatigue during extended typing sessions. The keyboard also includes four foldable stands and three anti-slip rubber pads at the bottom, allowing for adjustable height to suit individual preferences.

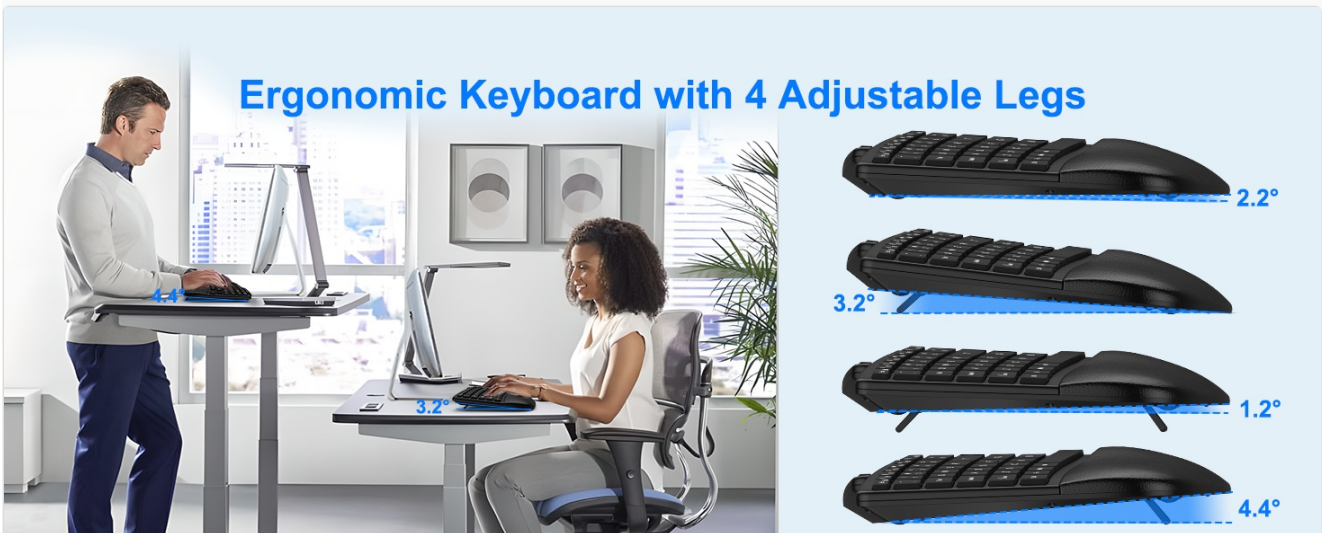


Image: Diagram illustrating the ergonomic split design of the keyboard and optimal hand positioning for comfort.



Image: Side profile of the keyboard demonstrating the four adjustable leg positions for varied typing angles.

Ergonomic Vertical Mouse

The accompanying wireless vertical mouse is scientifically designed to conform to the natural shape of the hand and wrist. This vertical orientation reduces wrist strain, making it suitable for prolonged use. It offers three adjustable DPI settings (800/1200/1600) for precise cursor control and features optical tracking technology for smooth performance on various surfaces.



Image: Illustration of the ergonomic vertical mouse design, highlighting how it supports the natural hand position to prevent wrist pain.

SETUP

Connectivity Options

This combo supports both Bluetooth and 2.4G USB wireless connection modes. It can connect to up to three devices simultaneously: two via Bluetooth and one via the 2.4G USB receiver. This allows for quick switching between connected computers, tablets, and smartphones.




Image: Visual representation of the keyboard and mouse connected to a laptop, tablet, and smartphone using 2.4G and Bluetooth channels.

Pairing Instructions

1. **For 2.4G USB Connection:** Insert the 2.4G USB receiver (found in the mouse's battery compartment) into an available USB port on your device. The keyboard and mouse should connect automatically.
2. **For Bluetooth Connection (Keyboard):**
 - Turn on the keyboard.
 - Press and hold the Bluetooth 1 (BT1) or Bluetooth 2 (BT2) button on the keyboard until the indicator light flashes, indicating pairing mode.
 - On your device, go to Bluetooth settings and select the keyboard from the list of available devices to pair.
3. **For Bluetooth Connection (Mouse):**
 - Turn on the mouse.
 - Press the mode switch button on the bottom of the mouse to select BT1 or BT2.
 - Press and hold the selected BT button until the indicator light flashes.

- On your device, go to Bluetooth settings and select the mouse from the list of available devices to pair.

For a visual guide on setting up the keyboard and mouse, please refer to the video below:

Your browser does not support the video tag.

Video: A demonstration of the setup process for the QUASIO Ergonomic Wireless Keyboard Mouse Combo, including unboxing and connecting to a laptop.

OPERATING INSTRUCTIONS

Multi-Device Switching

To switch between connected devices, simply press the corresponding Bluetooth 1 (BT1), Bluetooth 2 (BT2), or 2.4G button on the keyboard or the mode switch button on the mouse. The devices will seamlessly transition between connections.

DPI Adjustment (Mouse)

The vertical mouse offers three DPI settings (800/1200/1600) to adjust cursor sensitivity. Press the DPI button on the mouse to cycle through the available settings and select your preferred speed.




Image: Diagram illustrating the DPI adjustment button and the different sensitivity levels available on the vertical mouse.

CHARGING

Both the keyboard and mouse are rechargeable via the included USB-C charging cable. A full charge typically lasts 2-3 months, depending on daily usage. The devices feature intelligent power-saving functions, entering sleep mode after 30 minutes of inactivity to conserve battery life. Manual power switches are also available to turn them off when not in use.

WIDELY COMPATIBLE



Windows



Mac Os



Android



iOS



Image: The keyboard and mouse being charged via a USB-C cable, with indicator lights showing charging status.

COMPATIBILITY

This wireless keyboard and mouse combo is compatible with a wide range of operating systems, including Windows 7 and above, Mac OS, Android, and iOS. It works effectively with desktops, Chromebooks, PCs, laptops, and smartphones.

ERGONOMIC WIRELESS VERTICAL MOUSE



Image: Icons representing compatibility with Windows, Mac OS, Android, and iOS devices.

MAINTENANCE

To ensure the longevity and optimal performance of your QUASIO Ergonomic Wireless Keyboard Mouse Combo, follow these maintenance guidelines:

- **Cleaning:** Use a soft, dry cloth to wipe down the keyboard and mouse. For stubborn dirt, a slightly damp cloth with mild soap can be used, ensuring no liquid enters the devices.
- **Storage:** Store the devices in a cool, dry place away from direct sunlight and extreme temperatures.
- **Battery Care:** Avoid fully discharging the batteries frequently. Charge them regularly to maintain battery health.
- **Avoid Drops:** Handle the devices with care to prevent damage from drops or impacts.

TROUBLESHOOTING

If you encounter any issues with your QUASIO Ergonomic Wireless Keyboard Mouse Combo, please refer to the

following common solutions:

- **Connection Issues:**

- Ensure the devices are fully charged.
- Verify that the 2.4G USB receiver is securely plugged in, or that Bluetooth is enabled on your device and the correct channel is selected on the keyboard/mouse.
- Try re-pairing the devices according to the setup instructions.

- **Lag or Unresponsive Input:**

- Check for interference from other wireless devices.
- Ensure the devices are within the effective operating range (typically up to 33 feet).
- For the mouse, try adjusting the DPI setting.

- **Charging Problems:**

- Ensure the USB-C cable is properly connected to both the device and a power source.
- Try using a different USB port or charging adapter.

If problems persist, please contact customer support for further assistance.

SPECIFICATIONS

Feature	Detail
Product Dimensions	14.8 x 8.3 x 1.6 inches
Item Weight	2.53 pounds
ASIN	B0FCC2GQYP
Batteries	1 Nonstandard Battery (included)
Connectivity Technology	2.4Ghz Wireless, Bluetooth
Special Features	Ergonomic, Rechargeable, Wrist Rest
Compatible Devices	Laptop, Personal Computer, Android, iOS
Manufacturer	Deying
Color	Black

WARRANTY AND SUPPORT

All QUASIO items come with a 12-month warranty. If you encounter any issues or require support, even after the Amazon return period, please contact us via our after-sales email. We are committed to providing a satisfactory solution.

For further assistance, please visit the [QUASIO Store on Amazon](#).

