

[Manuals.plus](#) /

> [YITAHOME](#) /

> YITAHOME Vanity Desk User Manual

YITAHOME MAYIHqQ9RY

YITAHOME Vanity Desk with 32in Mirror User Manual

Model: MAYIHqQ9RY | Brand: YITAHOME

PRODUCT OVERVIEW

The YITAHOME Vanity Desk is a versatile furniture piece designed for various uses, including a vanity, gaming station, or work desk. It features a 32-inch mirror with dimmable LED lighting, integrated Bluetooth speaker, and wireless charging capabilities. The desk also includes ample storage with six drawers, two side shelves, and a pegboard with hooks, all within a 360° rotatable and extendable design for flexible placement.



Image: The YITAHOME Vanity Desk in a room setting, highlighting its mirror, storage, and integrated power hub.

ASSEMBLY INSTRUCTIONS

Assembly of the YITAHOME Vanity Desk is designed to be straightforward. All parts are pre-labeled, and clear instructions are provided to guide you through the process. It is recommended to assemble the desk in the intended final location due to its weight and size.

- Unpack all components and verify against the parts list in the included manual.
- Identify all pre-labeled parts and hardware.
- Follow the step-by-step diagrams and instructions carefully.
- Ensure all connections are secure before use.



Built-in Charging Station

Safety and Convenience for Charging



125V/12A
(2 AC Outlets)



5V/2A
(2 USB Ports)



4.7 Feet
(Power Cord)

Image: The vanity desk configured as a computer desk, demonstrating its flexible and rotatable design.

OPERATING INSTRUCTIONS

32-inch LED Mirror Operation

The integrated 32-inch mirror features dimmable LED lighting with multiple color temperatures, a built-in Bluetooth speaker, and wireless charging pad.

- **Power On/Off:** Touch the power icon on the mirror's surface to turn the LED lights on or off.
- **Adjust Brightness:** Press and hold the brightness icon to dim or brighten the lights.
- **Change Color Temperature:** Tap the color temperature icon to cycle through cold light (6000K for work makeup), natural light (5000K for daily makeup), and warm light (4000K for party makeup).
- **Bluetooth Speaker:** Activate Bluetooth on your device and pair with "YITAHOME Mirror" to play audio through the integrated speaker.
- **Wireless Charging:** Place your Qi-compatible device on the designated wireless charging pad on the mirror base to initiate charging. Ensure proper alignment for optimal charging.

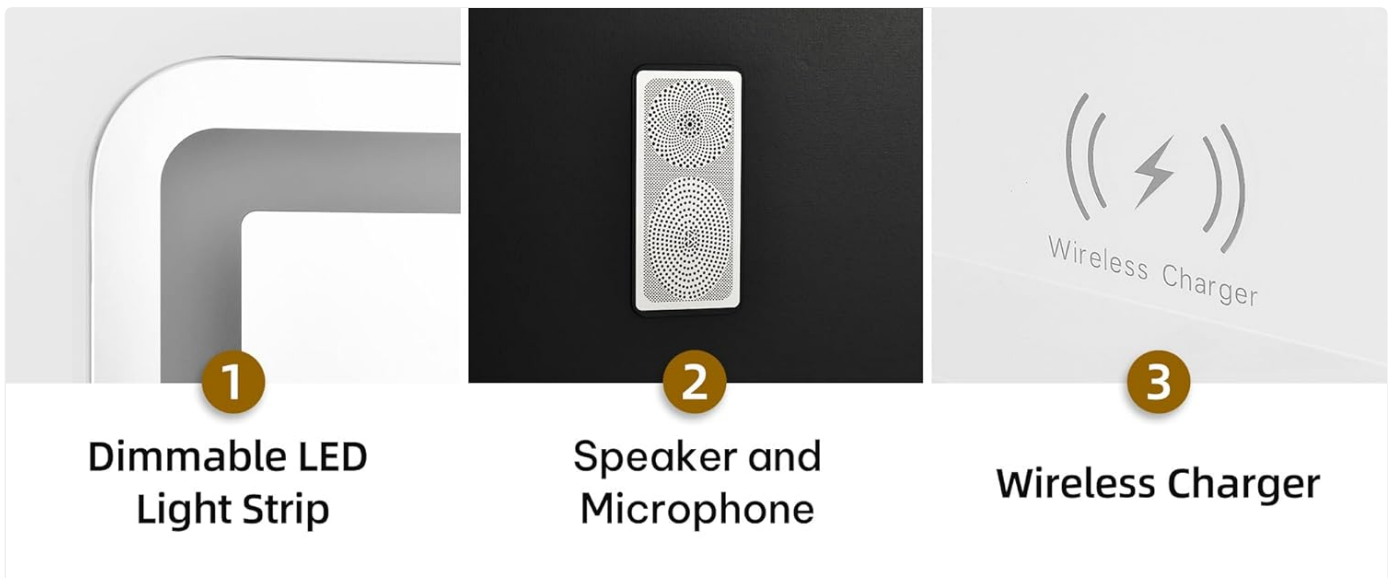


Image: Detailed view of the mirror's key components, including the LED light strip, speaker, and wireless charging area.

Press "⊖" for Changing Mirror Lights ⏻ ⚙️ ⏪




Image: Demonstration of the mirror's adjustable LED lighting, showcasing cold, natural, and warm light options for various makeup needs.

Power Hub Usage

The vanity desk is equipped with a convenient power hub for charging and powering your devices.

- **AC Outlets:** Two 125V/12A AC outlets are available for plugging in electronic devices.
- **USB Ports:** Two 5V/2A USB ports are provided for charging smartphones, tablets, and other USB-powered devices.
- The power hub is connected via a 4.92-foot power cord. Ensure it is plugged into a grounded wall outlet.



Image: Detailed view of the integrated power hub, showing the AC outlets and USB ports for convenient device charging.

FEATURES AND ADJUSTMENTS

360° Rotatable & Extendable Design

The vanity desk features a unique design that allows the main desk surface to rotate 360 degrees and extend, offering maximum flexibility in layout. This allows the desk to stretch up to 78.74 inches, adapting to various room configurations

and user needs.



Image: Visual guide demonstrating the desk's ability to fold, stretch, rotate 360 degrees, and reverse its configuration.

Storage Solutions

The desk provides extensive storage options to keep your items organized.

- **Six Spacious Drawers:** Includes two drawers with acrylic accents for a modern aesthetic.
- **Two Side Shelves:** Conveniently located for easy access to frequently used items.
- **Pegboard with Hooks:** A dedicated pegboard area with two sturdy, detachable hooks for hanging accessories like headphones or small bags. The shelves are height-adjustable.



Image: View of the vanity desk drawers, highlighting the spacious interior and integrated LED lighting.

HEIGHT ADJUSTABLE LOCKERS

Unique side storage design, adjustable up and down, so that your storage space is larger



Image: Detailed view of the height-adjustable side shelves and pegboard, demonstrating their utility for organizing items.

Mirror Installation Options

The 32-inch LED mirror can be placed on the tabletop or mounted on a wall, providing flexibility for your space.

- **Tabletop Placement:** Simply place the mirror on the designated area of the vanity desk.

- **Wall Mounted:** Use appropriate wall mounting hardware (not included) to secure the mirror to a wall. Ensure the wall can support the mirror's weight.

TWO WAYS OF PLACING

Table and wall mounted flexible to meet your needs



Image: Comparison of the mirror's dual installation options: tabletop placement and wall-mounted setup.

MAINTENANCE

- **Cleaning:** Wipe surfaces with a soft, damp cloth. Avoid harsh chemicals or abrasive cleaners. For the mirror, use a glass cleaner and a lint-free cloth.
- **Dusting:** Regularly dust all surfaces to prevent buildup.
- **Hardware Check:** Periodically check all screws and fasteners to ensure they remain tight. Tighten if necessary.
- **Avoid Excessive Moisture:** Keep the desk away from excessive moisture and direct sunlight to prevent damage to the wood finish.

TROUBLESHOOTING

Problem	Possible Cause	Solution
LED Mirror Lights Not Working	Power cord not connected; Mirror power switch off; Power outlet issue.	Ensure the mirror's power cord is securely plugged into a working outlet. Press the power icon on the mirror. Test the outlet with another device.
Wireless Charging Not Functioning	Device not Qi-compatible; Device misaligned; Foreign objects on pad.	Verify your device supports Qi wireless charging. Realign the device on the charging pad. Remove any objects between the device and the pad.
Bluetooth Speaker Not Connecting	Bluetooth not enabled on device; Mirror not in pairing mode; Device too far.	Ensure Bluetooth is enabled on your device. Search for "YITAHOME Mirror" in your device's Bluetooth settings. Move your device closer to the mirror.
Desk Wobbles After Assembly	Loose fasteners; Uneven floor.	Check and tighten all screws and bolts. Adjust the desk's position or use shims under the legs to level it on an uneven floor.

SPECIFICATIONS

Brand: YITAHOME

Model Number: MAYIHqQ9RY

UPC: 199449437932

Product Dimensions (Overall): 15.7"D x 47.2"W x 53.2"H (can extend up to 78.74"W)

Item Weight: 130.1 pounds

Material: Wood (Fabric Type/Form Factor), Aluminum (Frame Material)

Color: White

Mirror Size: Approximately 31.5"W x 24.6"H (Mirror itself: 23.6"H)

Power Hub: 2 AC Outlets (125V/12A), 2 USB Ports (5V/2A)

Power Cord Length: 4.92 feet


LED Lighting: 3 Dimmable Color Temperatures (6000K, 5000K, 4000K), 60,000 hues

Assembly Required: Yes

Country of Origin: China

PRODUCT SIZE

Weight Capacity: **300-350** lbs



2 Detachable Hooks



Image: Dimensional drawing of the vanity desk, indicating its overall size and extendable width.

PRODUCT SIZE



Image: Dimensional drawing of the 32-inch LED mirror, detailing its height, width, and base depth.

WARRANTY AND SUPPORT

For warranty information, technical support, or assistance with parts, please contact YITAHOME customer service directly. Refer to the contact information provided in your product packaging or visit the official YITAHOME website.

Manufacturer: YITAHOME

Seller: YITAMOTOR (as per Amazon listing)

For common inquiries, you may also visit the [YITAHOME Store on Amazon](#).