

Berrcom JXB-178-YP3

Berrcom Digital Non Contact Infrared Forehead Thermometer

MODEL: JXB-178-YP3

1. Introduction and Overview

The Berrcom JXB-178-YP3 is a versatile non-contact infrared thermometer designed for accurate and rapid temperature measurement. It offers multiple modes for measuring body temperature, object surface temperature, and ambient room temperature, making it suitable for various applications including use with infants, children, and adults. Its non-contact design ensures hygiene and ease of use, especially for sleeping individuals.



Figure 1: Berrcom JXB-178-YP3 Digital Non Contact Infrared Forehead Thermometer.

2. Safety Information

Please read all instructions carefully before using this device. This thermometer is intended for household use and should not replace professional medical advice. Ensure the device is clean before and after each use. For accurate readings, wipe off any sweat, perspiration, or grease from the forehead before measurement.

- Do not immerse the thermometer in water or other liquids.
- Keep out of reach of children.
- Do not drop or expose to strong impacts.
- Avoid direct sunlight or extreme temperatures.

3. Product Components and Diagram

Familiarize yourself with the different parts of your Berrcom JXB-178-YP3 thermometer:

FOREHEAD & OBJECT & ROOM

easy to measure for
human, object & room temperature



Figure 2: Labeled components of the Berrcom JXB-178-YP3 Thermometer.

- **Infrared Probe:** For non-contact temperature measurement.
- **LCD Display:** Shows temperature readings, mode, and other indicators.
- **MODE Button:** Switches between Body, Surface, and Room temperature modes.
- **Mute/Beep Button:** Toggles the sound on/off.
- **MEM (Memory) Button:** Accesses stored temperature readings.
- **Scan Button (Trigger):** Initiates temperature measurement.
- **Beeper:** Emits sound for readings and alarms.

4. Setup

4.1 Battery Installation

The Berrcom JXB-178-YP3 thermometer requires 2 AA batteries (not included). To install or replace batteries:

1. Open the battery compartment cover located at the bottom of the handle.
2. Insert two AA batteries, ensuring correct polarity (+ and -) as indicated inside the compartment.
3. Close the battery compartment cover securely.

Battery Installation Instruction



Batteries Not Included!

Figure 3: Correct battery installation for the thermometer.

5. Operating Instructions

5.1 Measuring Body Temperature

To measure body temperature:

1. Ensure the thermometer is in 'Body' mode (indicated on the display). Press the 'MODE' button to switch if necessary.
2. Hold the thermometer 3-5 cm (1.2-2 inches) away from the center of the forehead.
3. Press the 'Scan' button (trigger) once. The temperature reading will appear on the display within 1 second.

6 IN 1MODE

Surface Human Body Room



One-Click
measurement



Forehead



Room



Fever Alarm



Backlit Display



Infrared Sensor



32sets Memory



°F/°C



Figure 4: The thermometer can measure body, object, and room temperatures.

Watch this video for a demonstration of the Berrcom Non Contact Infrared Thermometer JXB-178 in operation:

Video 1: Berrcom Non Contact Infrared Thermometer JXB-178 Operation.

5.2 Measuring Object/Room Temperature

To measure object or room temperature:

1. Press the 'MODE' button to cycle through the modes until 'Surface' or 'Room' mode is displayed.
2. Point the thermometer at the object or area you wish to measure.
3. Press the 'Scan' button (trigger). The temperature reading will appear on the display.

5.3 Switching Temperature Units (°C/°F)

The thermometer can display temperatures in Celsius (°C) or Fahrenheit (°F). To switch units:

1. With the device on, press and hold the 'MODE' button for 2 seconds until 'F1' appears on the screen.
2. Press the 'MODE' button again to toggle between °C and °F.
3. Press the 'MEM' button once to confirm your selection and exit the setting.

For a visual guide on switching temperature units, refer to this video:

Video 2: How to switch between Celsius and Fahrenheit on the Berrcom JXB-178 Thermometer.

5.4 Mute/Unmute Mode

The thermometer features a mute function for quiet operation, ideal for checking temperature while a child is sleeping.

- Press the 'Mute/Beep' button (speaker icon) to toggle the sound on or off.

5.5 Memory Function

The device can store up to 32 previous temperature readings.

- Press the 'MEM' button to view the stored readings. Each press will cycle through the memory.

5.6 3-Color Backlight with Fever Alarm

The LCD display changes color to indicate temperature status in 'Body' mode:

- **Green Backlight:** Normal temperature.
- **Orange Backlight:** Elevated temperature (low fever warning).
- **Red Backlight:** High temperature (fever alarm), accompanied by an audible beep if not muted.



Figure 5: The 3-color backlight provides a quick visual indication of temperature status.

6. Maintenance and Care

- **Cleaning:** Wipe the thermometer body with a soft, dry cloth. For the infrared probe, use a cotton swab lightly moistened with alcohol. Do not use abrasive cleaners or immerse the device.
- **Storage:** Store the thermometer in a cool, dry place away from direct sunlight, dust, and extreme temperatures. Remove batteries if storing for extended periods.

7. Troubleshooting

Problem	Possible Cause	Solution
No display/Device won't turn on	Low or dead batteries; Incorrect battery installation	Replace batteries; Ensure correct polarity
Inaccurate readings	Improper measurement distance; Sweaty forehead; Dirty sensor; Environmental factors	Maintain 3-5 cm distance; Ensure forehead is dry; Clean sensor; Measure in stable environment
Display shows 'Lo' or 'Hi'	Temperature out of measurement range	Ensure target temperature is within specified range (Body: 32.0°C-42.9°C; Object: 0°C-100°C)







8. Specifications

- **Model Number:** JXB-178
- **Product Dimensions:** 7 x 4 x 2 inches; 5.57 ounces
- **Power Source:** 2 AA batteries (not included)
- **Display Type:** Digital LCD with 3-color backlight
- **Measurement Method:** Non-Contact Infrared
- **Measurement Modes:** Body, Surface, Room
- **Memory Capacity:** 32 readings
- **Auto Shut-off:** After 30 seconds of inactivity
- **Accuracy:** Medical Grade Accuracy
- **Color:** White
- **Material:** Silicone
- **Product Care:** Wipe Clean

9. Warranty and Support

For warranty information or technical support, please contact Berrcom Medical Device directly. You can also refer to the official user manual PDF for additional details and comprehensive instructions.

Official User Manual (PDF): [Download Here](#)

	<p>Berrcom JXB-178 Infrared Thermometer: User Guide and Specifications</p> <p>Learn how to use the Berrcom JXB-178 non-contact infrared thermometer for accurate body and surface temperature readings. This guide covers features, operation, specifications, and safety precautions.</p>
	<p>JXB-178 Non-Contact Infrared Thermometer User Guide</p> <p>Comprehensive user guide for the Berrcom JXB-178 non-contact infrared thermometer, detailing its features, operating principles, measurement methods, technical specifications, and troubleshooting tips for accurate temperature readings.</p>
	<p>Berrcom JXB-195 Non-contact Infrared Thermometer Instruction Manual</p> <p>Comprehensive instruction manual for the Berrcom JXB-195 non-contact infrared thermometer. Learn about its intended use, safety precautions, operation modes, technical specifications, and maintenance for accurate forehead temperature readings in home and clinical settings.</p>
	<p>Berrcom JXB-178 Non-contact Infrared Thermometer User Manual</p> <p>This document is the official user manual for the Berrcom JXB-178 Non-contact Infrared Thermometer. It provides detailed instructions on intended use, safety precautions, operation, technical specifications, and troubleshooting for accurate temperature measurement.</p>
	<p>Berrcom JXB-182 Non-Contact Infrared Thermometer Instruction Manual</p> <p>Comprehensive instruction manual for the Berrcom JXB-182 non-contact infrared thermometer. Covers intended use, safety precautions, operating instructions, technical specifications, maintenance, and disposal for accurate forehead temperature measurement in household and clinical settings.</p>
	<p>Berrcom JXB-311 Non-contact Infrared Thermometer User Manual</p> <p>Comprehensive user manual for the Berrcom JXB-311 non-contact infrared thermometer, covering setup, operation, troubleshooting, specifications, and warranty information.</p>