

PELADN HA-4 Ryzen 7 7840HS

PELADN Mini PC HA-4 Ryzen 7 7840HS User Manual

Brand: PELADN | Model: HA-4 Ryzen 7 7840HS

1. INTRODUCTION

This manual provides essential information for setting up, operating, and maintaining your PELADN Mini PC HA-4 Ryzen 7 7840HS. Please read it thoroughly to ensure proper usage and to maximize the performance and longevity of your device.



Figure 1: The PELADN Mini PC HA-4 Ryzen 7 7840HS, showcasing its compact design and RGB lighting.

2. PACKAGE CONTENTS

Verify that all items listed below are included in your package:

- PELADN HA-4 7840HS Mini PC
- HDMI Cable
- Power Adapter
- User Manual (this document)
- Mounting Bracket

CPU:AMD Ryzen 7 7840HS

(8C/16T, Up to 5.1 GHz)




Figure 2: Exploded view of the PELADN Mini PC, illustrating its internal components and compact assembly.

3. PRODUCT OVERVIEW

3.1. External Features and Ports

The PELADN Mini PC HA-4 is designed for efficiency and connectivity. It features a compact form factor measuring approximately 5.3 x 5.0 x 2.0 inches.

Wide Range of Interfaces

WiFi 6

BT 5.2




Figure 3: Detailed view of the PELADN Mini PC's front and rear ports, including USB, HDMI, and LAN connections.

- **Front Ports:** USB 3.0 ports, USB 4 (Type-C) ports, 3.5mm Audio Jack, Power Button.
- **Rear Ports:** 2x HDMI 2.0, 1x USB 4 (Type-C), 1x USB 3.0, 1x USB 2.0, 1x RJ45 LAN (1000Mbps), DC-IN.
- **Cooling:** Enhanced fan brackets improve heat dissipation by 19%.
- **RGB Lighting:** The shell features a 64-color RGB light strip. A button at the rear allows toggling between breathing, single-color constant light, and off modes.

4. SETUP GUIDE

4.1. Initial Setup

Follow these steps to prepare your Mini PC for first use:

1. **Connect to Power:** Plug the power adapter into the DC-IN port on the Mini PC and then into a power outlet.
2. **Connect to Display:** Use the provided HDMI cable to connect your Mini PC to a monitor or TV. For multi-display setups, use additional HDMI or USB-C 4.0 cables.

3. **Connect Peripherals:** Connect your keyboard and mouse to the available USB ports.
4. **Power On:** Press the power button located on the front of the Mini PC.

The device comes pre-installed with Windows 11 Pro. Upon first boot, you will be guided through the Windows setup process. Follow the on-screen instructions to configure your language, region, and user account. Ensure you have an internet connection available during this process for updates.

Your browser does not support the video tag.

Video 1: A general guide to initial setup and performance checks for a mini PC.

5. OPERATING INSTRUCTIONS

5.1. Multi-Display Setup

The PELADN Mini PC supports up to three 4K displays simultaneously, enhancing productivity and visual experience. Connect your displays using the available 2x HDMI ports and 1x USB-C 4.0 port. Windows will automatically detect the displays, allowing you to configure their arrangement and resolution through Display Settings.



Figure 4: The PELADN Mini PC connected to a triple display setup, demonstrating its multi-tasking capabilities.

5.2. RGB Lighting Control

Your Mini PC features an integrated 64-color RGB light strip. A dedicated button on the rear of the device allows you to cycle through three lighting modes:

- **Breathing Mode:** Lights gently fade in and out.
- **Single-Color Constant Light:** Displays a static color.
- **Off:** Turns off the RGB lighting.

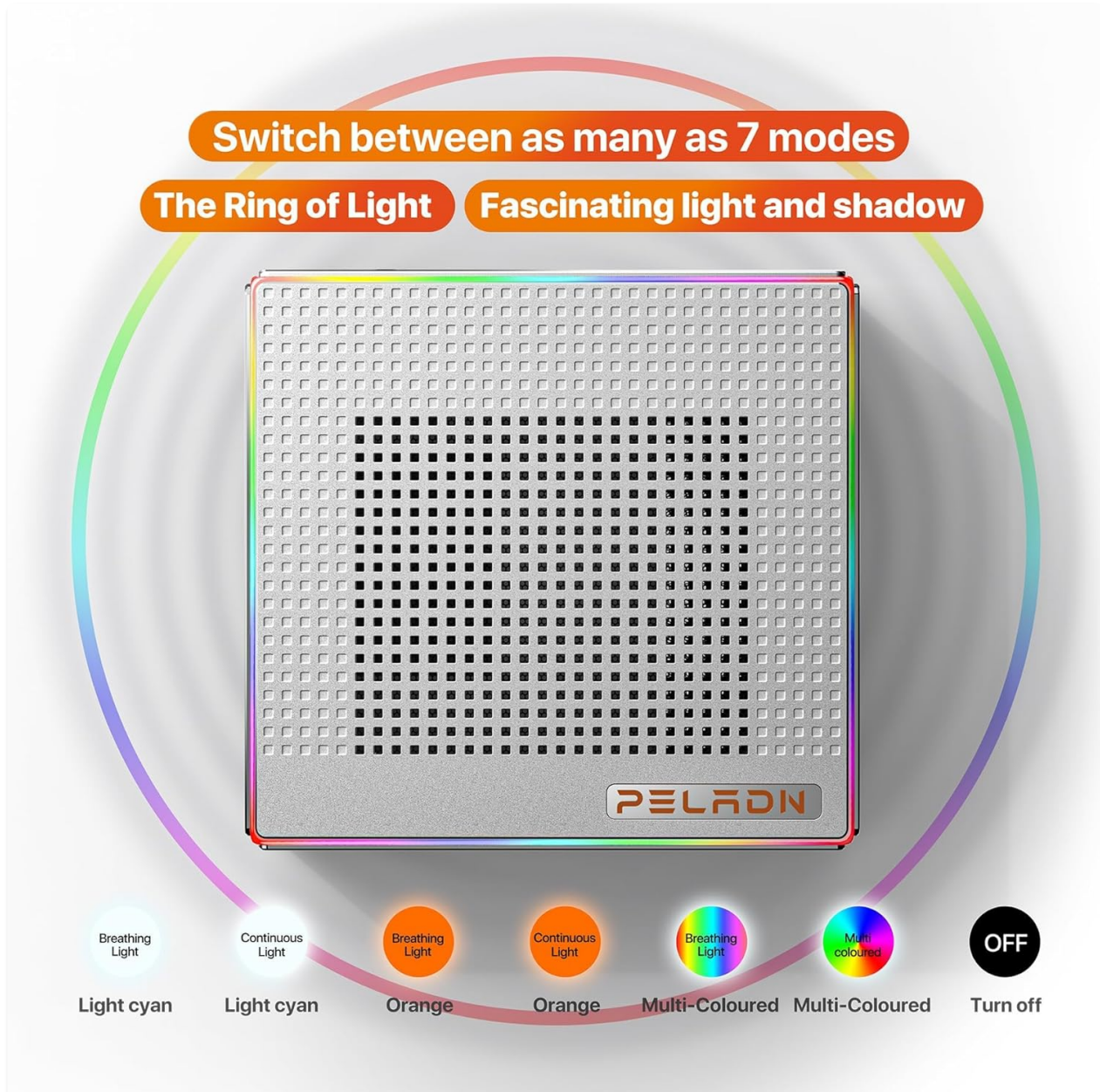


Figure 5: Visual representation of the PELADN Mini PC's RGB lighting options, including various colors and effects.

6. PERFORMANCE OVERVIEW

The PELADN Mini PC HA-4 is equipped with powerful components for a wide range of tasks:

- **Processor:** AMD Ryzen 7 7840HS (8 cores, 16 threads, up to 5.1GHz, 54W TDP) for high-performance computing.
- **Graphics:** Integrated Radeon 780M (12-core GPU, 2200MHz) capable of 4K HD video playback and light 3D rendering/gaming.

- **Memory:** 32GB DDR5 RAM at 5600MHz, expandable up to 64GB.
- **Storage:** 1TB M.2 2280 NVMe SSD with PCIe Gen 4.0 for fast boot times and application loading.
- **Network:** WiFi 6 and Bluetooth 5.2 for strong wireless connectivity, alongside a 1000Mbps RJ45 LAN port for stable wired connections. Dual USB 4 ports offer up to 40 Gbps transfer speeds.

7. MAINTENANCE

7.1. Cooling and Ventilation

The Mini PC features an optimized cooling system with new fan brackets, improving heat dissipation by 19%. To ensure optimal performance and longevity, keep the ventilation areas clear of obstructions. Avoid placing the device in enclosed spaces that restrict airflow.

7.2. Upgrading RAM and SSD

The device's RAM is upgradeable to a maximum of 64GB (2 x 32GB DDR5). The 1TB M.2 2280 NVMe SSD can also be replaced or upgraded. Refer to the detailed instructions in the full user manual for safe component replacement procedures.

8. TROUBLESHOOTING

8.1. Common Issues

- **Initial Language Setup:** If the default language is not English, navigate through the Windows setup to select your preferred language. A full reformat may be required if the OS is already fully installed in an undesired language.
- **Wi-Fi Connectivity:** If Wi-Fi issues occur (e.g., not working on certain websites), ensure drivers are updated and the operating system is current. Rebooting the device may resolve temporary issues. Consider using an external Wi-Fi adapter if problems persist.
- **Performance Lags:** For intensive tasks or gaming, ensure the device has adequate ventilation. Close unnecessary background applications. If using multiple USB devices, consider a powered USB hub to prevent performance degradation. Adjust display refresh rates in Windows settings and game settings for smoother performance.
- **Fan Noise:** While designed for quiet operation, the fan speed may increase under heavy load. This is normal. Ensure ventilation is not obstructed.

8.2. Technical Support

For any technical issues not covered in this manual, please contact PELADN customer support. The product includes a 1-year free warranty and 24/7 customer support for your peace of mind.

9. SPECIFICATIONS

| Feature | Specification |
|----------------------|---|
| Processor | AMD Ryzen 7 7840HS (8C/16T, up to 5.1GHz) |
| Graphics Coprocessor | Radeon 780M |
| RAM | 32GB DDR5 (5600MHz), upgradeable to 64GB |

| | |
|-----------------------|--|
| Hard Drive | 1TB M.2 2280 NVMe SSD (PCIe Gen 4.0) |
| Max Screen Resolution | 3840x2160 (4K) |
| Display Output | 2x HDMI 2.0, 1x USB-C 4.0 (Triple Display Support) |
| Wireless Connectivity | WiFi 6, Bluetooth 5.2 |
| Ethernet | 1000Mbps RJ45 LAN |
| USB Ports | Dual USB 4 (Type-C, 40 Gbps), USB 3.0, USB 2.0 |
| Operating System | OS (Pre-installed Windows 11 Pro) |
| Item Weight | 2.2 pounds |
| Package Dimensions | 7.48 x 7.48 x 3.54 inches |

10. WARRANTY AND SUPPORT

The PELADN Mini PC HA-4 comes with a 1-year free warranty. For any inquiries, technical assistance, or warranty claims, please contact PELADN customer support. Our support team is available 24/7 to provide assistance.