

MFSTUDIO PV-116

MFSTUDIO Rattan Garden Furniture Set User Manual

Model: PV-116

Brand: MFSTUDIO

1. INTRODUCTION

Thank you for choosing the MFSTUDIO Rattan Garden Furniture Set. This 3-piece L-shaped sectional sofa set with a wood table is designed to enhance your outdoor living space with comfort and style. Crafted from high-quality, hand-woven rattan wicker and natural acacia wood, this set offers durability and aesthetic appeal for various outdoor environments. This manual provides essential information for assembly, operation, maintenance, and troubleshooting to ensure long-lasting enjoyment of your furniture.

2. SAFETY INFORMATION

- Always assemble the furniture on a soft, clean surface to prevent scratches.
- Ensure all bolts and screws are securely tightened before use. Periodically check and re-tighten as necessary.
- Do not exceed the weight capacity of the chaise (319kg) or sofa.
- Keep children and pets away from the assembly area.
- Avoid placing hot items directly on the wooden table surface without protection.
- In extreme weather conditions (heavy rain, strong winds), consider covering or storing the furniture to prolong its lifespan.

3. PACKAGE CONTENTS

Please verify that all components listed below are present before beginning assembly. If any parts are missing or damaged, please contact MFSTUDIO customer support.

- 1x Chaise Lounge Unit
- 1x Two-Seat Sofa Unit
- 1x Coffee Table
- Beige Cushions (for chaise and sofa)
- Assembly Hardware (screws, bolts, Allen wrench)
- Instruction Manual (this document)

PRODUCT DIMENSIONS



1x Chaise

319kg

Weight Capacity



1x2-Seat Sofa



1x Coffee Table

Figure 3.1: Product Dimensions and Components. This image illustrates the individual components of the furniture set, including one chaise, one two-seat sofa, and one coffee table, along with their respective dimensions.

4. SETUP AND ASSEMBLY

Assembly of your MFSTUDIO furniture set is designed to be straightforward. All necessary tools and instructions are included. Please follow these steps carefully:

1. **Unpack Components:** Carefully remove all parts from the packaging. Lay them out on a soft, clean surface to prevent damage.
2. **Identify Parts:** Refer to the parts list and diagrams in the included assembly guide to identify each component.
3. **Initial Assembly:** Begin assembling the chaise and sofa units according to the specific instructions provided in the separate assembly guide. When attaching parts with screws, initially tighten all screws to approximately 60% of their full tightness. This allows for minor adjustments during assembly.
4. **Connect Units (if applicable):** If your set includes connectors to link the chaise and sofa, attach them now to form

the L-shaped configuration.

5. **Final Tightening:** Once all components are correctly aligned and assembled, fully tighten all screws and bolts for a secure and stable fit.
6. **Place Cushions:** Position the beige cushions onto the chaise and sofa units.
7. **Assemble Coffee Table:** Assemble the coffee table following its specific instructions. Ensure the acacia wood top is securely fastened.



Figure 4.1: Fully Assembled Furniture Set. This image shows the complete MFSTUDIO Rattan Garden Furniture Set, including the L-shaped sofa and coffee table, arranged in an outdoor setting.

Customize Your Comfort Zone



Easily Adapt To Various Outdoor Styles



Figure 4.2: Customizable Configurations. This image demonstrates the modularity of the set, allowing for various arrangements of the chaise and sofa units to suit different outdoor spaces.

5. OPERATING INSTRUCTIONS

Your MFSTUDIO Rattan Garden Furniture Set is designed for versatile outdoor use. Here's how to make the most of its features:

- **Seating Arrangement:** The L-shaped design provides ample seating for multiple people. The modular nature allows you to adjust the chaise and sofa positions to fit your space or preference.
- **Coffee Table Functionality:** The acacia wood coffee table serves as a convenient surface for drinks, books, or decorative items. Its slatted design aids in water drainage.
- **Multi-functional Design:** The coffee table can also be used as an ottoman by adding a cushion (not included, but compatible with standard outdoor cushions) to provide additional seating or a footrest.
- **Cushion Comfort:** The thick, soft cushions are designed for comfort and support. They are water-resistant and fade-resistant, suitable for outdoor conditions.

2-in-1 Multi-functional Design



Exquisite Classical Aesthetic with Versatile Uses



Spacious & Convenient Table



Cushion Added As An Ottoman

Figure 5.1: 2-in-1 Multi-functional Coffee Table. This image demonstrates the versatility of the coffee table, showing its use as a traditional table and as an ottoman when a cushion is added.

6. MAINTENANCE AND CARE

Proper care will extend the life and appearance of your garden furniture set.

- **General Cleaning:** Wipe the rattan and wood surfaces with a dry cloth regularly to remove dust and debris. For more stubborn dirt, use a damp cloth with mild soap and water, then wipe dry immediately.
- **Rattan Care:** The hand-woven rattan is durable, waterproof, and UV-resistant. Avoid using harsh chemicals or abrasive cleaners that could damage the material.
- **Wood Care:** The acacia wood table and legs are naturally resistant to cracking. To maintain the wood's appearance, you may periodically apply a suitable outdoor wood oil or sealant, especially if exposed to direct sunlight and rain frequently.
- **Cushion Care:** The cushions are made from waterproof and fade-resistant fabric. For spills, wipe immediately with a clean cloth. For deeper cleaning, remove covers (if removable) and hand wash with mild soap and cold water, then

air dry. Do not machine wash or tumble dry. Store cushions indoors during prolonged periods of non-use or inclement weather to preserve their quality.

- **Seasonal Storage:** During winter months or extended periods of non-use, it is recommended to cover the furniture with a protective outdoor cover or store it in a dry, sheltered area to protect it from harsh elements.

Refined Handwoven Rattan

Excellent Outdoor Performance




Figure 6.1: Refined Handwoven Rattan. This image highlights the quality of the rattan material, emphasizing its waterproof, breathable, anti-UV, and easy-to-clean properties.

Waterproof All-Weather Fabric

For Extended Outdoor Use




Figure 6.2: Waterproof All-Weather Fabric. This image shows the water-repellent nature of the cushion fabric, indicating its suitability for extended outdoor use and ease of maintenance.

We Use Selected Solid Wood



Elevate The Sophisticated Atmosphere Of Your Patio




Figure 6.3: Selected Solid Wood Components. This image details the solid wood elements of the furniture, highlighting their strong support and abrasion-resistant qualities, along with natural wood grain.

7. TROUBLESHOOTING

If you encounter any issues with your furniture set, please refer to the following common problems and solutions:

Problem	Possible Cause	Solution
Furniture feels wobbly after assembly.	Screws or bolts are not fully tightened.	Ensure all assembly hardware is fully tightened. Check for uneven ground.
Cushions appear flattened or lose shape.	Prolonged use or exposure to moisture.	Fluff cushions regularly. Ensure they are dry before storing. Consider rotating cushions to distribute wear.
Rattan appears dull or dirty.	Accumulation of dust, dirt, or environmental residue.	Clean with a damp cloth and mild soap. Avoid harsh chemicals.

Problem	Possible Cause	Solution
Wood table surface shows water marks.	Water left on surface, lack of protective coating.	Wipe spills immediately. Consider applying an outdoor wood sealant or oil periodically.

8. SPECIFICATIONS

Feature	Detail
Brand	MFSTUDIO
Model Number	PV-116
Material	Polyrattan, Acacia Wood
Colour	Brown (Rattan), Beige (Cushions)
Product Dimensions (L x W x H)	188 x 116 x 62.5 cm
Item Weight	40 kg
Special Features	Bohemian design, Waterproof/UV-resistant rattan, Water-resistant/Fade-resistant cushions, Multi-functional coffee table
Product Care Instructions	Wipe with Dry Cloth (general), refer to Maintenance section for detailed care.

9. WARRANTY AND SUPPORT

MFSTUDIO is committed to providing high-quality products. For information regarding warranty coverage, returns, or technical support, please contact MFSTUDIO customer service directly. You can find more information and contact details by visiting the official MFSTUDIO store on Amazon:

[Visit MFSTUDIO Store](#)

Please have your model number (PV-116) and purchase details ready when contacting support.