



Manuals.plus /

› Jugeman /

› Jugeman P131 Smart Watch User Manual

Jugeman P131

Jugeman Smart Watch P131 User Manual

Model: P131
Brand: Jugeman

PRODUCT OVERVIEW

The Jugeman P131 Smart Watch is a versatile wearable device designed for both men and women, featuring a 2.06-inch HD AMOLED display. It offers comprehensive health monitoring, extensive sports tracking capabilities with built-in GPS, and convenient communication features including Bluetooth calling and message notifications. Its durable design includes 5 ATM water resistance and a long-lasting battery.



Figure 1: Jugeman P131 Smart Watch, showcasing its large AMOLED display and sleek design.

SETUP GUIDE

1. Charging the Device

Before initial use, fully charge your Jugeman P131 Smart Watch. Connect the magnetic charging cable to the charging points on the back of the watch and plug the USB end into a compatible power adapter (not included). A full charge typically takes approximately 2.5 hours.



Figure 2: Overview of watch components and initial setup steps, including charging and app connection.

2. Pairing with Your Smartphone

To unlock the full functionality of your smart watch, pair it with your smartphone using the dedicated application. The app required is "GloryfitPro".

1. **Download the App:** Scan the QR code provided in the watch's packaging or search for "GloryfitPro" in your smartphone's app store (Google Play Store for Android, Apple App Store for iOS).
2. **Enable Bluetooth:** Ensure Bluetooth is enabled on your smartphone.
3. **Open GloryfitPro:** Launch the app and follow the on-screen instructions to create an account or log in.
4. **Add Device:** Within the app, navigate to the "Add Device" section. The app will search for nearby devices.
5. **Select "P131":** From the list of found devices, select "P131" to initiate the pairing process.
6. **Confirm Pairing:** A pairing request will appear on your phone. Click "Pair" to confirm.
7. **Allow Notifications:** Grant necessary permissions within the app to allow the smartwatch to display notifications from your phone (e.g., calls, messages, social media alerts).

Once successfully paired, you can use the watch to answer/make calls and receive notifications directly on your wrist.

OPERATING INSTRUCTIONS

Display and Customization

The Jugeman P131 features a 2.06-inch HD AMOLED touchscreen with a resolution of 410*502 pixels, offering clear and vivid visuals. The "Always-On Display" mode ensures the time is always visible without needing to activate the screen.

- **Watch Faces:** Customize your watch face from a variety of built-in styles or upload your own photos/videos via the GloryfitPro app to personalize your device.
- **Navigation:** Swipe across the screen to access different functions and menus. Use the physical buttons for quick access or to return to the home screen.

2,06" HD Color Screen

100+Built in Dials/Customized Watch Dials



Figure 3: The 2.06-inch HD AMOLED display and options for customized watch faces.

Communication Features

With advanced Bluetooth 5.4, the smart watch allows for seamless communication directly from your wrist.

- **Bluetooth Calls:** Make and receive phone calls directly on the watch after pairing with your smartphone.
- **Message Notifications:** Receive alerts for messages and social media notifications (WhatsApp, Facebook, Instagram, Twitter, WeChat, etc.).
- **Voice Assistant:** Utilize the built-in voice assistant for various tasks, including asking questions and controlling music playback.



Figure 4: Bluetooth call and message alert functionality of the smartwatch.

Health Monitoring

The P131 Smart Watch is equipped with optical sensors for continuous health tracking.

- **Heart Rate Monitoring:** Continuously monitors your heart rate and provides detailed data.
- **Blood Oxygen (SpO2) Monitoring:** Tracks your blood oxygen levels.
- **Sleep Quality Monitoring:** Analyzes your sleep patterns, including deep sleep, light sleep, and wake-up times.
- **Stress Monitoring:** Provides insights into your stress levels.
- **Breathing Training:** Guided breathing exercises to help manage stress.
- **Women's Health:** Features for menstrual period reminders.

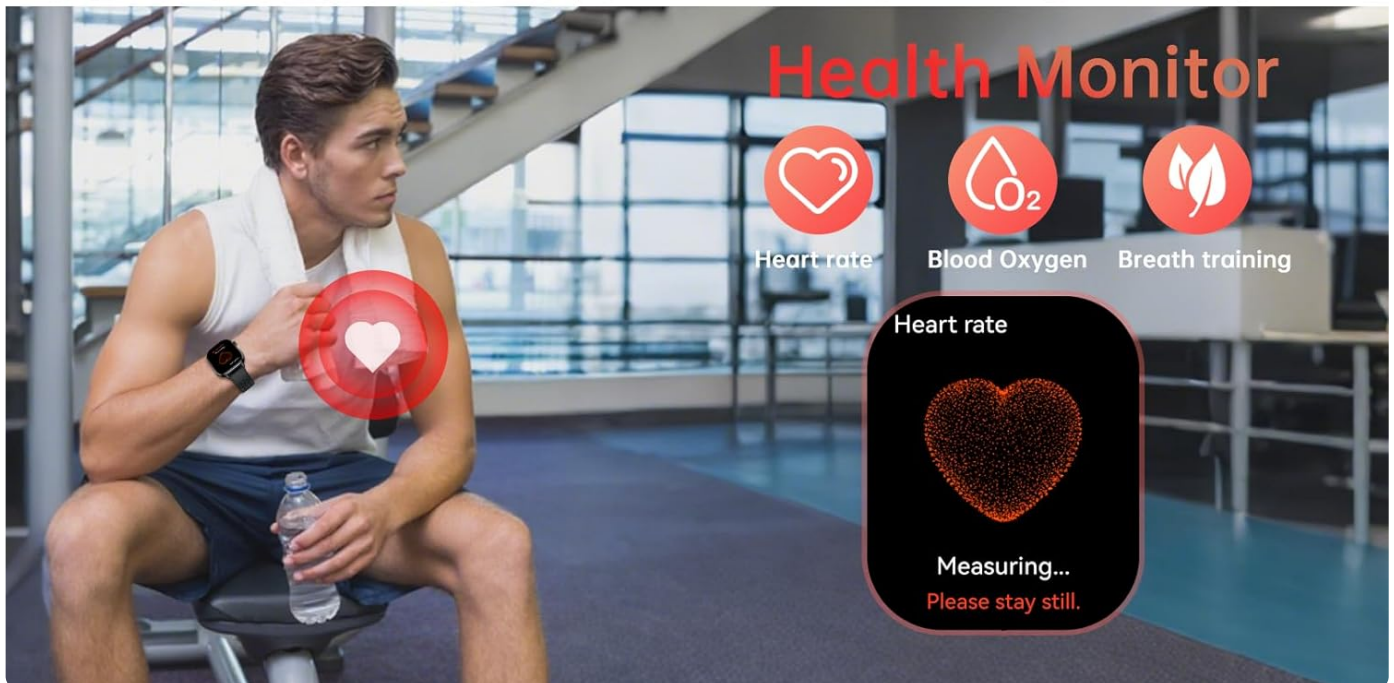


Figure 5: Sleep and comprehensive health monitoring features.

Sports and Activity Tracking

The watch supports over 110 sports modes and provides accurate tracking for your activities.

- **110+ Sports Modes:** Tracks various activities like running, walking, cycling, swimming, yoga, and more.
- **Built-in GPS:** Independent GPS module for accurate positioning (compatible with GPS, BeiDou, Galileo, GLONASS). Tracks route, distance, and pace. *Note: GPS route tracking should be activated in open areas for optimal performance.*
- **Activity Tracking:** Records daily activities including steps, distance, and calories burned.
- **Outdoor Sensors:** Includes an internal compass, altimeter, and barometer sensors to show current position, altitude, and air pressure.

Built-in **GPS** High-Precision Positioning Every Steps of Exploration is Trakable



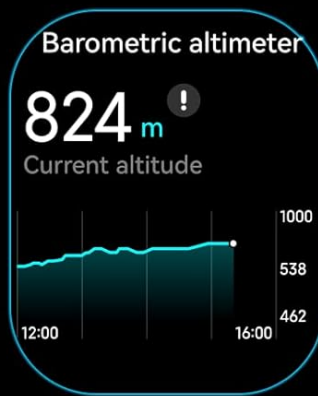
Figure 6: Built-in GPS for high-precision positioning and route tracking.

Suitable for Outdoor Adventure

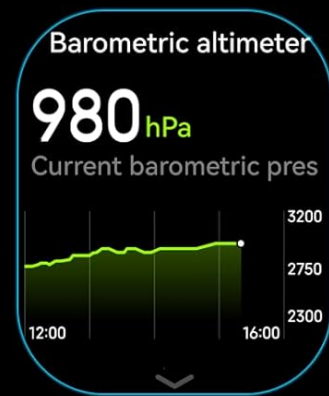
Real time altitude and barometric pressure dynamics,
use compass to know where you are now



Compass



Altitude




Air Pressure

Figure 7: Compass, altitude, and air pressure features for outdoor adventures.

110+ Build-in Sports Modes


Step count


Distance


Calories


Football


Swimming


Dancing


Elliptical


Yoga


Walk


Badminton


Rings


Boating


Skateboard


Skiing


Weightlifting


Hurdling


Basketball


Climb stairs


Run


Treadmill


Pingpong


Mountaineering


Cycling

Figure 8: The smartwatch supports over 110 built-in sports modes.

Other Functions

The Jugeman P131 Smart Watch includes a variety of additional useful features:

- **Stopwatch & Timer:** For precise timekeeping during workouts or daily tasks.
- **Music Control:** Control music playback on your connected smartphone.
- **Remote Camera:** Use the watch as a remote shutter for your phone's camera.
- **Find Watch/Phone:** Locate your watch or phone if misplaced.
- **Weather Forecast:** Get real-time weather updates.
- **Sedentary Reminder:** Alerts you to move after periods of inactivity.
- **Water Reminder:** Reminds you to drink water throughout the day.
- **Alarm Clock:** Set alarms for various purposes.
- **Message Storage History:** Review past notifications.

Sleep monitor & Silent Alarm

More than a Display ,All-in-One Functionality



Message
Reminder



Call
Reminder



Heart Rate
Monitoring



Camera
Control



Music
Control



Stopwatch
& Timer



Sleep
Tracker



Exercise
Records



Breathing
Training



Sedentary
Notification



Find
Phone



Voice
Assistant



Figure 9: Overview of the multi-functional capabilities of the P131 Smart Watch.

MAINTENANCE

Water Resistance

The Jugeman P131 Smart Watch has a 5 ATM water-resistance rating. This means it can withstand rain, splashes, and is suitable for showering or washing hands. **It is not suitable for swimming, diving, or sauna use.** Avoid exposing the watch to hot water or steam, as this can compromise the water seal.

5ATM Waterproof




Rain



Swim



Wash
Hands



Oustanding Battery Life

2.5 H Charging Time	7 Days Typical Use	30 Days Standby Time
-------------------------------	------------------------------	--------------------------------

Figure 10: 5 ATM water resistance and battery life details.

Battery Life

The watch offers excellent battery performance:

- **Typical Use:** 7-10 days on a full charge.
- **Standby Mode:** Up to 30 days.
- **Continuous GPS Use:** Approximately 3 days.

To maximize battery life, consider adjusting screen brightness, limiting continuous heart rate monitoring, and turning off unnecessary notifications.

Cleaning and Care

Regularly clean your watch and strap to ensure optimal performance and hygiene. Use a soft, lint-free cloth to wipe the screen and body. For the silicone strap, you can use mild soap and water, then rinse thoroughly and dry completely before wearing.

TROUBLESHOOTING

If you encounter issues with your Jugeman P131 Smart Watch, please refer to the following common solutions:

- **Watch not turning on:** Ensure the watch is fully charged. Connect it to the charger for at least 30 minutes.
- **Cannot pair with phone:**
 - Ensure Bluetooth is enabled on your phone and the watch is within range.
 - Restart both your phone and the watch.
 - Check if the "GloryfitPro" app is updated to the latest version.
 - Forget the device in your phone's Bluetooth settings and try pairing again.
- **Notifications not appearing:**
 - Verify that notification permissions are granted for the "GloryfitPro" app in your phone's settings.
 - Ensure the app is running in the background and not being closed by your phone's power-saving features.
 - Check notification settings within the "GloryfitPro" app.
- **Inaccurate health data:**
 - Ensure the watch is worn snugly on your wrist, about one finger's width above the wrist bone.
 - Keep the sensor clean and free from debris.
 - Environmental factors and individual physiology can affect readings.
- **GPS not tracking:** Ensure you are in an open area with clear sky visibility. Check GPS settings within the watch or app.

For further assistance, please refer to the official product support channels.

PRODUCT SPECIFICATIONS

Feature	Detail
Model Number	P131
Display Size	2.06 Inches HD AMOLED
Resolution	410*502 pixels
Bluetooth Version	5.4
Water Resistance	5 ATM
Battery Life (Typical)	7-10 days
Battery Life (Standby)	Up to 30 days
Charging Time	Approx. 2.5 hours
Built-in Sensors	GPS, Altimeter, Barometer, Compass, Optical Heart Rate, SpO2
Compatible Devices	Android (OS 4.4 and above), iOS
Band Material	Silicone
Item Weight	5.9 ounces
Package Dimensions	6.65 x 3.31 x 1.14 inches

OFFICIAL PRODUCT VIDEO

Your browser does not support the video tag.

Video 1: Overview of the Jugeman P131 Smart Watch, highlighting its 2.06" HD AMOLED display, GPS, Compass, and call answering capabilities.

WARRANTY AND SUPPORT

For warranty information and customer support, please refer to the documentation included with your product or visit the official Jugeman website. You can also contact the seller directly through the platform where you purchased the product.

Seller: YJRCZJH-US

Amazon Store: Visit the Jugeman Store on Amazon