

Logitech MX Master 4

Logitech MX Master 4 for Mac Ergonomic Bluetooth Mouse User Manual

Model: MX Master 4 (910-007575)

1. INTRODUCTION

The Logitech MX Master 4 for Mac is an advanced ergonomic Bluetooth mouse designed for precision and control across macOS and iPadOS environments. It features haptic feedback, ultra-fast MagSpeed scrolling, and an 8K DPI sensor for tracking on various surfaces, including glass. This manual provides instructions for setting up, operating, maintaining, and troubleshooting your MX Master 4 for Mac mouse.



Image: The Logitech MX Master 4 for Mac mouse, presented in Space Black.

Get a 1-month Adobe Creative Cloud Membership



Image: The MX Master 4 for Mac mouse seamlessly integrated into an Apple desktop workstation.

2. SETUP

2.1 Initial Connection

The MX Master 4 for Mac connects wirelessly via Bluetooth. Follow these steps to pair your mouse with your device:

1. Ensure the mouse is charged.
2. Turn on the mouse using the power switch located on the bottom.
3. Press and hold one of the Easy-Switch buttons (1, 2, or 3) on the bottom of the mouse until the LED indicator blinks rapidly, indicating pairing mode.
4. On your Mac or iPad, navigate to **System Settings** (macOS) or **Settings** (iPadOS) > **Bluetooth**.
5. Select "MX Master 4 for Mac" from the list of available devices to complete pairing.

Note:

- A USB-C receiver is not included with the Mac version of this mouse.
- The mouse is compatible with macOS, iPadOS, Windows, Linux, and Chrome OS.

2x more powerful connectivity



Logi Bolt ready, USB-C receiver
not included

Image: Side view of the mouse, highlighting the USB-C charging port and Bluetooth connectivity.

2.2 Installing Logi Options+ Software

For full functionality and customization, install the Logi Options+ software. This application allows you to personalize buttons, adjust haptic feedback intensity, and configure application-specific settings.

- Visit the official Logitech website to download Logi Options+.
- Follow the on-screen instructions to install the software on your computer.

2.3 Package Contents

The retail package for your Logitech MX Master 4 for Mac includes:

- Logitech MX Master 4 Mouse
- User Documentation

Please note that a USB-C charging cable and a USB-C receiver are not included in the box.

Improved stain resistance



Easier to clean vs. MX Master 3S
for Mac

Image: The MX Master 4 for Mac mouse and user documentation, indicating responsible packaging.

3. OPERATING INSTRUCTIONS

Familiarize yourself with the key features and controls of your MX Master 4 for Mac mouse.

In the box



USB-C charging cable and
receiver not included

Responsible
Packaging



Image: A labeled diagram illustrating the various buttons and features of the MX Master 4 for Mac mouse.

3.1 MagSpeed Scroll Wheel

The MagSpeed scroll wheel offers two modes: hyper-fast scrolling, allowing you to scroll 1,000 lines per second, and a precise, click-to-click mode for detailed navigation. The mouse automatically switches between these modes based on your scrolling speed, or you can manually toggle it.

Scroll 1,000 lines per second



With Magspeed scroll wheel

Image: A hand operating the MagSpeed scroll wheel for fast and precise navigation.

3.2 Haptic Sense Panel

The Haptic Sense Panel provides tactile feedback for specific actions, shortcuts, and notifications. This feature enhances your interaction with the mouse by providing physical cues. The intensity of the haptic feedback can be customized via the Logi Options+ software.



Redefine precision and immersive control



With haptic feedback

Image: A close-up view of the Haptic Sense Panel, illustrating its tactile feedback capability.

3.3 Actions Ring Shortcuts

The Actions Ring provides dynamic, customizable shortcuts that adapt to the application you are using. This feature allows you to access frequently used tools, filters, and adjustments directly at your cursor, potentially saving time and reducing repetitive movements.

Save up to 33% of your time²



Image: A user utilizing the Actions Ring for quick access to application-specific shortcuts.

3.4 Easy-Switch Technology

The MX Master 4 for Mac can be paired with up to three different devices and allows for seamless switching between them using the Easy-Switch buttons located on the bottom of the mouse. This is ideal for users who work across multiple computers or devices.

Switch between up to 3 Apple devices via Actions Ring



Work and transfer files using
Logi Options+

Image: A visual representation of switching between up to three Apple devices using the mouse's Easy-Switch feature.

3.5 8K DPI Sensor

The mouse is equipped with an 8K DPI optical sensor, enabling precise tracking on virtually any surface, including glass (minimum 4mm thickness).

Track on any surface, even glass⁵



With 8K DPI precision

Image: The mouse demonstrating its ability to track precisely on a glass surface.

3.6 Quiet Clicks

The MX Master 4 for Mac features quiet click technology, reducing click noise by 90% compared to standard mice. This creates a quieter working environment without compromising tactile feedback.

4. CUSTOMIZATION WITH LOGI OPTIONS+

The Logi Options+ application unlocks the full potential of your MX Master 4 for Mac. Through this software, you can:

- Customize button assignments for various applications.
- Adjust the intensity of haptic feedback.
- Configure the Actions Ring for specific workflows.
- Set up application-specific profiles.

Regularly check for updates to Logi Options+ to ensure you have the latest features and performance

enhancements.

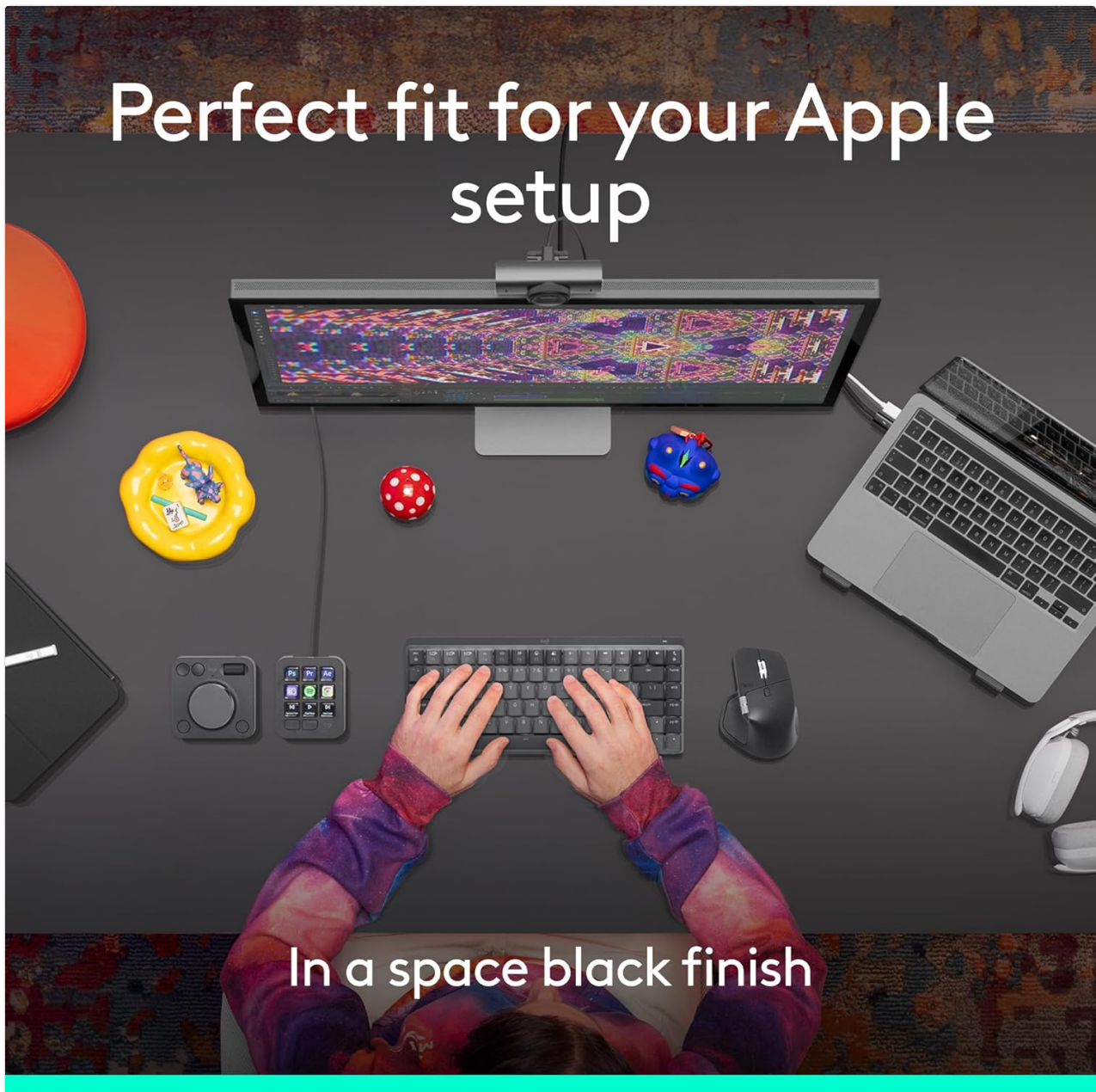


Image: The Logi Options+ application interface, showing customization options for the mouse.

5. CHARGING AND BATTERY

The MX Master 4 for Mac is powered by a rechargeable battery. To charge the mouse, connect a USB-C cable (not included) to the USB-C port on the front of the mouse and to a power source.

- A full charge provides up to 70 days of battery life, depending on usage.
- A quick 1-minute charge can provide approximately 3 hours of use.

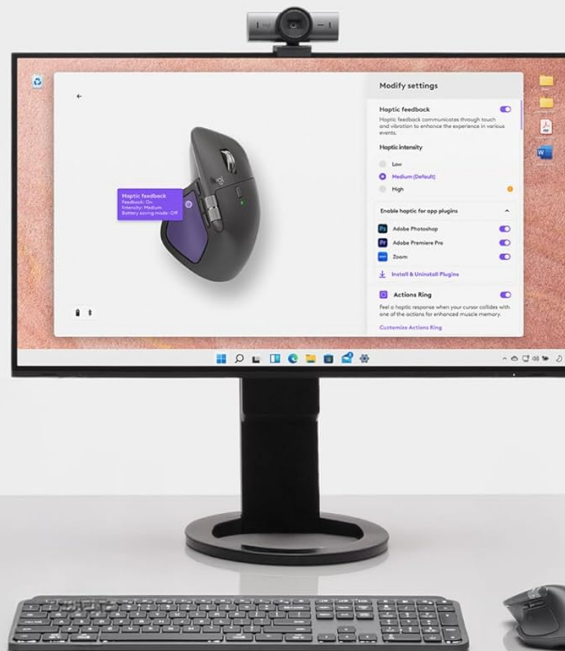
The LED indicator on the mouse will show charging status and battery level.

6. MAINTENANCE

To ensure optimal performance and longevity of your MX Master 4 for Mac mouse, follow these maintenance guidelines:

- **Cleaning:** The mouse features improved stain resistance. To clean, gently wipe the surface with a soft, damp, lint-free cloth. Avoid abrasive cleaners or solvents.
- **Storage:** When not in use for extended periods, store the mouse in a clean, dry environment.
- **Avoid Extreme Conditions:** Do not expose the mouse to extreme temperatures, direct sunlight, or excessive moisture.

Countless customizations & plugins



With Logi Options+ app

Image: The mouse's surface, emphasizing its improved stain resistance for easier cleaning.

7. TROUBLESHOOTING

If you encounter issues with your MX Master 4 for Mac, refer to the following common solutions:

- **Mouse Not Connecting:**
 - Ensure the mouse is turned on and charged.

- Verify Bluetooth is enabled on your device.
 - Re-initiate pairing mode on the mouse by holding an Easy-Switch button.
 - Remove and re-add the mouse from your device's Bluetooth settings.
 - Try connecting to a different Easy-Switch channel (1, 2, or 3).
- **Haptic Feedback Not Working:**
 - Ensure Logi Options+ software is installed and running.
 - Check haptic feedback settings within Logi Options+ to ensure it is enabled and configured.
- **Inaccurate Tracking:**
 - Clean the optical sensor on the bottom of the mouse with a soft, dry cloth.
 - Ensure the surface you are using is clean and free of debris.
 - If tracking on glass, ensure the glass thickness is at least 4mm.
- **Buttons or Scroll Wheel Unresponsive:**
 - Check battery level and charge if necessary.
 - Restart your computer or device.
 - Reinstall Logi Options+ software.

8. SPECIFICATIONS

Feature	Detail
Brand	Logitech
Series	Logitech MX Master 4
Model Number	910-007575
Hardware Platform	Mac, PC
Operating System Compatibility	Android, Chrome OS, Linux, Windows, iPadOS, macOS
Item Weight	10.2 ounces (approx. 289.2 grams)
Package Dimensions	6.61 x 5.59 x 2.24 inches
Color	Space Black
Power Source	Battery Powered (Rechargeable)
Connectivity Technology	Bluetooth, Radio Frequency (Logi Bolt ready, receiver not included)
Special Features	Lightweight, Programmable Buttons, Rechargeable, Soundless (Quiet Clicks), Wireless, Haptic Feedback, MagSpeed Scroll Wheel, 8K DPI Optical Sensor

Feature	Detail
Movement Detection Technology	Optical
Battery Life	Up to 70 days on a full charge; 3 hours of use from 1-minute charge




9. WARRANTY AND SUPPORT




Logitech products are manufactured to high-quality standards and are backed by a limited hardware warranty. For specific warranty details, terms, and conditions applicable to your region, please refer to the warranty information included with your product or visit the official Logitech support website. For technical assistance, frequently asked questions, and driver downloads, please visit the Logitech Support website:

- [Logitech Support](#)

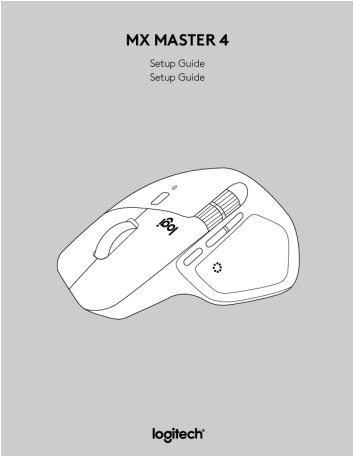
© 2025 Logitech. All rights reserved.

Related Documents - MX Master 4

	<p>Logitech MX Master 3S for Mac: Ratón Inalámbrico Performance, 8000 DPI, Bluetooth</p> <p>Descubra el ratón inalámbrico Logitech MX Master 3S para Mac, diseñado para un rendimiento excepcional con desplazamiento rápido, sensor láser de 8000 DPI, clics silenciosos y compatibilidad avanzada con macOS e iPadOS.</p>
	<p>Logitech MX Master 3S for Business Wireless Mouse - Features and Specifications</p> <p>Discover the Logitech MX Master 3S for Business wireless mouse, engineered for enhanced productivity, comfort, and advanced security with Logi Bolt connectivity. Explore its features, technical specifications, and compatibility.</p>
	<p>Logitech MX Master 3S: Getting Started Guide and Features</p> <p>Learn how to set up, connect, and use the Logitech MX Master 3S advanced wireless mouse. This guide covers features like MagSpeed scrolling, gesture controls, Logitech Flow, and software customization with Logitech Options+.</p>

	<p>Logitech MX Master 3 Getting Started Guide</p> <p>A comprehensive guide to setting up and using the Logitech MX Master 3 Advanced Wireless Mouse, covering quick setup, detailed setup, pairing with multiple computers, MagSpeed scroll wheel functionality, thumb wheel customization, gesture controls, back/forward buttons, app-specific settings, Logitech Flow, and battery management.</p>
	<p>Logitech MX Master 3 Advanced Wireless Mouse: Features, Specs, and Requirements</p> <p>Explore the Logitech MX Master 3 Advanced Wireless Mouse. Discover its features like MagSpeed scrolling, Darkfield sensor, customizable buttons, Bluetooth connectivity, and system requirements. Includes technical specifications and package details.</p>
	<p>Logitech MX Vertical Mouse: iPadOS and macOS Connectivity Guide</p> <p>A comprehensive guide to connecting and using the Logitech MX Vertical mouse with iPadOS and macOS, covering right-click functionality, scrolling direction, Bluetooth pairing, and troubleshooting common connectivity issues.</p>

Documents - Logitech – MX Master 4



[Logitech MX Master 4 Setup Guide](#)

Official setup guide for the Logitech MX Master 4 mouse, covering Bluetooth and USB-C receiver connection, features, and dimensions.

lang:en score:32 filesize: 521.94 K page_count: 7 document date: 2025-07-16



HOJA DE DATOS

MX Master 4 for Business

MX Master 4 for Business es nuestro ratón inalámbrico con capacidades avanzadas y conectividad mejorada. Se ha diseñado meticulosamente con funciones avanzadas que incluyen un sensor Darkfield de 8000 DPI, tecnología de clic silencioso, desplazamiento MagSpeed, un nuevo Actions Ring y respuesta háptica. Su conectividad dos veces más potente mejora el rendimiento en entornos inalámbricos congestionados.

- **Conectividad mejorada:** conectividad al doble de potencia* con un chip de más potencia, conexión de menor consumo y receptor USB-C Logi Bolt. La tecnología Logi Bolt proporciona una conexión totalmente segura compatible con DP.
- **Materiales duraderos de alta calidad:** presenta una mayor resistencia al desgaste* y es más fácil de limpiar, por lo que se mantiene impecable a largo plazo.
- **Desplazamiento MagSpeed:** hasta 2000 líneas por segundo a modo de precisión libre por línea.
- **Clicking en silencio y con precisión:** reduce el ruido del clic en un 90 % para estar más concentrado y que cada clic pueda ser escuchado con precisión.
- **Acceso rápido a sus herramientas favoritas:** Actions Ring proporciona acceso instantáneo a herramientas de software con solo pulsar un botón.
- **Precisión que puede sentirse:** personalice la respuesta háptica específica de la aplicación para el control más preciso o mejor rendimiento háptico sobre todo el teclado y la conectividad.



Logitech MX Master 4 for Business Mouse: Advanced Features and Specifications

Detailed datasheet for the Logitech MX Master 4 for Business mouse, highlighting its advanced features like Darkfield sensor, MagSpeed scrolling, improved connectivity, and ergonomic design for professional use.

lang:es score:25 filesize: 262.84 K page_count: 2 document date: 2025-09-02



Solutions for Business:

Personal Workspace



The new personal workspace

Logitech's personal workspace solutions provide an enterprise-grade ecosystem of hardware and software to support collaboration for all types of employees, regardless of where or how they work.

Our complete personal workspace solutions put employees at the center, offering tailored, high-quality tools to help them perform at their best, while enabling simple department and management roll-up.

Logitech Personal Workspace Solutions for Business

Explore Logitech's comprehensive personal workspace solutions designed for businesses. Discover hardware and software ecosystems that enhance productivity, collaboration, and employee well-being, tailored for various roles from specialized professionals to executives and remote workers.

lang:en score:25 filesize: 7.65 M page_count: 13 document date: 2025-08-01



数据表

MX Master 4 商用

MX Master 4 商用鼠标是我们的旗舰鼠标，具有出色性能和增强的连接性。它经过精心设计和制造，搭载了 8K DPI Darkfield 激光传感器、静音点击技术、MagSpeed 滚轮、全新 Actions Ring 以及高级无线充电功能，连接性能提升两倍，并可提供提升您的无线环境中的性能。

- **增强连接性：**搭载先进的无线芯片，优化的天线和接收器 Logi Bolt USB-C 接收器，确保数据稳定传输，实现 Logi Bolt 技术，实现完全兼容 DP 和 DP 连接。
- **高品质耐用材料：**具有出色的耐用性，而且易于清洁，可保持外观整洁。
- **超精准滚轮，适用于多种数据表：**8K DPI Darkfield 激光传感器，精准滚动，提升工作效率。
- **MagSpeed 滚轮：**可实现高达每秒 1,000 行数据表的滚动精度。
- **静音、精准点击：**静音点击技术可将点击噪音降低 90%，减少干扰，让您更专注于工作。
- **快速访问您的常用工具：**全新 Actions Ring，只需按下按钮即可快速访问常用工具。
- **新增触觉反馈和响应控制：**自定义触觉反馈和响应控制，实现精准控制，确保每次点击都能获得最佳的响应和精度。



Logitech MX Master 4 for Business: Advanced Wireless Mouse

Explore the Logitech MX Master 4 for Business, a premium wireless mouse featuring an 8K DPI Darkfield sensor, MagSpeed scroll wheel, Logi Bolt connectivity, and ergonomic design for enhanced productivity and secure connections.

lang:es score:24 filesize: 610.63 K page_count: 2 document date: 2025-09-02



DATASHEET

MX Master 4 for Business

MX Master 4 for Business is our flagship mouse with advanced capabilities and enhanced connectivity. It's thoughtfully designed with advanced features that include an 8K DPI Darkfield laser sensor, Quiet Click technology, MagSpeed scrolling, a new Actions Ring, and haptic feedback. Two times more powerful connectivity improves performance in congested wireless environments.

- **Enhanced connectivity:** 2x more powerful connectivity* with an advanced radio chip, optimized antenna placement, and Logi Bolt USB-C receiver. Logi Bolt technology provides a fully encrypted, 100% corruption-free connection.
- **High-quality, durable materials:** Offers improved stain resistance* and is easier to clean so you can keep it looking good for longer.
- **Works on any surface:** Slip on a pad every time with the 8K DPI Darkfield laser sensor, even on glass!
- **MagSpeed scrolling:** Up to 1,000 lines per second or precision free for the mouse.
- **Quiet, focused work:** Quiet Click technology reduces click noise by 90%, creating less noise distraction so you and your work neighbors can focus in work.
- **Fast access to favorite tools:** Actions Ring provides quick access to tools or actions of the past or a future.
- **Precision you can feel:** Custom app-specific haptic feedback, precise control, or more gentle haptic reminders for battery and connectivity updates.



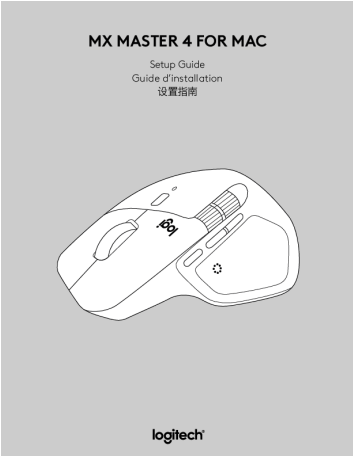
Logitech MX Master 4 for Business Datasheet: Features & Specifications

Datasheet for the Logitech MX Master 4 for Business mouse, detailing its advanced features like 8K DPI Darkfield sensor, MagSpeed scrolling, Quiet Click technology, and Logi Bolt connectivity, along with comprehensive product specifications and sustainability information.

lang:en score:23 filesize: 259.33 K page_count: 2 document date: 2025-09-02



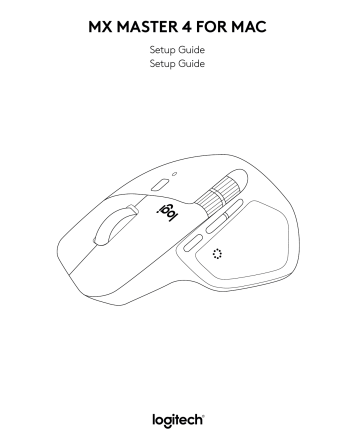
lang:af score:21 filesize: 16.29 M page count: 248 document date: 2025-09-18



[Logitech MX Master 4 for Mac Setup Guide](#)

Get started with your Logitech MX Master 4 for Mac. This setup guide provides instructions on how to connect your mouse via Bluetooth and install the Logi Options+ software for customization.

lang:en **score:20** filesize: 11.57 M page_count: 143 document date: 2025-09-19



[Logitech MX Master 4 for Mac Setup Guide - Connect and Configure Your Mouse](#)

Comprehensive setup guide for the Logitech MX Master 4 for Mac wireless mouse. Learn how to connect via Bluetooth, install Logi Options+, and view product dimensions.

lang:en **score:19** filesize: 400.95 K page_count: 6 document date: 2025-08-06



[\[pdf\] Documentation](#)

CARACTÉRISTIQUES CONTENU DU COFFRETLa souris MX Master 4 offre un contrôle immersif et une précision qui se ressent grâce à son retour haptique Profitez d sur des actions 5099206133129 f

0boulanger scene7 is content Boulanger 5099206133129 |||

La souris MX Master 4 offre un contrle immersif et une prcision qui se ressent grce son retour haptique. Profitez d un retour haptique sur des actions spcifiques, des raccourcis, des notifications comme le changement d ordinateur, les rglages de curseurs, et bien plus encore. Personnalisez l intens...

lang:fr **score:19** filesize: 139.52 K page_count: 2 document date: 2025-08-11



[Logitech MX Master 4 for Mac Setup Guide](#)

Concise guide to setting up and connecting your Logitech MX Master 4 for Mac wireless mouse via Bluetooth, including software installation and product specifications.

lang:i-klngon **score:18** filesize: 449.14 K page_count: 5 document date: 2025-08-27



[Logitech Premium Peripherals for Business: Enhance Productivity and Results](#)

Discover how Logitech's advanced peripherals, including the MX Master 4 mouse, MX Keys keyboard, MX Brio 705 webcam, and Zone Wireless 2 headset, empower professionals to achieve peak performance, maximize productivity, and elevate their workflow.

lang:en **score:17** filesize: 11.87 M page_count: 16 document date: 2025-09-29



[Logitech MX Series: Premium Randapparatuur voor Verbeterde Productiviteit](#)

Ontdek de voordelen van Logitech's geavanceerde MX Series randapparatuur voor bedrijven, waaronder de MX Master 4 muis, MX Keys toetsenbord, MX Brio webcams en Zone Wireless 2 headset. Verbeter uw workflows, efficiëntie en productiviteit met deze hoogwaardige tools.

lang:nl **score:17** filesize: 609.14 K page_count: 16 document date: 2025-10-20



[Logitech Advanced Peripherals for Business: Enhance Productivity and Performance](#)

Discover Logitech's advanced business peripherals, including the MX Master 4 mouse, MX Keys keyboard, MX Brio webcams, and Zone Wireless 2 headset, designed to boost productivity, comfort, and communication for professionals.

lang:it **score:17** filesize: 609.67 K page_count: 16 document date: 2025-10-20



[Cómo los periféricos prémium conducen a resultados prémium | Logitech](#)

Descubra cómo los periféricos avanzados de Logitech, incluyendo mouses, teclados y cámaras web, potencian la productividad, la eficiencia y la experiencia general en el entorno de trabajo profesional.

lang:es **score:17** filesize: 11.87 M page_count: 16 document date: 2025-10-20



[Logitech: Como Periféricos de Alta Qualidade Geram Resultados de Alta Qualidade](#)

Descubra como os periféricos avançados da Logitech, como mouses, teclados, webcams e headsets, aumentam a produtividade e o desempenho no ambiente de trabalho. Conheça os modelos MX Master 4, MX Keys, MX Brio e Zone Wireless 2.

lang:pt **score:17** filesize: 610.58 K page_count: 16 document date: 2025-10-20



[Periféricos Logitech Avanzados: Mejora la Productividad y la Calidad](#)

Descubre cómo los periféricos prémium de Logitech, como el ratón MX Master 4, el teclado MX Keys, la webcam MX Brio y los auriculares Zone Wireless 2, mejoran la productividad, la eficiencia y la experiencia del usuario para profesionales.


lang:es **score:16** filesize: 612.49 K page_count: 16 document date: 2025-10-20



[Logitech](#)

Logitech MX

lang:no **score:16** filesize: 12.05 M page_count: 16 document date: 2025-10-21



[Logitech Personal Workspaces: Elevating Employee Productivity and Confidence](#)

Discover how Logitech's integrated personal workspace solutions empower employees, enhance productivity, and simplify IT management. This overview details the benefits of a unified ecosystem for modern work environments.

lang:en **score:16** filesize: 3.52 M page_count: 14 document date: 2025-10-08



[Logitech Personal Workspace Solutions: Enhancing Efficiency and Confidence](#)

An analysis by The Collab Collective exploring how Logitech's integrated personal workspace solutions elevate employee experience from ordinary to extraordinary, addressing the hidden costs of fragmented setups and highlighting the benefits of a unified ecosystem for both employees and IT departments.

lang:i-klingson **score:15** filesize: 3.76 M page_count: 14 document date: 2025-10-31



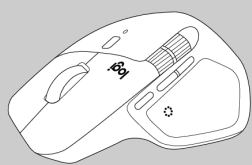
[Logitech Personal Workspaces: Boosting Productivity and Trust in the Modern Workplace](#)

Explore how Logitech's integrated personal workspace solutions enhance employee productivity, well-being, and IT efficiency, transforming the ordinary work experience into the extraordinary. Learn about the hidden costs of fragmented setups and the benefits of an ecosystem approach.

lang:de **score:14** filesize: 742.66 K page_count: 14 document date: 2025-10-29

MX MASTER 4

Setup Guide
Guide d'installation
设置指南



logitech

[Logitech MX Master 4 Setup Guide](#)

Comprehensive setup guide for the Logitech MX Master 4 mouse, covering Bluetooth and USB-C connections, software installation, and product details. Available in multiple languages.

lang:en **score:14** filesize: 15.81 M page_count: 178 document date: 2025-09-01