



Manuals.plus /

› VEKJ /

› VEKJ A68 Pro AI Translation Earbuds User Manual

## VEKJ A68 Pro

# VEKJ A68 Pro AI Translation Earbuds User Manual

Model: A68 Pro

## INTRODUCTION

---

The VEKJ A68 Pro AI Translation Earbuds are designed to facilitate seamless communication across language barriers. These earbuds integrate real-time translation, music playback, and call functions, making them suitable for various personal and professional applications. This manual provides detailed instructions for setup, operation, and maintenance of your device.



Image: The VEKJ A68 Pro AI Translation Earbuds in their rose gold charging case, displaying battery levels.

## PACKAGE CONTENTS

---

Please verify that all items are present in your package:

- A68 Pro Translator Earbuds (2 units)
- USB-C charging cable (1 unit)
- Instructions for use (1 manual)
- Translation manual (1 manual)
- Ear tips (3 pairs)

## SETUP GUIDE

---

## 1. Charging the Earbuds

Before first use, fully charge the earbuds and the charging case. Connect the provided USB-C cable to the charging case and a power source. The LED display on the case will indicate the charging status.

## 2. Downloading the "Ear Dance" App

The "Ear Dance" application is essential for utilizing the translation features of your earbuds. You can download it using one of the following methods:

1. Scan the QR code provided in the physical instruction manual.
2. Search for "Ear Dance" in your device's app store (Google Play Store for Android, Apple App Store for iOS).
3. Alternatively, you can visit the direct download link: <https://earjoy.watchfun.cn/app-download-h5?appCode=eardance>

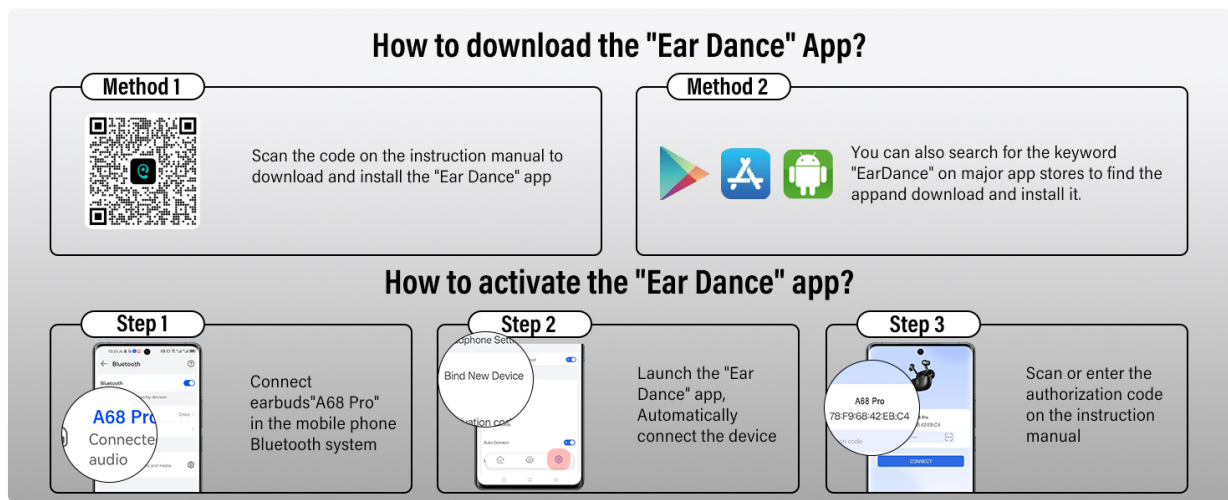


Image: Visual guide for downloading the "Ear Dance" app via QR code or app store search, and the three-step activation process.

## 3. Pairing with Your Device and Activating the App

Follow these steps to connect your earbuds and activate the "Ear Dance" app:

1. **Step 1: Connect Earbuds via Bluetooth.** Open the charging case. On your mobile phone, go to Bluetooth settings and select "A68 Pro" to pair. You should hear a confirmation sound.
2. **Step 2: Launch the "Ear Dance" App.** Open the "Ear Dance" application on your phone. The app will automatically detect and attempt to connect to the earbuds.
3. **Step 3: Activate Device.** Within the app, you may be prompted to scan a QR code or enter an authorization code found in your instruction manual to complete the device activation.

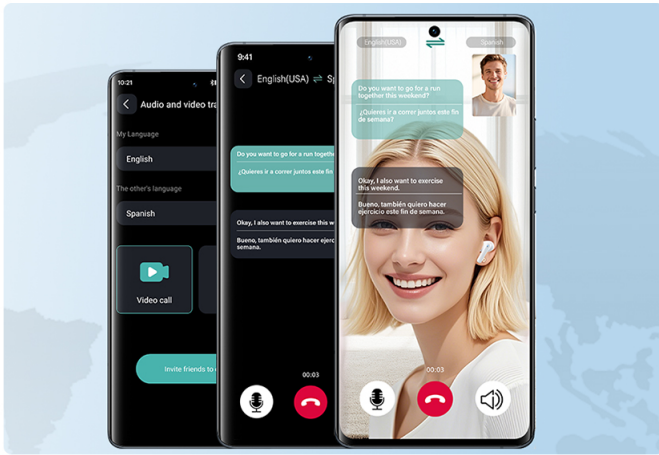
## OPERATING INSTRUCTIONS

### Translation Modes (Supported Languages: 164, unless specified)

The VEKJ A68 Pro offers multiple translation modes to suit different communication scenarios:

#### Audio and Video Call Translation Mode

This mode enables real-time language conversion during audio and video calls. It automatically recognizes and translates spoken dialogue, displaying subtitles on your screen or playing translated audio through the earbuds. Ideal for international conferences or video chats with overseas contacts.



## Audio and Video Translation Mode (Support 164 languages)

Translates audio/video content by connecting via Bluetooth or audio cable. Automatically recognizes and translates soundtrack dialogue, displaying subtitles or playing translated audio.

Image: A smartphone screen showing the Audio and Video Call Translation Mode interface, with a video call in progress and translated text.

## Free Talk Mode

In Free Talk mode, you wear the earbuds and speak in your native language. The device automatically recognizes and translates your speech into the target language, delivering the translation through the earbuds or via the phone speaker. This mode is suitable for dynamic, two-way conversations and travel.



## Free Talk Mode (Support 164 languages)

Simply wear the earbuds and speak in your native language. The device will automatically recognize and translate your speech into the target language, delivering the translation through the earbuds or via phone speaker. Ideal for daily conversations and travel.

Image: Two individuals in a business setting, one wearing earbuds, demonstrating the Free Talk translation mode.

## Headset + Phone Mode

This mode is designed for quick two-way interactions. One person wears the earbuds, while the other speaks into the phone. The earbuds capture the wearer's voice, and the phone captures the other person's voice, with translations appearing on the phone screen in real-time. Audio output is available through either device.



## Headphone+Phone Mode (Support 164 languages)

When paired with your smartphone, voice input is captured through the earbuds while translations appear on your phone screen in real-time, with audio output available through either device.

Image: A woman outdoors, wearing earbuds and looking at her phone, illustrating the Headset + Phone translation mode.

## Translator Machine Mode

Functioning as a standalone translator, this mode does not require the earbuds. Speak directly into your phone for instant voice translation, with results displayed on-screen and played through the phone's speaker. Useful when earbuds are not convenient.



## Translator Machine Mode (Support 164 languages)

Works as a standalone translator without requiring earbuds. Speak directly to your phone for instant voice translation, with results displayed on-screen and played through the speaker.

Image: A man holding a smartphone, demonstrating the Translator Machine Mode where the phone acts as a standalone translator.

## Photo Translation (Supported Languages: 20)

Use your phone's camera to take a picture of foreign text (e.g., a menu, sign, or document). The app will automatically translate the text in the image into your selected language. This is helpful for reading foreign signs or documents.



## Photo Translation

(Support 20 languages)

Photo translation is when you use your phone to take a picture of foreign text (like a menu or document), and an app automatically translates the text in the image into Chinese (or another language).

Image: A woman using her smartphone to translate text from a document via the Photo Translation feature.

## Voice Note Mode (Supported Languages: 11)

This mode converts spoken speech to text in real-time, offering automatic transcription and translation capabilities. It is useful for note-taking during meetings, lectures, or creative brainstorming sessions.



## Voice Note Mode

(Support 11 languages)

Converts speech to text in real-time with automatic transcription and translation capabilities. Supports note-taking for meetings, lectures, or creative brainstorming.

Image: An adult and a child engaged in a learning activity, potentially using the Voice Note Mode for transcription or translation.

## AI Dialogue Mode (Supported Languages: 13)

Integrated with OpenAI 4.0 mini API, this mode enables smooth, intelligent conversations. It provides detailed responses for daily chats, information requests, writing assistance, brainstorming, or studying. Note: This mode does not support real-time data like weather or current dates.



## AI Dialogue Mode

Support 13 languages

With AI-powered translation earbuds, communicate across languages in real time—making business meetings and travel conversations easier than ever!

## Touch Controls

The earbuds feature sensitive touch controls for various functions:

- **Double Tap (R/L):** Play/Pause music, Answer/End call.
- **3 Clicks (R/L):** Activate voice assistant/microphone.
- **1 Click (R):** Increase volume.
- **1 Click (L):** Decrease volume.
- **Hold on 2S (R):** Next track.
- **Hold on 2S (L):** Previous track.
- **1 Click (R/L) during call:** Answer/End call.
- **Hold on 2S during call:** Reject call.

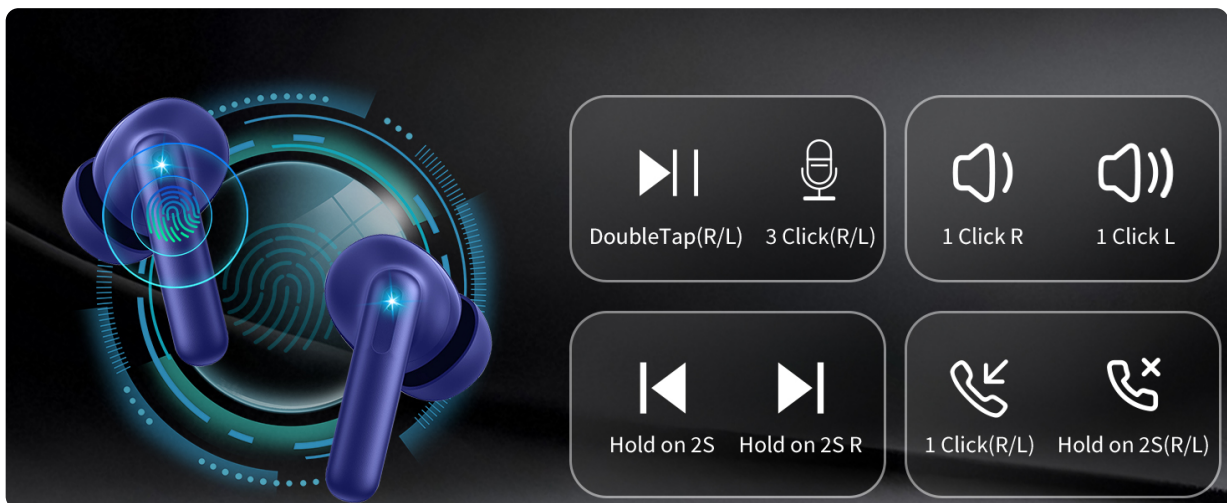


Image: A visual representation of the touch control gestures and their corresponding functions on the earbuds.

## KEY FEATURES

### Battery Life

The earbuds provide 6-8 hours of usage on a single charge. With the portable charging case, the total battery life extends up to 42 hours. The charging case features a digital LED display to show the power status of both the earbuds and the case.

## All-Day Battery Life

Smart power management ensures optimal battery usage, so you enjoy more music with fewer charges

6-8Hrs Single

42Hrs with Charging Case



Image: An illustration highlighting the 6-8 hours of single charge battery life and 42 hours total with the charging case.

## Audio Quality

Equipped with a 13mm Hi-Fi dynamic driver, these earbuds deliver immersive sound with rich bass and clear treble for an enhanced listening experience.




Image: A cutaway diagram illustrating the internal components of the earbud, highlighting the 13mm dynamic driver.

## Environmental Noise Cancellation (ENC)

The dual-mic ENC technology effectively filters out up to 90% of background noise, ensuring clear calls and audio even in noisy environments.



Image: An illustration depicting an earbud with sound waves, indicating 35dB noise reduction through ENC technology.

## Bluetooth 5.3 Connectivity

Utilizing Bluetooth 5.3, the earbuds offer ultra-fast and stable connections, ensuring seamless audio streaming, calls, and translation functions. After initial pairing, the earbuds will automatically reconnect when the charging case is opened.

## IPX7 Water Resistance

The earbuds are rated IPX7 water-resistant, making them suitable for use during workouts or in light rain. They are protected against immersion in water up to 1 meter for up to 30 minutes.




Image: A woman exercising outdoors, wearing earbuds, demonstrating the IPX7 water resistance feature.

## TROUBLESHOOTING

---

- **Earbuds not pairing:** Ensure both earbuds are charged and within range of your device. Turn off and on your device's Bluetooth, then try pairing again. If issues persist, reset the earbuds (refer to the full instruction manual for specific reset procedures).
- **No sound from one earbud:** Place both earbuds back into the charging case, close the lid, wait a few seconds, then take them out again. Check if the earbud is properly seated and charged.
- **Translation not working:** Verify that the "Ear Dance" app is open and connected to the earbuds. Check your internet connection, as most translation features require online access. Ensure the correct source and target languages are selected in the app.
- **Poor audio quality/noise:** Ensure earbuds are clean and properly fitted in your ears. Check for any obstructions in the microphone or speaker. If using ENC, ensure it is enabled in the app settings if applicable.
- **App not connecting to earbuds:** Close and reopen the "Ear Dance" app. Ensure Bluetooth is enabled on your phone and the earbuds are paired. Restart your phone if necessary.

## SPECIFICATIONS

---

Feature	Detail
Model Number	A68 Pro
Brand	VEKJ
Package Dimensions	4.09 x 3.27 x 1.34 inches
Item Weight	3.84 ounces
Batteries	3 AA batteries required (included)
Bluetooth Version	5.3
Translation Languages	164 (various modes support different subsets)
Battery Life (Earbuds)	6-8 hours (single charge)
Total Battery Life (with case)	Up to 42 hours
Water Resistance	IPX7

## WARRANTY AND SUPPORT

---

For warranty information, technical support, or service inquiries, please refer to the warranty card included in your package or contact VEKJ customer support directly through their official website or the "Ear Dance" app. Please retain your proof of purchase for warranty claims.