

## Manuals+

[Q & A](#) | [Deep Search](#) | [Upload](#)

manuals.plus /

› [LG](#) /

› [LG gram Pro 17-inch Laptop User Manual](#)

## LG 17Z90TR-E.ADB9U1

# LG gram Pro 17-inch Laptop User Manual

Model: 17Z90TR-E.ADB9U1

Brand: LG

[Introduction](#)

[What's in the](#)

[Box](#)

[Setup Guide](#)

[Operating Your Laptop](#)

[Maintenance & Care](#)

[Troubleshooting](#)

[Specifications](#)

[Warranty & Support](#)

## 1. INTRODUCTION

### About Your LG gram Pro Laptop

The LG gram Pro 17-inch laptop is engineered for users demanding both high performance and exceptional portability. This ultra-light device integrates advanced AI capabilities, a powerful Intel Core Ultra 9 processor, and NVIDIA RTX 5050 graphics to deliver a seamless computing experience for productivity, creativity, and entertainment.

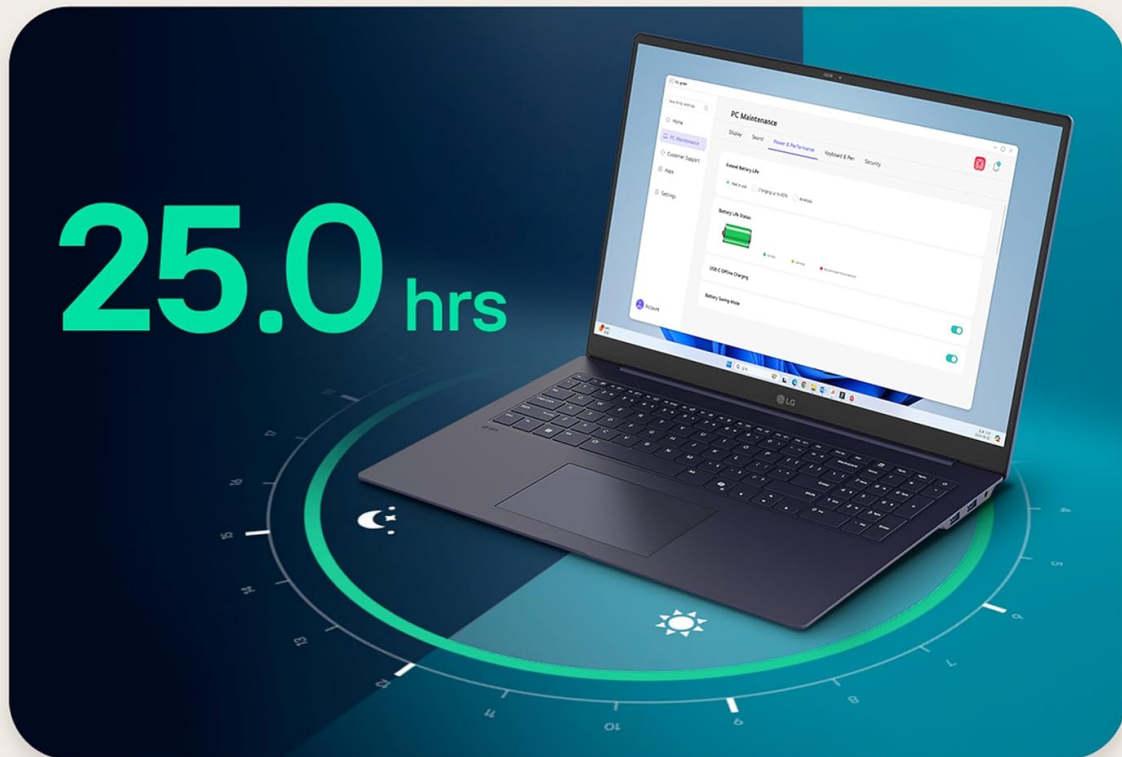
Key features include:

- **Ultra-Light Design:** Weighing approximately 3.3 lbs and measuring 0.6 inches thin, designed for effortless mobility.
- **Powerful AI Performance:** Equipped with an Intel Core Ultra 9 (Series 2) processor and hybrid LG gram AI solutions for versatile on-device and cloud-powered AI tasks.
- **Vivid Display:** A 17-inch display offering ultra-vivid colors, deep blacks, and exceptional contrast.
- **Advanced Graphics:** NVIDIA RTX 5050 Laptop GPU for smooth gaming, fast rendering, and smart AI performance.
- **Long-Lasting Battery:** A 90Wh high-capacity battery providing extended usage, optimized by an AI Smart Assistant.
- **Durable Construction:** Passed seven military-grade standards (MIL-STD 810H) for resilience.



Figure 1.1: LG gram Pro 17-inch Laptop. This image shows the laptop open, displaying its sleek design and large screen.

# 90Wh battery with up to 25.0 hours of video playback



\*Video playback time testing conducted by LG using Full HD video playback (1080p resolution), wireless turned off, 150 nits brightness, earphones and default options. Actual battery usage time and performance may vary depending on various factors, including network connectivity and application use. (January 2025)

Figure 1.2: Portability of the LG gram Pro. The laptop's lightweight design makes it easy to carry.

## 2. WHAT'S IN THE BOX

Upon unboxing your LG gram Pro laptop, please ensure all the following items are present:

- LG gram Pro Laptop
- Power Cable

## 3. SETUP GUIDE

### 3.1 Initial Power-On

1. Connect the power cable to the laptop's charging port and then to a power outlet.
2. Open the laptop lid. The laptop may power on automatically, or you may need to press the power button, typically located on the top-right of the keyboard.
3. Follow the on-screen instructions to complete the initial Windows 11 setup.

## 3.2 Connecting Peripherals

Your LG gram Pro laptop offers a variety of ports for connecting external devices. Refer to the diagrams below for port locations.



Figure 3.1: Flexible Connectivity Ports. This diagram illustrates the various ports available on the laptop for connecting peripherals.



Figure 3.2: Left Side Ports. Includes USB 3.2 ports and a headphone/microphone combo jack.

# Smooth Visuals Enabled by Variable Refresh Rate

Variable Refresh Rate (VRR)

31<sub>Hz</sub> ↔ 144<sub>Hz</sub>



Figure 3.3: Right Side Ports. Features HDMI and USB 4 Type-C (Thunderbolt 4) ports.

## 3.3 Operating System Setup (Windows 11)

Your LG gram Pro comes with Windows 11 Home pre-installed. During the initial setup, you will be guided through personalizing your settings, connecting to Wi-Fi, and setting up your Microsoft account. Windows 11 includes Copilot, an AI assistant designed to enhance productivity and creativity.

# Windows 11 with Copilot

## AI-driven tools for productivity, creativity, and accessibility



Figure 3.4: Windows 11 with Copilot. The laptop screen shows the Windows 11 interface with the Copilot AI feature.

### 3.4 LG gram Link Setup

The LG gram Link feature allows seamless integration with up to 10 devices across Android and iOS. To utilize this feature, download the LG gram Link app from the official LG website or your device's app store. Once installed, follow the in-app instructions to pair your devices for file sharing, screen expansion, and unified control.

# Game Changer

GeForce RTX 50 Series Laptops,  
powered by Blackwell and AI.



Figure 3.5: LG gram Link Integration. This image depicts the laptop's ability to connect with other mobile devices.

## 4. OPERATING YOUR LG GRAM PRO

### 4.1 Basic Operation

The laptop features a full-sized keyboard with a numeric keypad and a responsive touchpad. Familiarize yourself with the function keys (Fn) for quick access to settings like screen brightness, volume, and keyboard backlight.

### 4.2 Display Features

The 17-inch display offers a high resolution of 2560 x 1600 pixels. It supports Variable Refresh Rate (VRR) from 31Hz to 144Hz, providing smooth visuals for various tasks, from casual browsing to demanding applications and gaming.

# Born for AI, perfectly paired with Intel® Core Ultra




Figure 4.1: Smooth Visuals with VRR. The display's variable refresh rate ensures fluid motion and responsiveness.

## 4.3 Battery Management

The LG gram Pro is equipped with a 90Wh battery, offering up to 25 hours of video playback. An integrated AI Smart Assistant analyzes your usage patterns to optimize battery efficiency, extending your unplugged time. To maximize battery life, adjust screen brightness, close unused applications, and utilize power-saving modes.



Figure 4.2: Extended Battery Life. The laptop's high-capacity battery provides long hours of use.

#### **4.4 Cooling System**

The laptop features an internal dual cooling system designed to maintain optimal operating temperatures during demanding workloads. This system helps prevent overheating and ensures consistent performance.

# Flexible Connectivity



USB (x2)



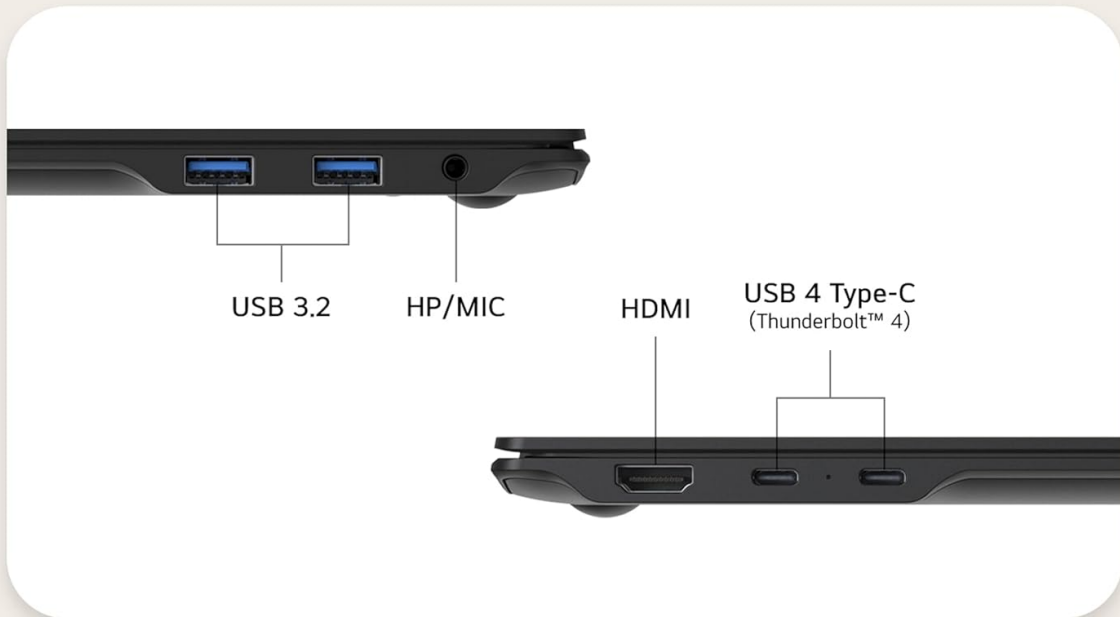
MIC/HP



HDMI



Type-C (x2)



\*Thunderbolt cable not included.

Figure 4.3: Internal Dual Cooling System. This image highlights the efficient cooling design of the laptop.

## 4.5 AI Features (Copilot & gram AI)

Leverage the power of AI with Windows 11 Copilot for smart assistance in tasks like summarizing documents, generating ideas, and improving writing. Additionally, LG gram AI offers a hybrid solution with on-device intelligence for local tasks (e.g., smart hard drive searches) and cloud-powered generative AI for complex tasks like document creation and data analysis.

# Unbelievably Portable. Undeniably Strong.



\*Passed 7 different MIL-STD 810H Tests for durability conducted by an independent laboratory that conforms to U.S. military standards (December 2024). Compliant with the following methods for MIL-STD-810H: Method 500.6 Low Pressure (Altitude) (Procedure I – Storage and Procedure II - Operation); Method 501.7 High Temperature (Procedure I – Storage and Procedure II - Operation); Method 502.7 Low Temperature (Procedure I – Storage and Procedure II - Operation); Method 514.8 – Vibration (Procedure I). Device may not perform as tested in all conditions. Test performed in controlled environment. Do not attempt.





Figure 4.4: gram Hybrid AI. Demonstrates the blend of on-device and cloud AI functionalities.

## 4.6 Audio Experience

Experience immersive audio with Dolby Atmos 3D Surround Sound. This technology enhances your listening experience, providing rich, clear, and deep sound for movies, music, and games.

# LG gram AI

Find the right LG laptop for you

Model	 LG gram Pro AI	 LG gram AI	 LG gram Pro 2-in-1 AI	 LG gram Book
LG gram Series	Z90TS / Z90TP / Z90TR	Z90TL / Z90T / Z80T	T90TP	U50T
Screen Sizes	17", 16"	17", 16", 15.6", 14"	16"	15.6"
Copilot+ PC	Z90TS Series	Z90TL Series		
Processor	Intel® Evo™ Edition by Intel® Core™ Ultra 9/7 (Series 2)	Intel® Evo™ Edition by Intel® Core™ Ultra 9/7 Intel® Core™ Ultra 7/5 AMD Ryzen AI 7	Intel® Evo™ Edition Intel® Core™ Ultra 7 (Series 2)	Intel® Core™ i5
Graphics	Intel® Arc™ / NVIDIA RTX 5050	Intel® Arc™ / AMD Radeon	Intel® Arc™	Intel Iris Xe
OLED Screen	16Z90TP*		✓	
VRR	Z90TS / Z90TP*		✓	
gram Hybrid AI	✓	✓	✓	

\*Select models

Figure 4.5: Dolby Atmos Audio. Enjoy a cinematic sound experience with your laptop.

## 5. MAINTENANCE AND CARE

### 5.1 Cleaning

To maintain your laptop's appearance and functionality:

- Use a soft, lint-free cloth slightly dampened with water or a screen cleaner to wipe the display.
- For the keyboard and chassis, use a soft, dry cloth. Avoid harsh chemicals or abrasive materials.
- Periodically use compressed air to clear dust from vents and ports.

### 5.2 Software Updates

Regularly update your Windows operating system and LG drivers to ensure optimal performance, security, and access to the latest features. You can check for updates through Windows Settings and the LG Update Center application.

### 5.3 Battery Care

To prolong battery lifespan:

- Avoid fully discharging the battery frequently.
- Store the laptop in a cool, dry place if not used for extended periods.
- If storing for a long time, charge the battery to about 50-60% before storage.

## 5.4 Durability

The LG gram Pro is built to withstand various conditions, having passed seven MIL-STD 810H tests for durability. This includes resistance to low pressure (altitude), high and low temperatures, and vibration. While robust, avoid exposing the laptop to extreme conditions or impacts.



Figure 5.1: Durability and Portability. The laptop's design combines lightweight construction with military-grade durability.

## 6. TROUBLESHOOTING

This section provides solutions to common issues you might encounter.

### 6.1 Power Issues

- **Laptop not turning on:** Ensure the power adapter is securely connected to both the laptop and a working power outlet. Try a different outlet.

- **Battery not charging:** Verify the power cable is not damaged. Check the charging indicator light on the laptop.

## 6.2 Performance Issues

- **Slow performance:** Close unnecessary applications. Check for background processes consuming high CPU or RAM. Ensure Windows and drivers are updated.
- **Overheating:** Ensure vents are not blocked. Use the laptop on a hard, flat surface. The internal dual cooling system should manage heat effectively under normal use.

## 6.3 Display Issues

- **No display:** Connect an external monitor to check if the issue is with the laptop's screen. Restart the laptop.
- **Flickering screen:** Update graphics drivers. Adjust display refresh rate settings.

## 6.4 Connectivity Issues

- **Wi-Fi not connecting:** Restart your router and laptop. Check Wi-Fi settings and ensure airplane mode is off.
- **Bluetooth device not pairing:** Ensure the device is in pairing mode and within range. Check Bluetooth settings on the laptop.

For more detailed troubleshooting, refer to the official LG support website or the comprehensive user manual PDF.

## 7. TECHNICAL SPECIFICATIONS

Feature	Specification
Brand	LG
Model Name	17Z90TR-E.ADB9U1
Screen Size	17 Inches
Screen Resolution	2560 x 1600 pixels
Max Screen Resolution	2560x1600 Pixels
Processor	Intel Core Ultra 9 (Series 2) 285H (2.9 GHz)
RAM	32 GB DDR5 (8400 MHz)
Hard Drive	2 TB SSD
Graphics Coprocessor	Intel RTX 5050
Graphics Card Description	NVIDIA RTX5050
Operating System	Windows 11 Home
Item Weight	3.26 pounds

Product Dimensions	14.9 x 10.4 x 0.63 inches
Color	Black
Wireless Type	Bluetooth
Special Features	Anti Glare Coating, Backlit Keyboard, HD Audio, Lightweight, Numeric Keypad

## 8. WARRANTY AND SUPPORT

---

### 8.1 User Manual (PDF)

A detailed user manual in PDF format is available for download. This document provides in-depth information on all features, advanced settings, and troubleshooting steps.

[Download Full User Manual  
\(PDF\)](#)

### 8.2 Customer Support

For further assistance, technical support, or warranty inquiries, please visit the official LG support website or contact LG customer service directly. Keep your product model number (17Z90TR-E.ADB9U1) and serial number handy when contacting support.