

NIMO NIMO N171

NIMO 17.3-inch FHD Laptop N171 User Manual

Model: NIMO N171

1. INTRODUCTION

This manual provides essential information for setting up, operating, maintaining, and troubleshooting your NIMO 17.3-inch FHD Laptop N171. Please read this guide thoroughly to ensure proper use and to maximize the lifespan of your device.

2. WHAT'S IN THE BOX

- 1 x NIMO N171 Laptop
- 1 x Type-C 65W PD Fast Charger
- 1 x User Manual
- Windows 11 Home (Pre-installed)

3. SETUP

3.1 Initial Power On and Charging

Before first use, ensure your laptop is fully charged. Connect the provided 65W Type-C PD Fast Charger to the laptop's Type-C charging port and then to a power outlet. The charging indicator light will illuminate.

Efficient Everyday Performance

Reliable performance for office work, web browsing and casual multimedia. Efficient 12th Gen architecture for everyday computing

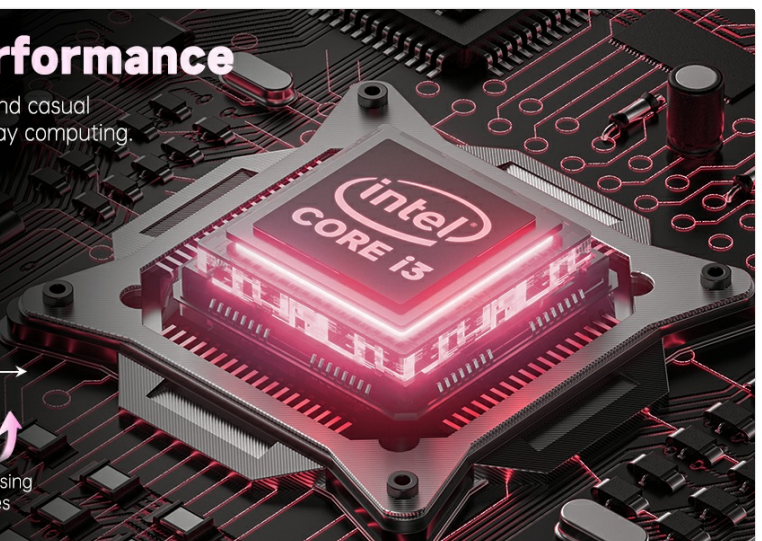
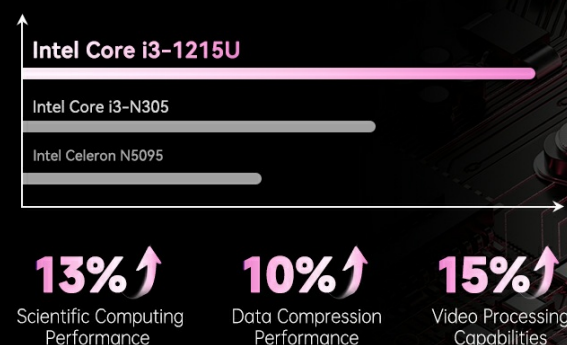


Image: The 65W Type-C PD charger, illustrating its compatibility with laptops, tablets, and smartphones, and emphasizing a clutter-free charging solution.

Press the power button located on the keyboard to turn on the laptop. Follow the on-screen instructions to complete the initial Windows 11 setup, including language, region, network connection, and user account creation.

3.2 Fingerprint Reader Setup

For enhanced security and quick login, set up the fingerprint reader. During the Windows 11 setup or later via Windows Settings (Accounts > Sign-in options), you can register your fingerprints. The fingerprint sensor is integrated into the touchpad.



Image: Close-up of the fingerprint sensor integrated into the laptop's touchpad, highlighting its secure one-touch login capability.

4. OPERATING INSTRUCTIONS

4.1 Display

Your NIMO N171 features a 17.3-inch Full HD (1920x1080) IPS anti-glare display. This screen provides wide viewing angles and vibrant colors for an immersive visual experience. The narrow bezels contribute to an 85% screen-to-body ratio.



Image: The NIMO laptop showcasing its 17.3-inch FHD IPS display with narrow bezels, emphasizing visual enjoyment and eye protection features.

4.2 Keyboard and Touchpad

The laptop is equipped with a full-size backlit keyboard, allowing for comfortable typing in various lighting conditions. It also includes a numeric keypad for efficient data entry. The integrated touchpad supports multi-touch gestures for navigation.



Image: The NIMO laptop's backlit keyboard and touchpad with an integrated fingerprint reader, illustrating ease of use in low-light conditions and secure login.

4.3 Ports and Connectivity

The NIMO N171 offers a variety of ports for connecting peripherals and external displays:

- USB 3.2 Gen1 ports (multiple)
- USB 2.0 port
- USB Type-C 3.2 Gen1 port (data and charging)
- Standard HDMI 1.4 port
- Audio Jack
- Micro SD card slot
- Kensington Lock slot



Image: A detailed diagram showing the various ports on the NIMO laptop, including USB, HDMI, Type-C, Audio Jack, and Micro SD slot, highlighting versatility.

4.4 Battery Management

The laptop is equipped with a 53.58 Wh battery, providing up to 7 hours of usage. For optimal battery life, avoid extreme temperatures and do not overcharge. Use only the provided 65W Type-C PD charger.

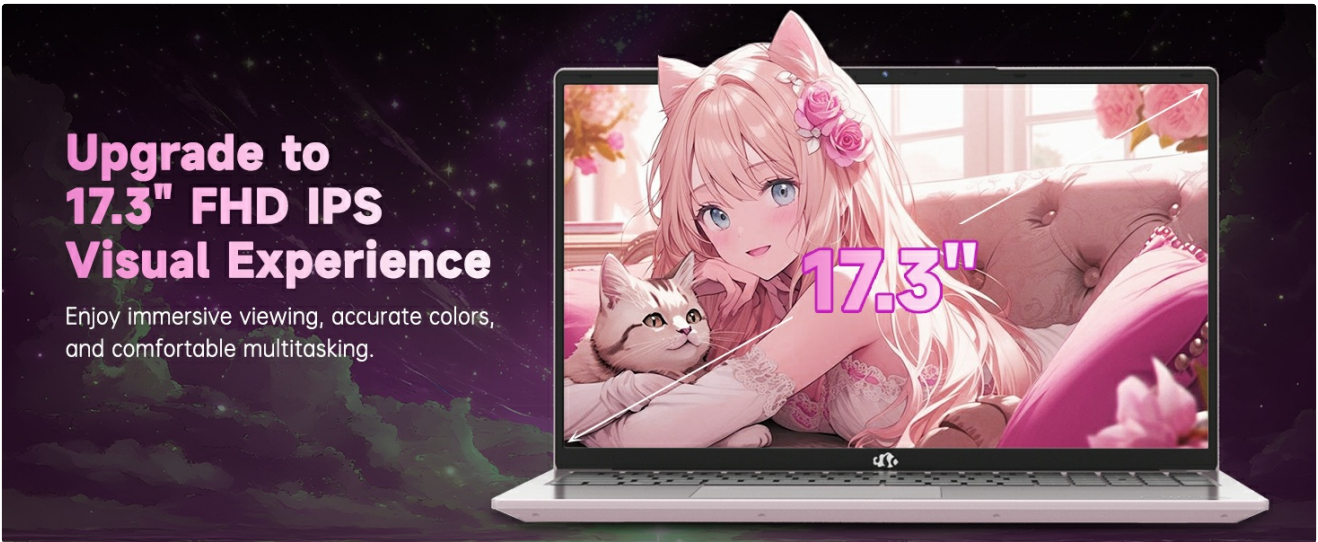


Image: Two individuals using the NIMO laptop in different settings, illustrating the laptop's large capacity battery and its suitability for extended use.

4.5 Webcam Privacy

The laptop includes a built-in privacy camera switch for the 2.0 MP webcam. Slide the switch to physically disable the camera when not in use, ensuring your privacy.

5. MAINTENANCE

- **Cleaning:** Use a soft, lint-free cloth slightly dampened with water or a screen cleaner to clean the display. For the keyboard and chassis, use a dry, soft cloth. Avoid harsh chemicals.
- **Storage:** Store the laptop in a cool, dry place away from direct sunlight and extreme temperatures.
- **Protection:** Use a protective case when transporting the laptop. Avoid placing heavy objects on top of it.
- **Software Updates:** Regularly update your operating system and drivers to ensure optimal performance and security.

6. TROUBLESHOOTING

- **Laptop not powering on:** Ensure the charger is properly connected and the battery has sufficient charge. Try a different power outlet.
- **Screen is blank:** Connect an external monitor to check if the display output is working. Restart the laptop.
- **Slow performance:** Close unnecessary applications, check for malware, and ensure sufficient free storage space.
- **Connectivity issues (Wi-Fi/Bluetooth):** Check if wireless features are enabled. Restart your router or Bluetooth device.
- **Overheating:** Ensure the laptop's vents are not blocked. Use the laptop on a hard, flat surface.

For persistent issues, refer to the NIMO support section or contact customer service.

7. SPECIFICATIONS

Feature	Specification
Model Name	NIMO N171

Display	17.3 Inches FHD (1920x1080) IPS Anti-Glare
Processor	Intel Core i3-1215U (6 Cores, 8 Threads, up to 4.4GHz)
RAM	16 GB DDR4 (3200 MHz)
Storage	256 GB PCIe SSD
Graphics	Integrated Intel Graphics
Operating System	Windows 11 Home
Wireless Connectivity	802.11a/b/g/n/ac, Bluetooth 5.2
Ports	USB 3.2 Gen1, USB 2.0, USB Type-C (PD), HDMI 1.4, Audio Jack, Micro SD
Battery Life	Up to 9 Hours (53.58 Wh)
Webcam	2 MP with Privacy Switch
Special Features	Fingerprint Reader, Backlit Keyboard, Numeric Keypad
Dimensions (LxWxH)	15.61 x 9.84 x 0.76 inches
Weight	4.6 pounds

8. WARRANTY AND SUPPORT

Your NIMO N171 laptop comes with comprehensive support:

- **2-Year Warranty:** Nimo Direct Inc. provides a 2-year warranty covering manufacturing defects.
- **90-Day Return Policy:** You may return any Nimo product for any reason within 90 days of purchase from Nimo Direct Inc.
- **24/7 Customer Support:** Dedicated support is available for instant issue resolution.

Contact Information:

For product-related questions or support, please contact us:

- **Email:** service@nimopc.com
- **Online:** Visit the official NIMO website or product page for contact options.

ALL-AROUND PROTECTION



2 Years Support



90 Days Return to Manufacturer



service@nimopc.com



24 hour service

Image: Two customer service representatives with headsets, representing professional customer assistance.



Nimo keeps swimming in the oceans. The founder of NIMO Direct Inc. is an enthusiast of scuba diving. We are so sad to find that the coral is dying all over the world from the Great Barrier Reef Australia to red sea Africa. 1 cent of every five dollar you spend on Nimo product will be donated to protect our environment.

Image: A technician working on a circuit board, symbolizing the 2-year support provided for Nimo products.



Professional Customer Assistance

Contact our professional after-sales team via phone and live chat.

Image: A delivery person handing a package to a customer, representing the 90-day return policy.

9. SAFETY INFORMATION

Please adhere to the following safety guidelines to prevent damage to your laptop and ensure personal safety:

- Use only original chargers and regularly inspect cables for damage.
- Handle the laptop by its base and consider using a protective case.
- Avoid placing heavy items on the laptop.
- Place the laptop on a hard, flat surface to prevent overheating. Keep it away from extreme temperatures and moisture.
- Do not overcharge the battery. Discontinue use if the battery swells or shows signs of damage.
- Set strong passwords, keep software updated, use antivirus protection, and regularly back up your data.
- In case of liquid spills, immediately unplug the laptop and allow it to dry completely before attempting to power it on.
- For any issues, consult professionals. Do not attempt to disassemble or repair the laptop yourself.

This laptop is provided "as is," with no express or implied warranties except the manufacturer's limited warranty (if applicable). Implied warranties of merchantability or fitness for a specific purpose are disclaimed. We are not liable for damages resulting from misuse (e.g., non-approved chargers, unauthorized repairs), physical damage, or failure to follow safety rules, including data loss or business interruption. Users must back up data regularly. This disclaimer does not exclude liability for manufacturing defects or violations of mandatory local laws. Using the laptop signifies your acceptance of these terms, governed by applicable jurisdiction laws.