

[Manuals.plus](#) /

> [RichBird](#) /

> RichBird Revive Smart Bird Feeder with Camera: Solar Powered, 2.5K HD Birdwatching Camera with AI Identification User Manual

RichBird Revive

RichBird Revive Smart Bird Feeder with Camera User Manual

Model: Revive | Brand: RichBird

INTRODUCTION

The RichBird Revive Smart Bird Feeder with Camera offers an innovative way to observe and interact with backyard birds. This solar-powered device features a 2.5K HD camera, advanced AI bird identification, and seamless integration with the COOLFLY app, providing real-time notifications and video capture. Designed for outdoor use, it is weatherproof and supports multi-user access, making birdwatching an engaging experience for everyone.

WHAT'S IN THE BOX

Ensure all components are present before proceeding with installation:

- Feeder Body
- RichBird Camera
- Solar Panel
- Perch
- User Manual
- Charging Cable
- Installation Kit (Mounting Bracket, Sleeve, Mounting Screws, Hose Clip, Black Strap)

One Bird-Watching Camera for All

Supports up to 5 users to **watch live** simultaneously



Image: All components of the RichBird Revive Smart Bird Feeder, including the feeder body, camera, solar panel, perch, and various mounting accessories.

SETUP & INSTALLATION

Follow these steps to assemble and install your RichBird Revive Smart Bird Feeder:

1. **Attach the Perch:** Align the perch with the designated slots on the feeder body and press firmly until it clicks into place.
2. **Install the Roof:** Position the rain-proof roof onto the top of the feeder body, ensuring the fastening buckles are correctly aligned. Secure the buttons to ensure the lid is tightly fastened.
3. **Assemble the Mounting Bracket:** Insert the pin into the pin hole on the mounting bracket. Tighten the bracket with screws to secure it.
4. **Connect the Solar Panel:** Plug the solar panel's charging cable into the charging port on the feeder camera.

5. **Mount the Feeder:** The feeder can be mounted on a pole, tree, or wall using the provided installation kit. Choose a location with ample sunlight for the solar panel.

Easy Setup in 3 Simple Steps



Image: Easy Setup in 3 Simple Steps: Clip the camera, fill with birdseed, and close the lid.



Image: Various mounting options for the RichBird Revive Smart Bird Feeder: Tree-Mounted, Pole-Mounted, and Wall-Mounted.

Video: This video demonstrates the step-by-step assembly and installation process for the RichBird Revive Smart Bird Feeder, including attaching components and mounting options.

APP SETUP & CONNECTION

The RichBird Revive Smart Bird Feeder connects to the COOLFLY app for full functionality.

1. **Download the COOLFLY App:** Scan the QR code provided in the manual or on the product packaging, or search for "COOLFLY" in your device's app store ([Download COOLFLY App](#)).
2. **Create an Account:** Follow the on-screen prompts to create a new user account or log in if you already have one.
3. **Add Your Device:** In the app, select "Add Device" and follow the guided instructions to pair your RichBird feeder camera. Ensure your device is connected to a 2.4GHz Wi-Fi network.

Upgraded Functions:

- Engaging Birding Community
- Exclusive Birdhouse Group Chats
- Gamified Interactive Experience: Guess the Bird

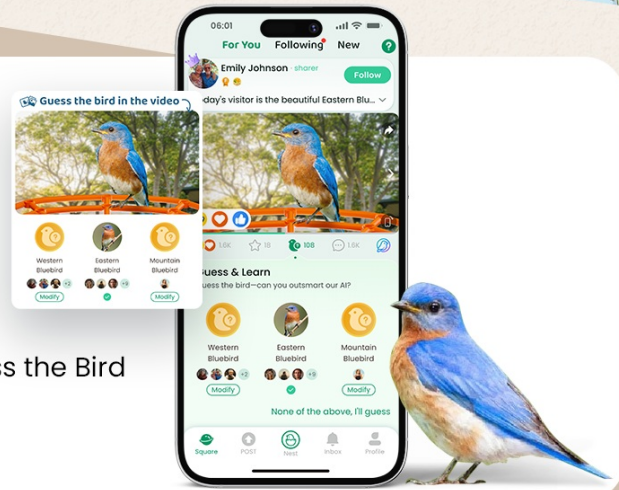


Image: The COOLFLY app interface displaying live birdwatching footage and various interactive features.

OPERATING INSTRUCTIONS


Maximize your birdwatching experience with these features:

- **Live Bird Watching:** Access 2.5K HD live video streams directly on your phone via the COOLFLY app. Receive instant notifications when birds visit your feeder, allowing you to observe them in real-time.
- **AI Bird Recognition:** The camera utilizes AI technology to recognize over 10,000 bird species. Enjoy free automatic recognition in videos or upload your own bird videos/images to Chirpchat for identification and learning.
- **Interactive Birding App:** The COOLFLY app features an interactive community where you can share discoveries, communicate with other enthusiasts, watch bird videos, and learn through fun games.
- **Squirrel Deterrence:** Use the two-way audio feature to issue voice warnings or play an alert sound to effectively scare away unwanted visitors like squirrels.
- **Multi-User Access:** Invite up to five users to watch live simultaneously without a subscription. Subscription options are available for 20 or more concurrent viewers.
- **Full-Color Night Vision:** Capture stunning close-up bird moments day and night with the camera's full-color night vision capabilities.
- **Cloud Storage:** Benefit from 72 hours of free loop cloud storage within 2 years. The device also supports up to a 128GB MicroSD card (not included) for local storage.

Instant Bird Alerts

Never miss a feathery visitor, bird watching anywhere and anytime



 **New notification** Now
New bird visitor! Go to welcome!

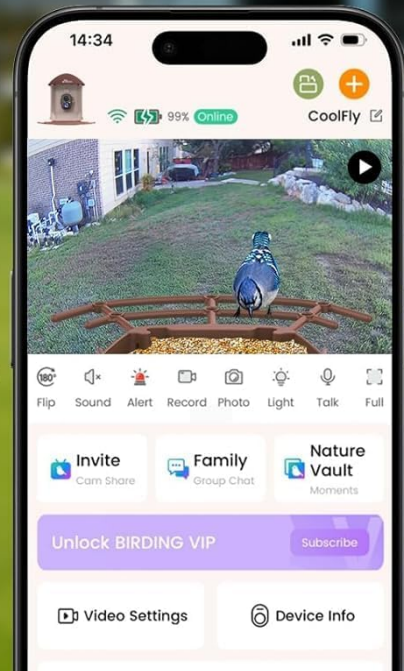


Image: Instant Bird Alerts: A phone screen displays a notification for a new bird visitor and a live view from the feeder camera.

Connect & Share with Bird Lovers

Share your discovers and watch all kinds of birds from all over the world

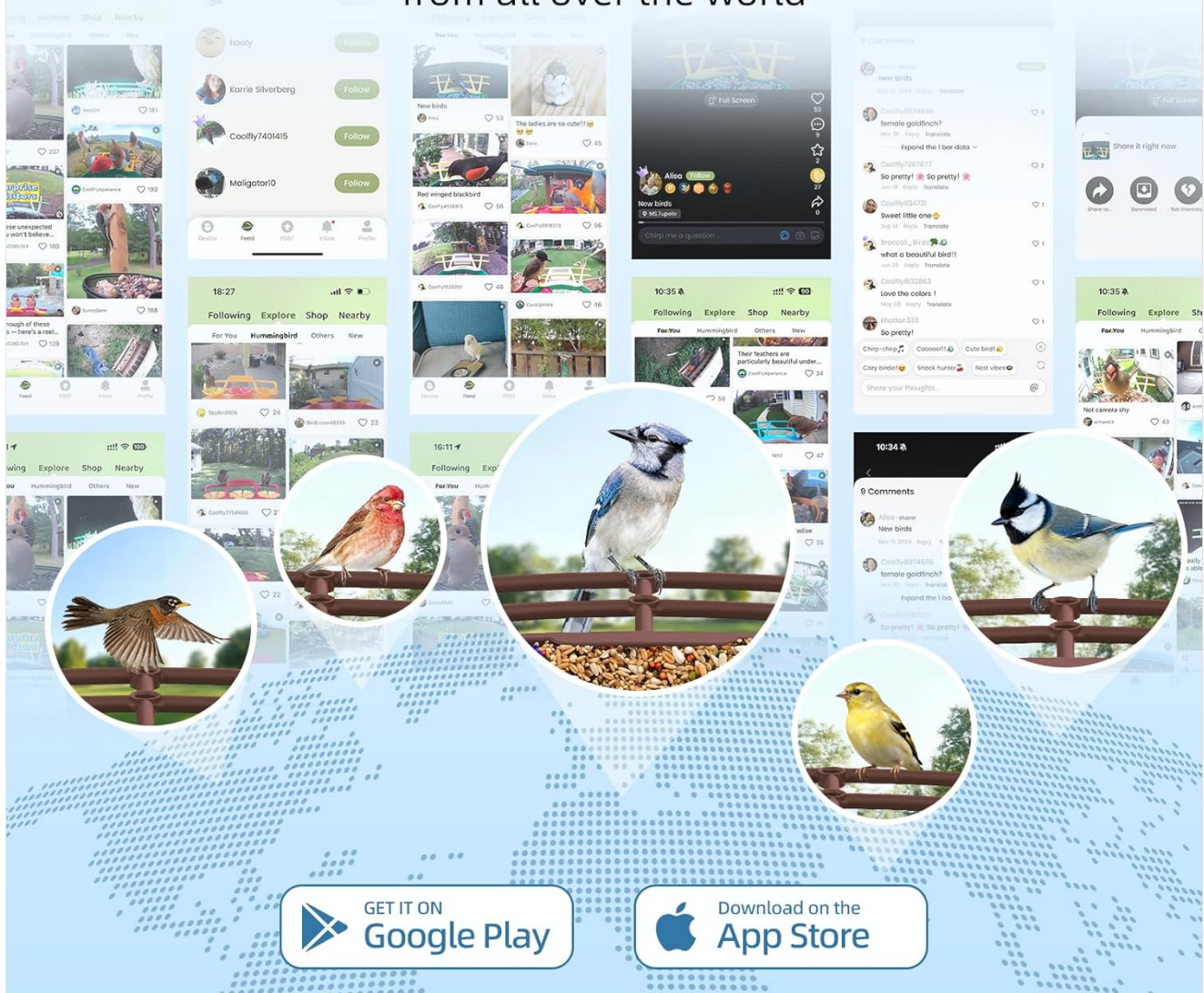


Image: Free AI Bird Recognition: A cardinal is shown on the feeder, with an overlay indicating AI identification of over 10,000 bird species without subscription.

Video: This video provides a guide on how to use the AI bird identification feature within the COOLFLY app, demonstrating its capabilities.

MAINTENANCE

Proper maintenance ensures the longevity and optimal performance of your bird feeder:

- **Effortless Refilling:** The wide-mouth top opening allows for quick and easy refills of birdseed without disassembling the feeder.
- **Cleaning:** Regularly clean the feeder to prevent mold and bacterial growth, which can harm birds. Disassemble the feeder as needed for thorough cleaning with mild soap and water. Ensure all parts are dry before refilling.

TROUBLESHOOTING

If you encounter issues with your RichBird Revive Smart Bird Feeder, consider the following:

- **Connectivity Issues:** Ensure your Wi-Fi network is 2.4GHz, as the feeder only supports this frequency. Check the signal strength at the feeder's location.
- **AI Bird Identification Accuracy:** While the AI can identify over 10,000 species, environmental factors or unclear images may sometimes affect accuracy. You can manually identify birds or use the Chirpchat feature for community assistance.
- **Battery Life:** The feeder is solar-powered with a 4400mAh battery. Ensure the solar panel receives adequate direct sunlight for optimal charging. In prolonged cloudy periods, manual charging via the USB-C port may be necessary.
- **Squirrels and Unwanted Visitors:** Utilize the two-way audio and alert sounds in the app to deter squirrels. Consider using spicy birdseed, which is unappealing to squirrels but safe for birds.

SPECIFICATIONS

Brand	RichBird
Model Number	Revive
Material	ABS Plastic
Product Dimensions	9.49"L x 9.29"W x 7.6"H
Item Weight	4.27 pounds
Power Source	Solar Powered
Battery	1 Lithium Ion battery (included)
Capacity	2 Liters
Special Features	Built-In 4MP Camera, Easy-Refill Top, Long Lasting, Squirrel Proof, Weatherproof
Mounting Type	Tree-Mounted, Pole-Mounted, Wall-Mounted
Target Species	Northern Cardinal, Bluejay, and others (over 10,000 wild bird species)

WARRANTY & SUPPORT

RichBird is committed to providing high-quality products and customer satisfaction.

- **Warranty:** This product comes with a 1-year warranty.
- **Customer Service:** 24-hour customer service is available. For any questions or assistance, please contact us at support@myrichbird.com.

The Perfect Gift for Everyone



Image: Customer Satisfaction Guarantee: Highlighting 24-hour customer service and a 1-year warranty.

ANY QUESTION
Please contact us
(before/after order)

24 HOURS x **7 DAYS**

Online

Option 1

1

Add to Cart

Buy Now

Ships from: Amazon

Sold by: **RichBird Official**

Returns: 30-day refund/replacement

2

RichBird Official

Visit the RichBird Official storefront

★★★★★ 100% positive in the last 12 months (40 ratings)

About Seller

RichBird Official is committed to providing each customer with the highest standard of customer service.

Have a question for RichBird Official?

Ask a question

Option 2

1

POST 30 LIVE SAVED

2

More Settings

- Add Device
- Language Settings
- Feedback
- Customer Service**
- About Coolfly

3

Customer Service

Need Help? Here's How to Reach Us Faster:

To help us assist you more efficiently, please include your in-app nickname along with a screenshot or video of the issue when reaching out. Thank you for your cooperation!

For Richbird Products :

support@myrichbird.com

Image: Contact Us: Provides two options for support, including direct email and in-app customer service.