

## Dnxao loft bed twin size

# Dnxao Twin Loft Bed with Desk and Storage Drawers Instruction Manual

Model: loft bed twin size

## 1. INTRODUCTION

Thank you for choosing the Dnxao Twin Loft Bed. This manual provides essential information for the safe assembly, operation, and maintenance of your new loft bed. Please read all instructions carefully before beginning assembly and retain this manual for future reference.

This loft bed is designed to maximize space, offering a comfortable sleeping area, an integrated L-shaped desk, five storage drawers, LED lighting, and a convenient charging station.

## 2. SAFETY INFORMATION

**WARNING: Failure to follow these warnings and instructions could result in serious injury or death.**

- **Weight Limit:** The maximum weight capacity for the bed is 400 pounds. Do not exceed this limit.
- **Mattress Requirements:** Use a twin-size mattress (75"L x 38"W) with a thickness of 4-6 inches. Ensure the top surface of the mattress is at least 5 inches (127mm) below the top edge of the guardrail.
- **Guardrails:** Always use the provided guardrails on both sides of the upper bunk.
- **Anti-Tipping Device:** Securely attach the bed to the wall using the included anti-tipping device to prevent accidental tipping.
- **Ladder Safety:** Always use the ladder for entering and exiting the upper bunk. Ensure the ladder is securely attached before use.
- **No Horseplay:** Prohibit horseplay on or under the bed.
- **Ventilation:** Ensure adequate ventilation around the charging station to prevent overheating.
- **Children:** This bed is not recommended for children under 6 years of age.


## Enhanced Security Features



Robust & Reliable



Elevated Guardrail for  
Enhanced Safety



Wall-Mounted  
Anti-Tipping Device



Figure 2.1: Enhanced Security Features. This image highlights the robust metal frame, elevated guardrails for safety, and the wall-mounted anti-tipping device, ensuring stability and user protection.




Enclosed MDF Guardrail for Kids' Safety



Linen & Sponge Headboard Enhances Head Safety & Comfort



Convenient & Comfortable Ladder



Safety Stair Handrails

Figure 2.2: Additional Safety and Comfort Features. This image details the linen and sponge headboard for comfort, the enclosed MDF guardrail for child safety, the convenient ladder design, and safety handrails for secure access.



Figure 2.3: Mattress and Guardrail Specifications. This image shows the recommended mattress size (75"x38" with 4-6" thickness) and emphasizes that the mattress top must be at least 13.11 inches (5 inches) below the guardrail edge for safety.

### 3. PRODUCT OVERVIEW

The Dnxao Twin Loft Bed is a multi-functional furniture piece designed for efficiency and comfort. It integrates a sleeping area with a dedicated workspace and extensive storage solutions.

#### Key Features:

- **Integrated L-Shaped Desk:** Provides a spacious area for studying, working, or gaming.
- **5 Storage Drawers:** Fabric drawers for organizing clothes, books, and other essentials.
- **2-Tier Storage Shelves:** Open shelving for easy access to items.
- **2 DIY Pegboards with 6 Hooks:** Customizable organization for small items.
- **RGB LED Lighting:** App and remote-controlled lighting with over 60,000 colors and various modes.
- **Built-in Charging Station:** Includes 2 AC outlets, 1 USB port, and 1 Type-C port.
- **Clothes Rail:** Convenient hanging space for garments.



- **Portable Bedside Storage Organizer:** For keeping essentials within reach.
- **Durable Metal Frame:** Ensures stability and a noise-free environment.



Figure 3.1: Complete Dnxao Twin Loft Bed Setup. This image provides a full view of the loft bed, showcasing the integrated desk, storage solutions, and ambient LED lighting.



Figure 3.2: Storage Features. This image highlights the five large fabric drawers, two-tier storage shelves, and two DIY pegboards with hooks for organized storage.

## 4. SETUP AND ASSEMBLY

Assembly of the Dnxao Twin Loft Bed requires careful attention to detail. It is recommended that two adults perform the assembly. All necessary tools and detailed instructions are included in the packaging.

### Before You Begin:

1. Unpack all components and verify against the parts list (provided in the separate assembly guide).
2. Clear a spacious area for assembly.
3. Keep children and pets away from the assembly area.

### Assembly Steps:

Refer to the separate assembly manual provided with your product for step-by-step instructions, diagrams, and a complete parts list. Key steps generally include:

- Assembling the main bed frame structure.
- Attaching the L-shaped desk and support beams.
- Installing the storage shelves and pegboards.
- Securing the ladder and guardrails.
- Installing the fabric drawers.
- Mounting the anti-tipping device to a wall stud.

**Tip:** The 'buckle design' simplifies installation and saves time. Ensure all connections are tightened securely after assembly.

## 5. OPERATING INSTRUCTIONS

---

### 5.1 RGB LED Lighting

The integrated RGB LED lights can be controlled via a dedicated app or the included remote control. This system offers over 60,000 color options and various dynamic modes.

- **App Control:** Download the specified app (details in LED light manual) to access full customization, including color selection, brightness adjustment, music sync, and timing functions.
- **Remote Control:** Use the remote for basic functions such as turning lights on/off, changing colors, and selecting modes.
- **Key for RGB:** A physical button may be available for quick cycling through basic colors or modes.



## Loft Bed Comes With L-shaped Desk

The image displays a dark-colored metal loft bed with a built-in L-shaped desk. The desk is equipped with a computer monitor showing a racing game, a keyboard, and various small items. The desk has drawers on the left side and a shelf above it. The loft bed has a ladder on the right side and a storage basket on the left. The entire setup is illuminated with vibrant RGB lighting, creating a futuristic and functional gaming or study space.

APP control

Remote Control

Key for RGB

Over 60,000 Colors

Music Function

Mic Mode

Timing Function

Dynamic Modes

Figure 5.1: RGB LED Lighting Controls. This image illustrates the various control methods for the RGB LED lights, including app control, remote control, and a physical key, along with features like over 60,000 colors, music function, mic mode, timing, and dynamic modes.

## 5.2 Built-in Charging Station

The loft bed includes a built-in power strip with multiple outlets and USB ports for convenient charging of electronic devices.

- **AC Outlets:** Two 125V/12A AC outlets are provided for standard electrical devices.
- **USB Ports:** One 5V/2.1A USB port and one 5V/2.1A Type-C port are available for charging compatible devices.
- **Power Cord:** The charging station is connected via a 6.6-foot power cord. Ensure it is plugged into a grounded outlet.



## Loft Bed with BUILT-IN POWER STRIP



Figure 5.2: Built-in Power Strip. This close-up image displays the integrated power strip, featuring two AC outlets, one USB port, and one Type-C port, along with the 6.6-foot power cord.

## 6. MAINTENANCE

Proper care and maintenance will extend the life and appearance of your Dnxao Twin Loft Bed.

- **Cleaning:** Wipe surfaces with a damp cloth. Avoid harsh chemicals or abrasive cleaners that may damage the finish.
- **Hardware:** Periodically check all bolts and screws to ensure they remain tight. Retighten as necessary.
- **LED Lights:** If LED lights malfunction, refer to the separate LED light manual for troubleshooting or contact customer support.
- **Charging Station:** Ensure the charging station is kept dry and free from debris. Do not overload the outlets.

## 7. TROUBLESHOOTING

If you encounter any issues with your Dnxao Twin Loft Bed, please refer to the following common solutions:

Problem	Possible Cause	Solution
Bed feels unstable or wobbly	Loose hardware; Anti-tipping device not installed or secured.	Check and tighten all bolts and screws. Ensure the anti-tipping device is correctly installed and anchored to a wall stud.
LED lights not working	Power connection issue; Remote/app malfunction; Damaged LED strip.	Check power connection to the LED strip. Replace remote batteries. Re-pair app if necessary. Contact customer support if lights remain non-functional.
Charging station not providing power	Power cord unplugged; Circuit breaker tripped; Device incompatibility.	Ensure the power cord is fully plugged into a working wall outlet. Check your home's circuit breaker. Test with a different device.
Drawers do not slide smoothly	Obstruction; Misalignment; Damaged drawer slides.	Check for any items blocking the drawer path. Ensure drawers are correctly inserted into their runners. Inspect drawer slides for damage.

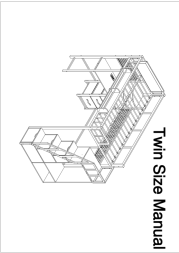


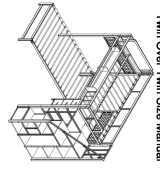

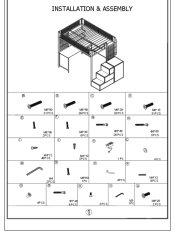
## 8. SPECIFICATIONS

Feature	Detail
Model	loft bed twin size
Brand	Dnxao
Color	Oak Gray
Product Dimensions	78"L x 42.51"W x 72.23"H
Material	Metal (Frame), MDF (Guardrail), Fabric (Drawers)
Weight Limit	400 Pounds
Item Weight	120 Pounds
Recommended Mattress Size	Twin (75"L x 38"W), 4-6" Thickness
Ground To Item Distance	59.1 Inches
Charging Station	2 AC Outlets (125V/12A), 1 USB Port (5V/2.1A), 1 Type-C Port (5V/2.1A), 6.6 ft Power Cord
Special Features	Adjustable Stairs, RGB LED Lights, L-Shaped Desk, 5 Storage Drawers, Clothes Rail, Pegboards, Bedside Organizer, Wall-Mounted Anti-Tipping Device
Assembly Required	Yes
Product Care Instructions	Wipe with Damp Cloth





Related Documents - loft bed twin size

 <p>Twin Size Manual</p>	<p><a href="#">Twin Size Loft Bed Assembly Manual with Desk and Stairs</a></p> <p>This manual provides step-by-step instructions for assembling a Twin Size Loft Bed. It includes a comprehensive parts list, hardware guide, and detailed assembly procedures for a loft bed with an integrated desk, stairs, and wardrobe. Ensure all components are present before beginning assembly.</p>
<p>Loft Bed</p> 	<p><a href="#">Loft Bed Assembly Instructions and User Guide</a></p> <p>Comprehensive assembly instructions and user guide for a Loft Bed with desk, including parts list, hardware list, precautions, troubleshooting, and step-by-step assembly diagrams. Ensure safe and correct installation.</p>
<p>Twin Size Manual</p> 	<p><a href="#">Isabelle &amp; Max™ Twin Size Bunk Bed Assembly Manual</a></p> <p>Comprehensive assembly manual for the Isabelle &amp; Max™ Twin Size Bunk Bed. This guide provides detailed instructions for assembling the solid wood bunk bed, which features a convertible desk, built-in outlets, LED lights, and storage drawers. Includes a complete parts and hardware list.</p>
 <p>Twin Over Twin Size Manual</p>	<p><a href="#">Twin Over Twin Size Manual - Mason &amp; Marbles Loft Bunk Bed Assembly Instructions</a></p> <p>Detailed assembly instructions for the Mason &amp; Marbles Twin Over Twin Loft Bunk Bed with Desk, Stairs, Drawers, and Storage Shelves. This guide provides step-by-step directions for building the L-shaped metal bunk bed.</p>
	<p><a href="#">Isabelle &amp; Max W00345 Metal Twin Loft Bed Assembly Instructions</a></p> <p>Comprehensive assembly instructions for the Isabelle &amp; Max W00345 Metal Twin Loft Bed. This guide provides essential safety warnings, a detailed parts and hardware list, and step-by-step visual instructions to ensure proper and safe assembly of your loft bed.</p>
	<p><a href="#">17 Stories Full Loft Bed with Desk Installation and Assembly Guide</a></p> <p>This guide provides detailed instructions for assembling the 17 Stories Full Loft Bed with Desk, featuring a heavy metal frame, staircase, storage drawers, and USB charging capabilities. Includes a comprehensive parts list and step-by-step visual assembly instructions.</p>