

GDFStudio 336940

GDFStudio King Size Upholstered Platform Bed Frame - Model 336940 Instruction Manual

Comprehensive guide for assembly, operation, and maintenance.

Product Overview
Instructions

Safety Information
Maintenance & Care

Package Contents
Troubleshooting

Assembly Instructions
Specifications

Operating
Warranty & Support

1. PRODUCT OVERVIEW

The GDFStudio King Size Upholstered Platform Bed Frame, Model 336940, is designed for modern bedrooms, offering both comfort and practical features. It includes integrated side shelves, a soft PU padded headboard with anti-collision rounded corners, and a robust wood and metal slat system. This bed frame supports up to 800 pounds and does not require a box spring. The design incorporates a contemporary color-block aesthetic with soft leather accents.



Figure 1: GDFStudio King Size Upholstered Platform Bed Frame (Gray+Blue).

2. SAFETY INFORMATION

Important Safety Instructions:

- Ensure proper assembly and use of the bed frame.
- Be aware that the absence of a box spring may affect the bed's stability and safety, especially for young children or elderly individuals.
- Always use appropriate bedding materials and follow manufacturer guidelines to prevent entrapment or suffocation hazards.
- Do not exceed the maximum weight capacity of 800 pounds.
- Keep all assembly hardware and tools out of reach of children.
- Periodically check all connections to ensure they remain tight and secure.

3. PACKAGE CONTENTS

Before beginning assembly, verify that all parts listed below are present and undamaged. If any parts are missing or damaged, please contact customer support.

- Upholstered Headboard Sections (Padded PU Headboard)
- Bed Frame Side Rails (Upholstered)
- Footboard (Upholstered)
- Wood Slats and Metal Support Beams
- Integrated Side Shelves (with USB charging ports)
- All necessary Hardware (screws, bolts, washers, Allen wrench, screwdriver)
- Assembly Instructions Manual

king Size

Maximum weight: 800LBS

L
84.06"

W
112.2"

H
47.24"

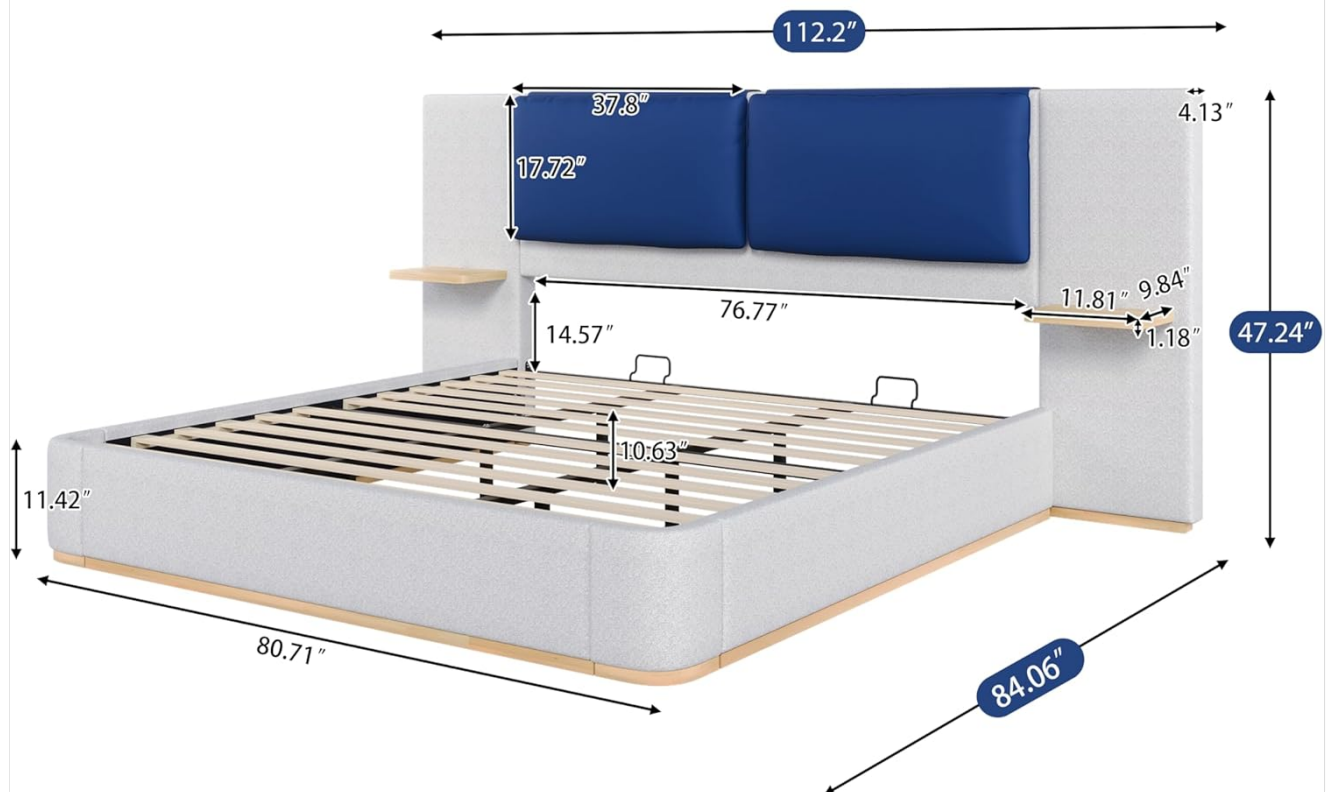


Figure 2: Overall dimensions of the King Size bed frame.

4. ASSEMBLY INSTRUCTIONS

Assembly typically requires two adults. Follow these steps carefully. All tools required for assembly are included.

Step 1: Assemble the Headboard

1. Unpack all headboard components.
2. Connect the headboard sections using the provided hardware. Ensure all connections are secure.

PU MATERIAL CUSHIONS

The comfortable backrest allows you to lean on it while reading books, watching TV or chatting




Figure 3: Soft PU padded headboard detail.

Step 2: Attach Side Rails and Footboard

1. Attach the side rails to the headboard using the designated brackets and screws.
2. Connect the footboard to the side rails, ensuring a tight fit.
3. Verify all frame connections are firm and stable.



THOUGHTFUL DETAILED DESIGN



Fabric Bed Frame



Curved Anti-collision Design



Thickened Wooden Base

Figure 4: Frame construction details, including anti-collision corners.


Step 3: Install Slats and Support System

1. Place the metal support beams across the bed frame.
2. Lay the wooden slats evenly across the support beams.
3. Secure the slats to the frame using the provided screws. This system eliminates the need for a box spring.

STURDY AND DURABLE

01 METAL CENTER LEGS

Enable to provide stable support



SOLID WOODEN SLATS 02

Strongly support the weight

Figure 5: Sturdy wood and metal slat system.

Step 4: Attach Integrated Side Shelves

1. Position the integrated side shelves on either side of the headboard.
2. Secure the shelves using the provided mounting hardware.
3. Connect the USB power cable from the shelves to a suitable power source (adapter not included).



UPHOLSTERED BED WITH SHELVES

Upholstered Bed with Integrated Shelves
-The perfect assistance to enjoy a good night



Mobile Phones



Glasses



Water Bottles



Books



Desk Lamps

Figure 6: Integrated side shelves for organization.

5. OPERATING INSTRUCTIONS

Using the Side Shelves:

The integrated side shelves provide convenient storage for your nighttime essentials. They are designed to hold items such as phones, books, glasses, and small lamps. The shelves also feature built-in USB charging ports for electronic devices.

USB Charging Ports:

To use the USB charging ports, ensure the bed frame's power cable is securely connected to a functional wall outlet (via a suitable USB power adapter, not included). Once connected, you can plug your USB devices into the ports on the side shelves for convenient charging.

6. MAINTENANCE AND CARE

- **Cleaning:** The upholstered fabric and PU headboard should be spot cleaned only. Use a soft, damp cloth with a mild detergent for any spills or stains. Avoid harsh chemicals or abrasive cleaners.
- **Dusting:** Regularly dust the bed frame and headboard with a soft, dry cloth to prevent dust buildup.
- **Hardware Check:** Periodically inspect all bolts and screws to ensure they are tight. Re-tighten if necessary to maintain stability and safety.
- **Avoid Direct Sunlight:** Prolonged exposure to direct sunlight can cause fading of the upholstery. Position the bed away from direct sunlight or use curtains/blinds.
- **Mattress Compatibility:** This platform bed is designed for mattresses between 10-14 inches in height.

7. TROUBLESHOOTING

- **Squeaking Noises:** If the bed frame squeaks, check all bolts and screws and tighten them. Ensure all slats are properly seated and secured.
- **Unstable Frame:** If the frame feels unstable, re-check all connections from the headboard to the footboard and side rails. Ensure the metal support legs are correctly installed and tightened.
- **USB Ports Not Working:** Verify that the bed frame's power cable is securely connected to a functional wall outlet via a USB power adapter. Check the connection of the USB cable to the side shelves.
- **Missing Parts:** If any parts are missing upon unboxing, do not proceed with assembly. Contact GDFStudio customer support immediately for assistance.

8. SPECIFICATIONS

Feature	Detail
Brand	GDFStudio
Model Number	336940
Size	King
Product Dimensions	84.06"L x 112"W x 47.24"H
Color	Gray+Blue
Material	Fabric+PU (Headboard), Metal, Wood (Frame)
Special Feature	No Box Spring Needed, Integrated Side Shelves
Weight Capacity	Up to 800 lbs
Recommended Mattress Height	10-14 inches
Assembly Required	Yes
Product Care	Spot Clean
UPC	637162322048

9. WARRANTY AND SUPPORT

For warranty information, product support, or to order replacement parts, please contact GDFStudio customer

service. Refer to your purchase documentation for specific warranty terms and contact details. Keep your proof of purchase for any warranty claims.

Contact Information: Please refer to the contact details provided with your product packaging or visit the official GDFStudio website.