

[manuals.plus](#) /

› [UPERFECT](#) /

› [UPERFECT Portable Monitor 15.6", 125% sRGB 1080P FHD Portable Screen Plug & Play, VESA & 180° Adjustable Stand 350Nits, USB-C HDMI Ultra-Slim Travel Monitor for Laptop, Phone, PC, Game Console 15.6" 1080P](#)

UPERFECT 15.6

UPERFECT 15.6" FHD Portable Monitor User Manual

Model: 15.6

1. PRODUCT OVERVIEW

The UPERFECT 15.6" FHD Portable Monitor is a versatile and ultra-slim display designed to expand your visual workspace and enhance your entertainment experience on the go. Featuring a Full HD 1920x1080 resolution, 125% sRGB color gamut, and a 180° adjustable kickstand, this monitor offers vibrant visuals and flexible viewing options for laptops, phones, PCs, and game consoles.



Figure 1.1: UPERFECT 15.6" FHD Portable Monitor

2. SETUP AND CONNECTIVITY

2.1 Package Contents

Please verify that all items are present in the package:

- 15.6" 1080P Monitor
- Mini HDMI to HDMI Cable
- Type-C to Type-C Cable
- USB to Type-C Cable
- PD30W Power Adapter
- User Manual
- 15.6" Monitor Case




Figure 2.1: Package Contents

2.2 Connecting Your Monitor (Plug & Play)

The UPERFECT portable monitor supports plug-and-play functionality, requiring no driver installation for most devices. Simply connect the monitor to your device using the appropriate cable.

USB-C Connection (Full-featured USB-C Port)

For devices with a full-featured USB-C port (supporting DisplayPort Alt Mode and power delivery), a single USB-C to USB-C cable can provide both video signal and power to the monitor. This is ideal for laptops, smartphones, and tablets.



Figure 2.2: Monitor Ports and Compatibility

Mini-HDMI Connection

For devices with an HDMI output (e.g., game consoles, PCs, older laptops), use the provided Mini-HDMI to HDMI cable for video signal. You will also need to connect the monitor to a power source using the USB-C to USB-A cable and the PD30W power adapter.

Plug and Play: Display in Your own Way

Experience freedom and immediately enjoy a viewing experience without complex settings.



for S-witch



for X-BOX



for P-S4&P-S5



for S-team Deck



Figure 2.3: Plug and Play Setup with a Game Console

3. KEY FEATURES AND OPERATION

3.1 Display Quality

Experience stunning visuals with the monitor's advanced display features:

- **Full HD 1080P Resolution:** Enjoy crisp and clear images with 1920x1080 resolution, 350 nits brightness, and a 1200:1 contrast ratio.
- **125% sRGB Precise Color Display:** With a wide color gamut covering 16.7 million rich colors, the IPS matte screen delivers accurate and vivid colors, reducing reflection and eye strain.
- **178° Wide Viewing Angle:** Ensures consistent image quality from various perspectives.

1080P FHD Perfect Clarity

(1920x1080) Provides extremely high precision by coordinating the three pillars of visual science.



15.6" 1080P Portable Gaming Monitor



Low
Blue Light



16.7M(8bit)



16:9



HDR



350nits



1200:1
Contrast Ratio

Figure 3.1: 1080P FHD Clarity and Display Features

Wider Gamut 125% sRGB

Revealed tones and subtleties that most displays simply cannot reproduce.

125% sRGB



HDR



350 Nits
Brightness



1200 : 1
Contrast Ratio



8 Bits
15.6M colors

Figure 3.2: 125% sRGB Wider Gamut

3.2 Design and Ergonomics

The monitor is designed for maximum comfort and portability:

- **180° Adjustable Kickstand:** Built-in stand allows for horizontal and vertical placement, providing customizable viewing angles.
- **VESA Compatibility:** 75mm VESA (M4×4mm screws) allows for easy mounting to monitor arms or walls, optimizing desktop space.
- **Ultra-thin and Lightweight:** With a form factor of 0.3 inches and weighing 1.7 pounds, it's highly portable and comes with a storage bag for easy transport.
- **4-Sided Narrow Border Design:** Maximizes screen real estate and reduces visual fatigue, enhancing productivity and immersion.

0-180 ° Adjustment for Maximum Comfort

Easily customize the perspective, adjust the perfect position, and enhance the overall experience.



Support 0-180° adjustment



0.3 in | 1.41 lbs light

Figure 3.3: 0-180° Adjustment for Maximum Comfort



Figure 3.4: VESA - Easy and Seamless Installation

Narrow Border, Wider Screen

Maximized the use of every inch of the canvas, creating an almost seamless view that extends beyond the edges.

Improve 20%

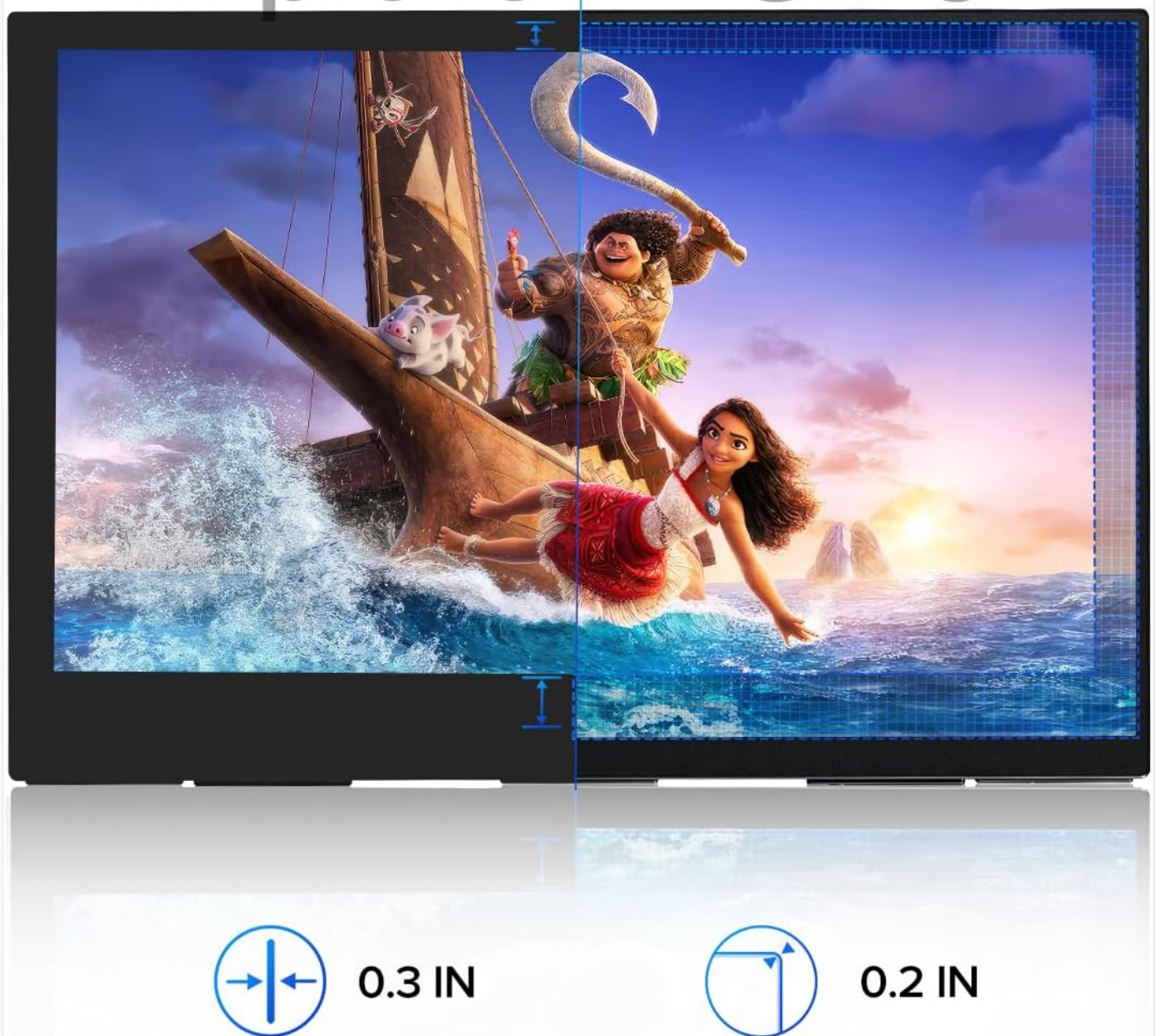


Figure 3.5: Narrow Border, Wider Screen

3.3 Audio Features

The monitor is equipped with 2 x 3.5mm audio input and two built-in stereo speakers, enhancing your audio experience for movies, games, and presentations.

4. MAINTENANCE

Proper care and maintenance will ensure the longevity and optimal performance of your UPERFECT portable monitor.

- **Cleaning the Screen:** Use a soft, lint-free cloth slightly dampened with water or a non-abrasive screen cleaner. Avoid using alcohol, ammonia, or abrasive cleaners.
- **Cleaning the Casing:** Wipe the monitor's casing with a soft, dry cloth.
- **Storage:** When not in use, store the monitor in its provided protective case to prevent scratches and impacts. Keep it in a cool, dry place away from direct sunlight and extreme temperatures.
- **Handling:** Always handle the monitor by its edges. Avoid applying pressure directly to the screen.

Protect Your Screen, Go Anywhere

Protect your device from scratches and impacts, and experience excellent viewing quality while ensuring screen safety.



Figure 4.1: Protecting Your Screen On The Go

5. TROUBLESHOOTING

If you encounter any issues with your monitor, please refer to the following common troubleshooting steps:

Problem	Possible Cause	Solution
No Signal / Black Screen	Incorrect cable connection, insufficient power, incorrect input source selected.	Ensure cables are securely connected. If using HDMI, ensure power is supplied via USB-C. Check your device's display settings to extend or duplicate the display. Press the monitor's menu button to select the correct input source.
Flickering Screen	Cable issue, power instability, refresh rate mismatch.	Try a different cable. Ensure stable power supply. Adjust the refresh rate in your device's display settings to match the monitor's capabilities.
No Sound	Volume too low, incorrect audio output selected on device, faulty cable.	Increase monitor volume using the OSD menu. Check your device's audio output settings to ensure the monitor is selected. Try a different cable.
Image is too Dark/Bright	Brightness/Contrast settings.	Adjust brightness and contrast settings via the monitor's On-Screen Display (OSD) menu.

If the issue persists after trying these steps, please contact UPERFECT customer support for further assistance.

6. TECHNICAL SPECIFICATIONS







Detailed specifications for your UPERFECT 15.6" FHD Portable Monitor:

Feature	Specification
Screen Size	15.6 inches
Resolution	1920 x 1080 Pixels (FHD 1080p)
Aspect Ratio	16:9
Image Brightness	350 Candela (nits)
Contrast Ratio	1200:1
Color Gamut	125% sRGB
Screen Surface	Matte
Viewing Angle	178°
Connectivity	2 x USB-C (Full-featured), 1 x Mini-HDMI
Audio	2 x 3.5mm audio input, Built-in Stereo Speakers
Product Dimensions	14 x 8 x 0.2 inches
Item Weight	0.634 ounces (1.7 pounds)
Manufacturer	UPERFECT
Model Number	15.6

7. WARRANTY AND SUPPORT

UPERFECT products are designed for reliability and performance. For specific warranty details, please refer to the warranty card included in your product packaging or visit the official UPERFECT website. If you require technical support or have any questions, please contact UPERFECT customer service through the contact information provided in your user manual or on the official website.

Related Documents - 15.6

	<p>UPERFECT 17.3-inch Portable Monitor User Manual</p> <p>User manual for the UPERFECT 17.3-inch portable monitor, covering setup, specifications, connections, screen adjustments, and troubleshooting.</p>
	<p>UPERFECT Portable Monitor User Notes and Troubleshooting</p> <p>Helpful notes and troubleshooting tips for UPERFECT portable monitors, covering connection methods, power requirements, and defect resolution.</p>
	<p>UPERFECT 18.5 Inch 1080P Portable Monitor User Manual - Setup, Specs, Connectivity</p> <p>Download the UPERFECT 18.5 Inch 1080P Portable Monitor User Manual. Find detailed instructions on setup, specifications, USB-C and HDMI connectivity, screen adjustments, and troubleshooting for your portable display.</p>
	<p>UPERFECT 18.5 Inch 1080P Portable Monitor User Manual</p> <p>User manual for the UPERFECT 18.5 Inch 1080P Portable Monitor, covering setup, specifications, connectivity, screen adjustments, and troubleshooting.</p>
	<p>UPERFECT 16.1" 2K 144Hz Portable Monitor User Manual</p> <p>User manual for the UPERFECT 16.1-inch 2K 144Hz portable monitor, detailing setup, specifications, connectivity options, screen adjustments, troubleshooting, and service support.</p>
	<p>UPERFECT 22 Inch 1080P Portable Monitor User Manual - Setup, Specs, and Support</p> <p>Comprehensive user manual for the UPERFECT 22 Inch 1080P Portable Monitor. Learn about setup, specifications, connecting via USB-C and HDMI, screen adjustments, troubleshooting, and support.</p>

