

[Manuals.plus](#) /

> [U-MAX](#) /

> U-MAX 7x3 Outdoor Bike Storage Shed (Model 16325gr) Instruction Manual

U-MAX 16325gr

U-MAX 7x3 Outdoor Bike Storage Shed Instruction Manual

Model: 16325gr

1. INTRODUCTION

Thank you for choosing the U-MAX 7x3 Outdoor Bike Storage Shed. This manual provides essential information for the safe assembly, operation, and maintenance of your new storage shed. Please read all instructions carefully before beginning assembly and retain this manual for future reference.



Image 1.1: The U-MAX 7x3 Outdoor Bike Storage Shed, designed for secure outdoor storage.

2. SAFETY INFORMATION

Always prioritize safety during assembly and use. Failure to follow these safety guidelines may result in injury or damage to the product.

- **Read all instructions:** Ensure you understand each step before proceeding.
- **Wear protective gear:** Gloves and eye protection are recommended during assembly.
- **Two-person assembly:** Assembly is easier and safer with at least two adults.
- **Choose a level site:** Install the shed on a firm, level surface to ensure stability.
- **Secure the shed:** Anchor the shed to the ground to prevent wind damage.
- **Keep children and pets away:** During assembly, keep children and pets at a safe distance from the work area.
- **Avoid climbing:** Do not climb on the shed roof or walls.

3. PACKAGE CONTENTS

Before beginning assembly, verify that all parts are present and undamaged. Refer to the parts list provided in your separate packaging insert. If any parts are missing or damaged, contact U-MAX customer service immediately.

- Metal panels (walls, roof, doors)
- Frame components
- Hardware kit (screws, bolts, nuts, washers)
- Handles and latch mechanism
- Instruction manual (this document)

4. SETUP AND ASSEMBLY

Careful assembly is crucial for the stability and longevity of your shed. Follow the step-by-step instructions provided in the separate detailed assembly guide included with your product. The following points offer general guidance and important considerations.

4.1 Site Preparation

Select a flat, level area for installation. The shed requires a footprint of approximately 22.5 square feet. Ensure adequate clearance around the shed for assembly and future access. Recommended flooring options include:

- Plywood
- Concrete slab
- Plastic polymer or small pea gravel base

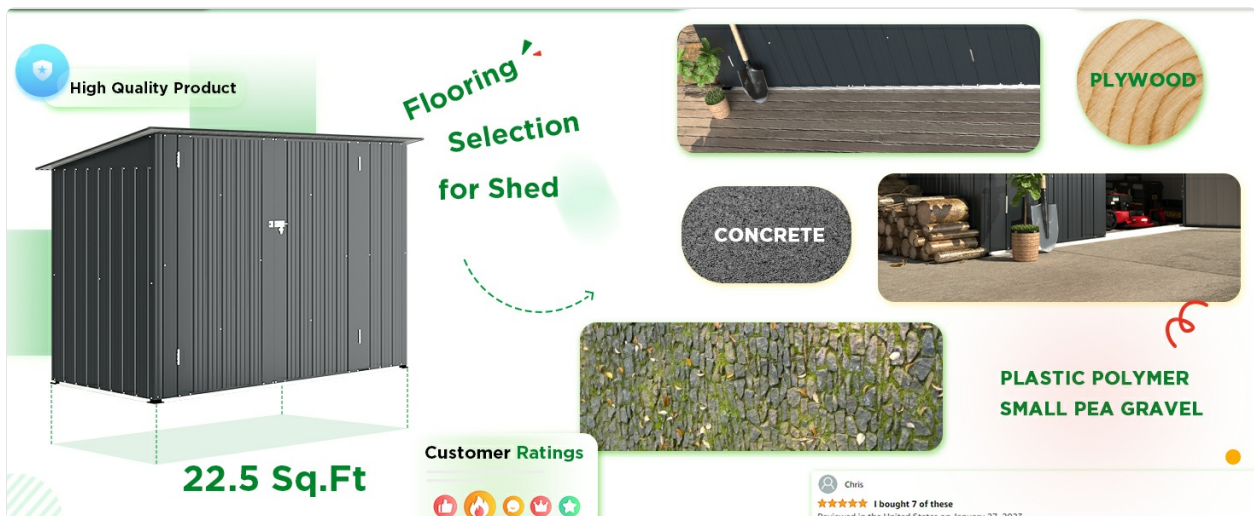


Image 4.1: Recommended flooring selections for shed installation.

4.2 Tools Required (Not Included)

- Phillips head screwdriver
- Adjustable wrench or socket set
- Measuring tape
- Level
- Drill (optional, for pilot holes if needed)
- Work gloves

4.3 Assembly Steps

Refer to the detailed graphical assembly manual for specific instructions. Key steps generally include:

1. Assemble the base frame.
2. Attach the wall panels, ensuring proper alignment.
3. Install the roof support beams and roof panels. The sloping roof design helps prevent rainwater accumulation.
4. Mount the doors and install the latch mechanism. The latch design enhances security.
5. Secure the shed to the ground using appropriate anchoring methods for your chosen base.

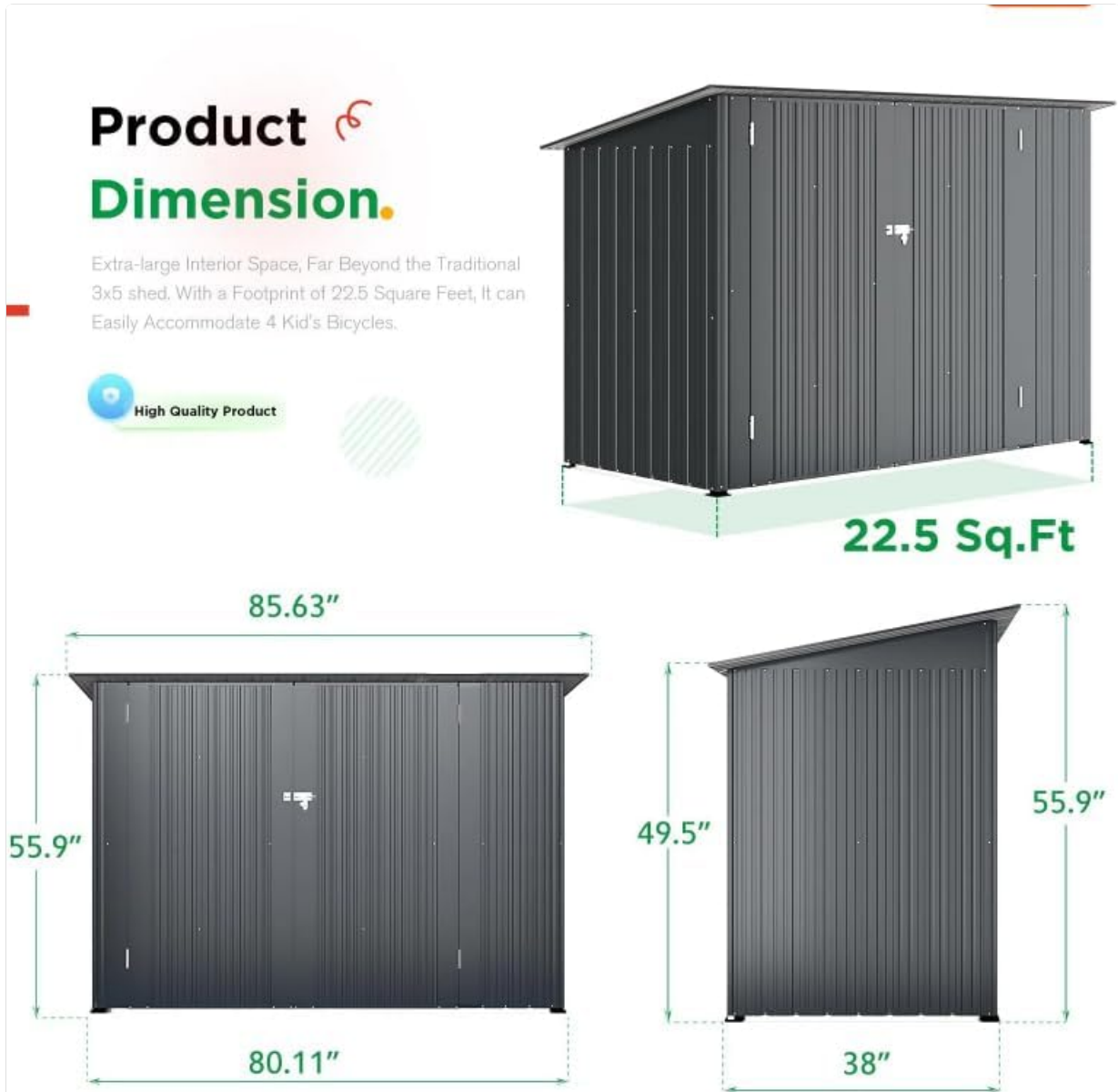


Image 4.2: Product dimensions for planning and assembly.

5. USAGE AND OPERATION

The U-MAX 7x3 Outdoor Bike Storage Shed is designed to provide secure and weatherproof storage for various outdoor items.

- **Storage Capacity:** With a footprint of 22.5 Sq.Ft, this shed can accommodate up to 5 bicycles, 4 regular lawnmowers, or 3 snowmobiles.
- **Door Operation:** The shed features wide double doors for easy access. Ensure doors are fully open when moving large items in or out.
- **Security:** Utilize the integrated latch mechanism to secure the doors. For enhanced security, a padlock

(not included) can be added.

- **Internal Organization:** Consider adding shelves or hooks (not included) to maximize internal storage space and keep items organized.



Image 5.1: Example of shed interior with stored items and optional shelving.

6. MAINTENANCE

Regular maintenance will ensure the longevity and optimal performance of your U-MAX storage shed.

- **Cleaning:** Clean the exterior of the shed periodically with mild soap and water. Avoid abrasive cleaners or harsh chemicals.
- **Rust Prevention:** The shed features a galvanized coating and an automotive-grade anti-rust process to resist rust and oxidation. Inspect the shed annually for any signs of wear or damage to the coating and address promptly.
- **Leakage Prevention:** The sloping roof design is intended to prevent rainwater leakage. Regularly clear debris from the roof and around the base to ensure proper drainage.
- **Hardware Check:** Periodically check all screws and bolts to ensure they are tight. Tighten as necessary.



Stable and sturdy interior structure



The latch design makes the outdoor shed more secure.



Sloping roof design prevents rainwater from leaking forward




Image 6.1: Features contributing to shed stability, security, and weather protection.



Image 6.2: The anti-rust process helps prevent mold and rust by avoiding oxygen contact with the material.

7. TROUBLESHOOTING

If you encounter issues with your U-MAX storage shed, refer to the following common problems and solutions:

Problem	Possible Cause	Solution
Shed feels unstable or wobbly	Uneven ground; loose fasteners; inadequate anchoring	Ensure shed is on a level surface. Tighten all screws and bolts. Verify shed is properly anchored to the ground.
Doors do not close properly	Misaligned frame; obstruction; damaged hinges/latch	Check for obstructions. Ensure the shed frame is square and level. Inspect hinges and latch for damage and adjust if possible.
Water leakage inside shed	Improperly sealed seams; roof debris; damaged panels	Inspect roof and wall seams for gaps and apply sealant if necessary. Clear any debris from the roof. Check panels for damage.

8. SPECIFICATIONS

Feature	Detail
Product Dimensions (D x W x H)	0.97D x 2.18W x 1.41H Meters (96.5 x 217.5 x 141 cm)
Item Model Number	16325gr
Material	Metal (Galvanized Steel)
Color	Grey
Style	Outdoor Bike Storage Shed
Water Resistance Level	Waterproof
Ultraviolet Light Protection	Yes
Assembly Required	Yes
Wind Resistance	Approximately 60 Mph

9. WARRANTY AND SUPPORT

U-MAX stands behind the quality of its products. Your U-MAX 7x3 Outdoor Bike Storage Shed comes with a **1-year warranty** from the date of purchase.

For any questions, concerns, or technical assistance, please contact our customer service team. We offer lifelong customer-friendly service available 24/7 and are ready to assist you at any time.

Contact Information: Refer to the contact details provided on your purchase receipt or the U-MAX official website.