

[Manuals.plus](#) /

> [Xega](#) /

> Xega 4G Cellular Security Camera XG-30-K-EU4G Instruction Manual

Xega XG-30-K-EU4G

Xega 4G Cellular Security Camera (Model XG-30-K-EU4G) Instruction Manual

Your guide to setting up, operating, and maintaining your security camera.

1. INTRODUCTION

This manual provides detailed instructions for the Xega 4G Cellular Security Camera, model XG-30-K-EU4G. This camera is designed for surveillance in locations without Wi-Fi access, utilizing 4G LTE cellular connectivity. It features a 10,000mAh rechargeable battery, 2K resolution, color night vision, two-way audio, and intelligent motion detection.

2. WHAT'S IN THE BOX

Verify that all components are present before proceeding with installation.

- 1 Camera
- 1 Power cable
- 1 Mounting bracket
- 1 Screw package
- 1 Positioning sticker
- 1 Built-in SIM card (Non-detachable)

3. SETUP AND INSTALLATION

3.1 SIM Card and Data Plan

The Xega 4G Cellular Security Camera operates exclusively on a 4G LTE cellular network and does not support Wi-Fi connectivity. It comes with a built-in, non-detachable SIM card. A 4G data plan subscription is required for the camera to function. Please refer to the included documentation for details on activating your data plan.

Built-in SIM Card (Non Detachable)

Only Support 4G, WiFi Connection Not Supported

Data Plan Subscription **Required**

30 Days

\$19.9

180 Days

\$99.9

360 Days

\$169



Image: Built-in SIM Card. This image illustrates the camera's built-in SIM card and highlights the necessity of a data plan subscription for operation.

3.2 Charging the Battery

The camera is equipped with a 10,000mAh rechargeable battery. For initial setup, ensure the battery is fully charged using the provided power cable. For continuous outdoor operation, the camera can be paired with a 4W solar panel (sold separately or included in some kits) to maintain battery charge.



Image: Camera with Solar Panel. This image shows the camera installed outdoors with a solar panel, emphasizing its long-term power solution.

3.3 Mounting the Camera

The camera features a foldable stand for flexible installation. It can be placed on flat surfaces or mounted on walls. Use the provided mounting bracket, screws, and positioning sticker for secure wall installation. Ensure the bracket is installed at a 90-degree angle for optimal stability.

Your browser does not support the video tag.

Video: Xega 4G LTE Cellular Security Camera. This video demonstrates the easy setup and installation process, including mounting the camera and adjusting its horizontal rotation.

Instant Alarm and 2-Way Talk

Keeping Families Safe, Peace of Mind




Image: 180° Horizontal Rotation. This image illustrates the camera's ability to rotate horizontally, providing a wide field of view.

4. OPERATING INSTRUCTIONS

4.1 Remote Monitoring and Control

Access live view, recorded footage, and camera settings through the dedicated mobile application. The camera supports 180° horizontal rotation, allowing you to remotely adjust the viewing angle to cover a wide area.

4.2 Video Quality and Night Vision

The camera captures video in 2K (3MP) ultra HD resolution, providing clear and detailed images. It features full-color night vision, which offers a clearer view than traditional black-and-white footage, allowing for better identification of details in low-light conditions.



Image: 2K Vivid Color Night Vision. This image demonstrates the clarity and color accuracy of the camera's night vision capabilities compared to standard black and white.

4.3 Intelligent Detection Modes

The camera offers two intelligent detection modes to minimize false alarms:

- **Human Detection:** Recognizes human activities, reducing alerts from animals or environmental factors.
- **Custom Area Detection:** Allows you to define specific areas for monitoring, focusing on high-risk zones.

Upon detection, the camera can activate a siren alarm, flash white lights, and automatically record footage. Alerts are sent to your mobile device.

Support Indoor/Outdoor Use

Detachable Solar Panels



10,000 mAh
Rechargeable Battery

4W
Solar Panel

Image: Instant Alarm and 2-Way Talk. This image shows the camera's motion detection features, including app notifications and spotlight warnings when a person is detected.

4.4 Two-Way Audio

Utilize the built-in microphone and speaker for two-way communication. This allows you to speak to visitors or deter intruders remotely through the mobile application.

4.5 Storage Options

Recorded footage can be stored in two ways:

- **TF Card Storage:** Supports up to 128GB (TF card not included).
- **Cloud Storage:** An optional subscription service is available, often with a trial period.

2K Vivid Color Night Vision



3MP
High-definition Quality

20M(65ft)
Night Vision Distance

Image: Flexible Storage Options. This image highlights the camera's support for both local TF card storage and optional cloud storage.

5. MAINTENANCE

5.1 Weather Resistance

The camera is rated IP66 weatherproof and dustproof, designed to withstand various outdoor conditions, including rain, snow, and extreme temperatures ranging from -10°C (14°F) to 60°C (140°F).

IP66 Weatherproof & Dustproof



Image: IP66 Weatherproof. This image shows the camera functioning reliably in adverse weather conditions.

5.2 Battery Care

To prolong battery life, ensure the solar panel (if used) is positioned to receive maximum sunlight. Regularly check the battery level via the mobile application and recharge as needed if not using a solar panel.

6. TROUBLESHOOTING

- **Camera not powering on:** Ensure the battery is charged. Connect the camera to the power cable and allow it to charge for several hours.
- **No 4G signal:** Verify that your data plan is active and that the camera is placed in an area with adequate cellular coverage.
- **False alarms:** Adjust the intelligent detection settings in the mobile application. Utilize human detection mode or define custom detection areas to reduce unwanted alerts.
- **Unable to connect to the app:** Ensure your smartphone has an internet connection and the camera has an active 4G data plan. Restart both the camera and the app.


7. SPECIFICATIONS

Feature	Detail
Brand	Xega
Model Number	XG-30-K-EU4G
Cellular Technology	4G LTE Cellular
Battery Capacity	10,000mAh
Resolution	2K (3MP)
Night Vision	Color Night Vision
Pan Rotation	180° Horizontal
Weatherproof Rating	IP66
Storage Options	TF Card (up to 128GB, not included), Cloud Storage (optional)
Product Dimensions	4.5"L x 3"W
Item Weight	0.5 Kilograms


8. WARRANTY AND SUPPORT

The Xega 4G Cellular Security Camera comes with a **2-Year Manufacturer Warranty**. For technical assistance, troubleshooting, or warranty claims, please contact Xega customer support. Refer to the product packaging or the official Xega website for the most current contact information.

Contact XEGA



2 Year
Limited Guarantee


Ships from Amazon
Sold by DanyeTech
Returns FREE refund/replacement until Jan 31, 2026
Payment Secure transaction


24/7
Online Support
i-on-i

Have a question for DanyeTech?

[Ask a question](#)


0 Risk

 Messaging Assistant

Hi, I'm the messaging assistant for Amazon's selling partners.

What can I help you with?
10:33 AM

[An order I have placed](#)

[An item for sale](#)

Image: Contact Xega. This image provides an overview of Xega's customer support offerings, including warranty details and online assistance.