

Manuals+

[Q & A](#) | [Deep Search](#) | [Upload](#)

manuals.plus /

> [LEXXSON](#) /

> [LEXXSON Android Auto & Carplay Adapter for Mazda MZD Connect System \(Model NEW-RM-MZDU01\) Instruction Manual](#)

LEXXSON NEW-RM-MZDU01

LEXXSON Android Auto & Carplay Adapter Instruction Manual

Model: NEW-RM-MZDU01 | Brand: LEXXSON

1. INTRODUCTION

This manual provides instructions for the LEXXSON Android Auto & Carplay Adapter, designed to integrate Android Auto and Apple CarPlay functionalities into your Mazda MZD Connect System. This adapter enhances your in-car experience by allowing access to navigation, communication, and entertainment features directly through your vehicle's display.

2. COMPATIBLE VEHICLES

The adapter is compatible with Mazda vehicles equipped with the MZD Connect System. Refer to the table below for specific model and year compatibility.



Image: Compatibility table for Mazda models.

Compatible Mazda Models

Car Model	Year Range
MX-5	2016-2020

Car Model	Year Range
CX-3	2016-2019
CX-5	2015-2020
CX-8	2016-2019
CX-9	2016-2020
Mazda 2	2016-2019
Mazda 3	2014-2018
Mazda 6	2016-2020
FIAT 124	2017-2021

3. PRODUCT FEATURES

- **Wired Apple CarPlay & Android Auto:** Integrates your smartphone for navigation, communication, and entertainment.
- **Enhanced Connectivity:** Offers faster connection speeds and quicker device charging via the USB port.
- **Original System Compatibility:** Retains full functionality of your car's original knob controls, steering wheel buttons, and voice assistants.
- **Smart Voice Assistant:** Access Siri or Google Assistant for hands-free control, weather updates, media playback, and more.
- **Online Navigation:** Supports various map applications with real-time traffic information.
- **Music Playback:** Enjoy mobile music and USB music with high-fidelity sound quality.

Apple CarPlay

It connects to CarPlay via USB, allowing you to continue using your iPhone as you would your iPhone and automatically connect, just like your car.

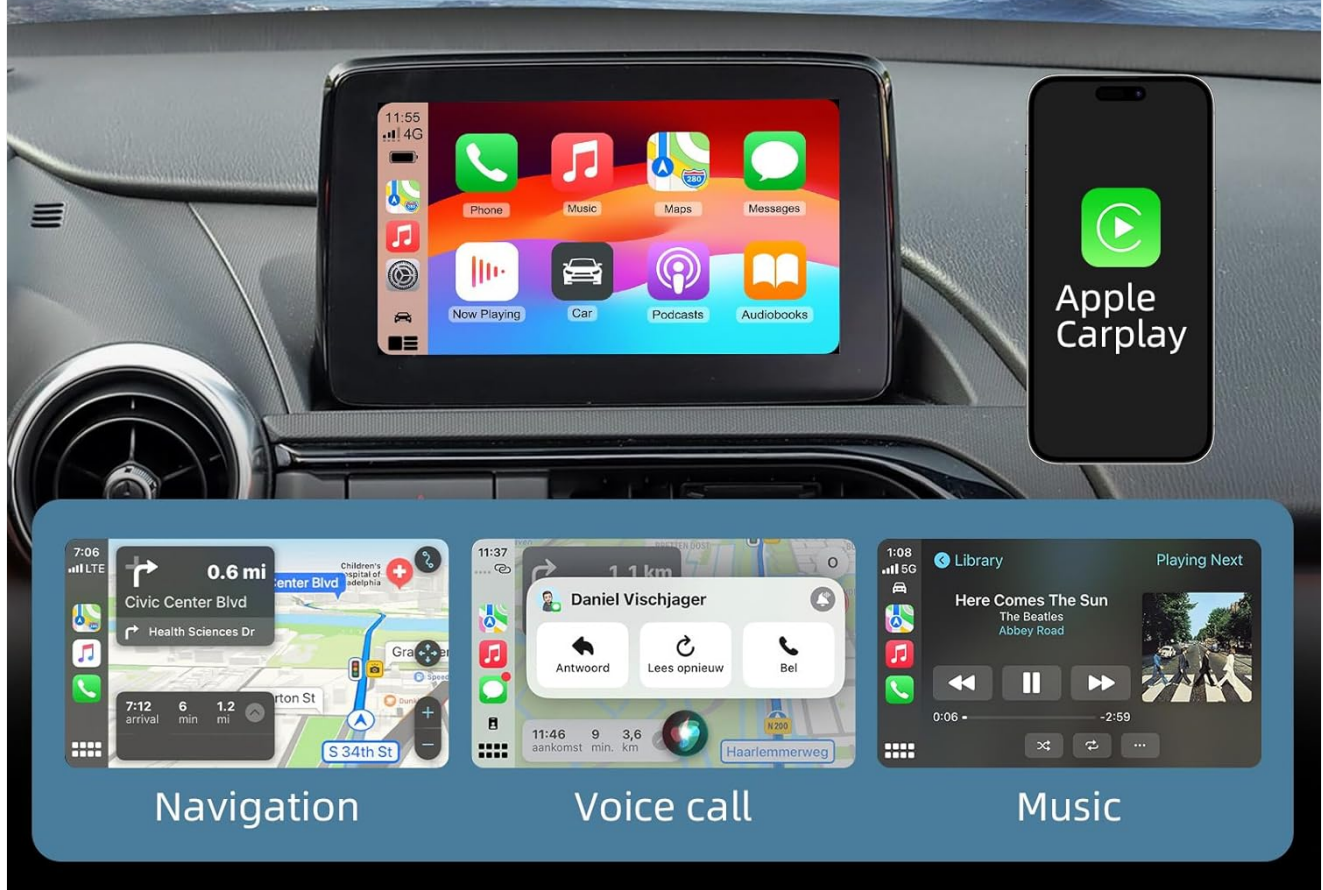


Image: Apple CarPlay interface demonstration.

Apple CarPlay allows seamless integration of your iPhone, providing access to navigation, voice calls, and music playback directly on your car's screen.

Android Auto

By connecting an Android phone via USB, you can share the car life services collected by Android Auto to the car screen, and enjoy a safer and more convenient car experience while driving.

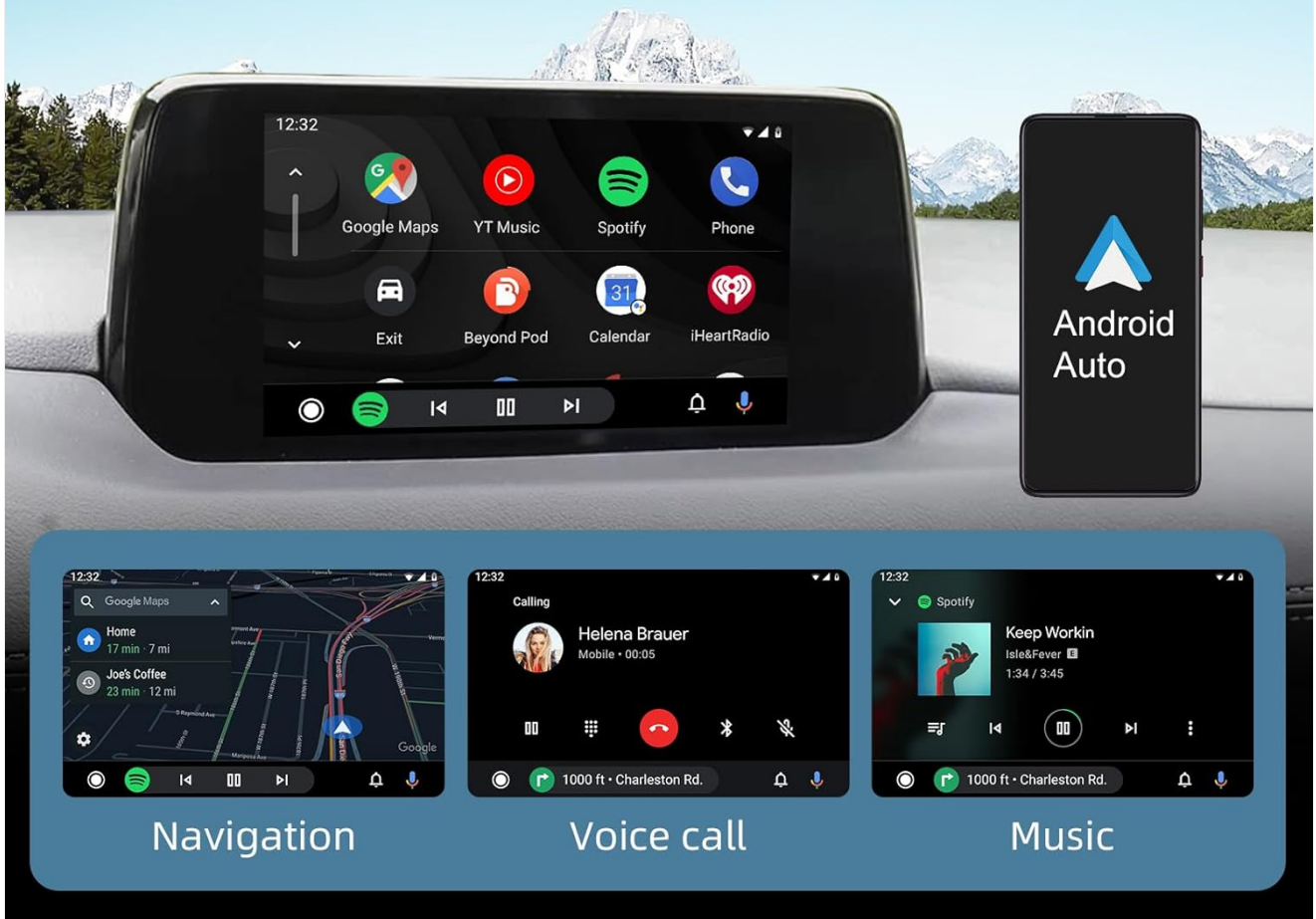


Image: Android Auto interface demonstration.

Android Auto connects your Android phone via USB, enabling access to navigation, voice calls, and music playback for a safer and more convenient driving experience.

Smart Voice Assistant

Your entertainment companion on the road the voice assistant can sing songs, crack jokes, and guess song titles keeping you entertained during your free time in the car.



Online Navigation

Supports multiple map options and updates traffic information in real time throughout the journey.



Music Playback

Play mobile music and USB music synchronously Hi-Fi sound quality is more pleasant.




Compatible With The Original System



Knob controls



Steering wheel buttons



Voice assistants

Note: Due to different models, the operation method will be different. Please consult customer service according to the model!

Image: Compatibility with original car controls.

The adapter maintains full functionality with your vehicle's original controls, including knob controls, steering wheel buttons, and voice assistants.

4. WHAT'S IN THE BOX

The product package includes the following items:

- LEXXSON Android Auto & Carplay Adapter Unit
- USB Cables (for connection)
- Sponge Tape (2 pieces)
- Product Manuals
- Tie Wraps (10 pieces)

Product Information




Image: Package contents.

5. IMPORTANT PRE-INSTALLATION NOTE

Before proceeding with installation, ensure your car's firmware system is version V70.00.21 or later. If your firmware is older, it must be updated first to ensure proper functionality and prevent issues.



Image: Firmware requirement notice.

6. INSTALLATION

Installation involves replacing the existing USB HUB unit. Follow these steps:

1. Carefully remove the old USB HUB unit and its associated gray USB cable from your vehicle.
2. Connect the new LEXXSON USB HUB unit using the provided cables. Ensure all connections are secure.
3. If your vehicle has two automotive wiring harness connectors, apply the same connection procedure to both.
4. To prevent potential noise, wrap any disconnected cable harness connectors with the supplied sponge tape (100 x 30 mm).

Easy Installation

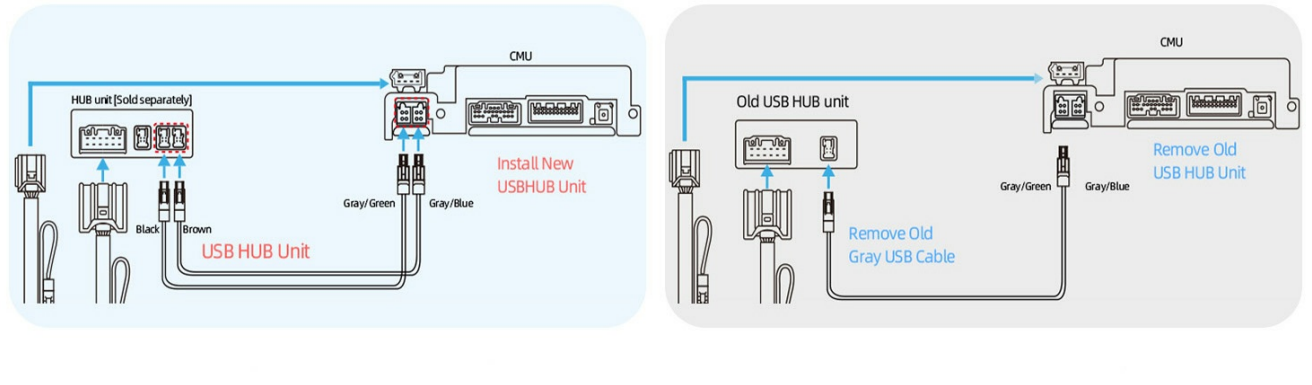


Image: Installation diagram.

7. OPERATION

To use the adapter, connect your iPhone or Android phone via a compatible USB cable to the newly installed USB port. The CarPlay or Android Auto interface will automatically appear on your car's display. You can then navigate applications using the car's original knob controls, steering wheel buttons, or voice commands through Siri or Google Assistant.

Your browser does not support the video tag.

Video: Demonstration of Android Auto & Carplay Adapter functionality in a Mazda vehicle.

8. MAINTENANCE

To ensure the longevity and optimal performance of your LEXXSON adapter, follow these maintenance guidelines:

- Keep the adapter unit and all connections clean and dry.
- Avoid exposing the unit to extreme temperatures, direct sunlight for prolonged periods, or excessive moisture.
- Periodically check all cable connections to ensure they are secure and free from damage.
- The device contains no user-serviceable parts. Do not attempt to open or repair the unit yourself.

9. TROUBLESHOOTING

If you encounter issues with your adapter, refer to the following common problems and solutions:

- **Issue: CarPlay/Android Auto not connecting.**
Solution: Ensure your phone is connected via a compatible USB cable. Verify the car's firmware version is V70.00.21 or later (refer to Section 5). Restart your phone and the car's infotainment system.
- **Issue: No audio output.**
Solution: Check the car's audio source settings to ensure it is set to the correct input (e.g., USB or AUX if applicable). Adjust volume levels on both your phone and the car's audio system.
- **Issue: Car controls (knob, steering wheel buttons) not responding.**
Solution: Confirm all cables are securely connected to the adapter and the car's system. Restart the infotainment system. If the issue persists, contact customer support.
- **Issue: Slow charging or connection.**
Solution: Ensure you are using a high-quality USB cable. Some cables may not support optimal data transfer or

charging speeds.

10. SPECIFICATIONS

Product Specifications

Feature	Detail
Model Number	NEW-RM-MZDU01
Package Dimensions	6.86 x 4.89 x 2.95 inches
Item Weight	12.6 ounces
Compatible Devices	Mazda 2/3/6/CX3/CX5/CX9/MX5
Connector Type	USB
Color	Black
Number of Ports	2

11. WARRANTY AND SUPPORT

For detailed warranty information, technical assistance, or customer support, please refer to the contact details provided in the product packaging or visit the official LEXXSON website. Please have your model number (NEW-RM-MZDU01) available when contacting support.