

Manuals+

[Q & A](#) | [Deep Search](#) | [Upload](#)

manuals.plus /

- › [Flaygo](#) /
- › [Flaygo Rechargeable Hearing Aids User Manual](#)

Flaygo GM-353T

Flaygo Rechargeable Hearing Aids User Manual

Model: GM-353T

INTRODUCTION

The Flaygo Rechargeable Hearing Aids are designed to provide clear and natural sound for individuals experiencing mild to severe hearing loss. Equipped with an advanced 16-channel smart digital chip, these aids meticulously analyze and optimize sound waves in real-time, ensuring an immersive listening experience free from background noise or whistling. Their lightweight and ergonomic design ensures comfortable, secure wearing for extended periods.

With a long-lasting battery and intuitive controls, these medical-grade hearing aids are engineered for ease of use and reliable performance in various environments.

WHAT'S IN THE BOX

- 2 x Hearing Aids
- 1 x Recharge Case
- 1 x Product Box
- 1 x User Guide
- 1 x Operation Guide
- 6 x Pairs of Domes (various sizes)
- 1 x Type-C Data Cable
- 2 x Cleaning Brushes
- 1 x Wiping Pad




The Flaygo hearing aids, charging case, and included accessories.

KEY FEATURES

- **Excellent Sound Quality:** Updated 16-channel smart digital chip for natural and clear sound, free from background noise or whistling. Peak sound gains up to 38 dB, suitable for mild to severe hearing loss.
- **Lightweight and Comfortable Design:** Miniaturized, featherweight, and virtually undetectable when worn behind the ear. Made from premium medical-grade materials with an ergonomic, anti-slip design.
- **Ultra-long Battery Life:** Fully charges in 2 hours, providing 28 hours of continuous use. The charging case offers 4 additional cycles, extending total usage to over 112 hours (5 days).
- **Simple Operation:** Intuitive buttons for easy volume adjustment and mode switching, designed for user-friendliness.

INNOVATIVE SELF - DEVELOPED SMART CHIPS



**Advanced 16 - channel
Chip: Precise Sound**



**AI Dynamic Noise
Reduction: Pure Audio**



**Stunning HD Sound
Quality: Crystal Clear**



**Powerful 38+dB
Gain: Amplify World**



Advanced 16-channel digital chip for precise sound and AI dynamic noise reduction.

TOTAL UP TO 150+ HOURS OF USAGE

LED Power Display



1Hrs

Charging Time



30+Hrs

Usage Time



7 Days

Charging Case

The charging case provides up to 150+ hours of total usage, with 30+ hours per single charge.

SETUP GUIDE

1. Initial Charge

Before first use, fully charge your Flaygo Hearing Aids. Place both hearing aids into the charging case. Connect the Type-C data cable to the charging case and a suitable USB power source. The charging indicator on the case will show charging progress. A full charge typically takes about 2 hours, providing up to 28 hours of continuous use for the hearing aids, and the case holds enough power for 4 full charges, totaling over 112 hours of use.

TOTAL UP TO 150+ HOURS OF USAGE

LED Power Display



1Hrs

Charging Time



30+Hrs

Usage Time



7 Days

Charging Case

Ensure the hearing aids are properly seated in the charging case for optimal charging.

2. Fitting the Hearing Aids

Select the appropriate dome size for a comfortable and secure fit in your ear canal. The package includes 6 pairs of domes of various sizes. Gently place the hearing aid behind your ear, ensuring the ear tube and dome are properly inserted into your ear canal. The lightweight and ergonomic design is intended to provide a sensation-free wearing experience.

SUPER-MINI SUPER-INVISIBLE



4-levels of Volume
Volume Adjustment Memory
No need to fumble with the controls every time!

The compact design allows for a discreet and comfortable fit behind the ear.

OPERATING INSTRUCTIONS

1. Power On/Off

To power on the hearing aid, locate the small switch on the device and slide it to the "ON" position. To power off, slide the switch to the "OFF" position. It is recommended to turn off the hearing aids when not in use to conserve battery life.

2. Volume Adjustment

The hearing aids feature intuitive buttons for volume control. Use the '+' button to increase the volume and the '-' button to decrease it. Adjust the volume to a comfortable listening level that suits your environment and hearing needs.

3. Mode Switching

Your Flaygo hearing aids offer multiple modes to optimize sound clarity in different environments. Press the 'M' button (Mode Switch) to cycle through the available modes: Outdoor, Indoor, and Meeting. Select the mode that best suits your current surroundings for enhanced listening.



Diagram showing the ear tube, microphone, mode switch, and power button.

Your browser does not support the video tag.

Official Flaygo video demonstrating the features and operation of the rechargeable hearing aids.

MAINTENANCE

- **Cleaning:** Regularly clean your hearing aids to prevent damage from earwax and ear drainage. Use the provided cleaning brush to gently remove any debris from the ear tip and microphone.
- **Storage:** Store your hearing aids in a cool, dry place, away from direct sunlight and extreme temperatures. Always place them in the charging case when not in use.
- **Moisture Protection:** Avoid exposing the hearing aids to excessive moisture. Do not wear them while showering,

swimming, or in heavy rain.





- **Chemicals:** Do not use hairspray, perfumes, or other chemical sprays while wearing the hearing aids, as these can damage the components.
- **Handling:** Handle your hearing aids with care. Avoid dropping them or subjecting them to strong impacts.

TROUBLESHOOTING

If you encounter any issues with your Flaygo Hearing Aids, please refer to the common questions and answers below:

Question	Solution
Why is there no sound when wearing it?	a) Check if the volume is suitable for your hearing. b) Check whether the hearing aid has electricity. c) Check whether there is earwax in the ear canal.
Why is there a whistling (sharp sound)?	If hearing aids don't fit right, they can make a whistle sound. This is because the sound from the receiver goes back into the microphone and gets louder and louder, causing the whistle.
How can we eliminate the whistling?	Solution: Please select a dome that fits your ear canal size and ensure that it is securely fitted to your ear. Try out all the available sizes, and once you find the one that best suits your ear, you will never hear any whistling sound again.
Why do I feel uncomfortable and unrealistic sound when using a hearing aid for the first time?	It's common to feel overwhelmed when first using a hearing aid; hearing sounds that seem unrealistic. It takes time to adjust. Follow usage recommendations, gradually increase wearing time, and be patient. Soon, you'll grow to love it.
How can I care for my hearing aid?	a) Avoid heat and moisture for hearing aids. b) Clean hearing aids as instructed to prevent damage from earwax and ear drainage. c) No hairspray while wearing. d) Turn off when not in use.

Should I choose Flaygo Hearing Aids?

Degree of Hearing Loss	Decibel	Sounds you are missing	Does Flaygo JH-DW2ET work for me ?
Mild	26-40 dB	<ul style="list-style-type: none"> • People whispering • Refrigerators humming • Water babbling in a brook or stream 	 YES
Moderate	41-55 dB	<ul style="list-style-type: none"> • People working in a quiet office • Rain falling • Coffee brewing in a percolator 	 YES
Moderate to Severe	56-70dB	<ul style="list-style-type: none"> • People talking louder than normal volume • A dishwasher running • People laughing 	 YES
Severe	71-80 dB	<ul style="list-style-type: none"> • Doorbells or telephones ringing • Traffic noises • The sound of a vacuum cleaner 	 YES
Profound	≥81 dB	<ul style="list-style-type: none"> • Someone shouting at you • A running lawnmower • Motorcycles riding by 	Recommend seeking medical help

Visual guide to common questions and answers regarding hearing aid usage and care.

PRODUCT SPECIFICATIONS

Specification	Detail
Brand	Flaygo
Model Name	GM-353T
Color	Beige
Material	Medical-Grade Plastic
Style	Behind-The-Ear
Package Dimensions	4.92 x 3.62 x 1.65 inches; 5.61 ounces
Batteries	1 Lithium Ion batteries required. (included)
Manufacturer	Flaygo
Maximum Output	125±3dB
Full-scale Sound Gain	35±5dB
Frequency Range	Not narrower than 300Hz-6000Hz
Total Harmonic Distortion	≤3%±3%
Equivalent input Noise Level	≤13±5dB

WARRANTY AND SUPPORT

Flaygo is committed to providing excellent after-sales support to ensure your satisfaction. Your hearing aids come with a **one-year repair service** from the date of purchase. We also offer a **30-day unconditional return** policy for free returns and exchanges.

For any questions, issues, or to utilize your warranty, please contact our customer service team via email. Our dedicated after-sales team will respond promptly to assist you.

One to One Professional After-sales Service

- Repair Service-within a year
- Customer Fitting Service
- Professional After-sales Service

Lightning Rebate
Rebate Upon Receipt of Return

Free Return and Exchange,
30 Days Unconditional Return

24-Hour Mailbox Service
Professional After-sales Mailbox

Flaygo offers professional one-to-one after-sales service and 24-hour mailbox support.

© 2024 Flaygo. All rights reserved.
For more information, visit the [Flaygo Store on Amazon](#).