



Manuals.plus /

› SoundPEATS /

› SoundPEATS Q40 HD Bluetooth Headphones User Manual

SoundPEATS Q40 HD

SoundPEATS Q40 HD Bluetooth Headphones User Manual

Model: Q40 HD | Brand: SoundPEATS

INTRODUCTION

Welcome to your SoundPEATS Q40 HD Bluetooth Headphones user manual. These headphones are designed to provide a superior audio experience with advanced features such as LDAC Hi-Res Audio, an 11mm dual-magnet driver, IP67 waterproofing, and extended battery life. This manual will guide you through the setup, operation, and maintenance of your new headphones to ensure optimal performance and longevity.



Image: SoundPEATS Q40 HD Bluetooth Headphones, showcasing the black neckband design with in-ear earbuds and inline controls.

WHAT'S IN THE BOX

Please check the package contents to ensure all items are present:

- SoundPEATS Q40 HD Headphones
- User Manual
- Quick Guide
- USB-C Charging Cable
- Multiple sizes of ear tips (S/M/L)



SETUP

1. Charging the Headphones

Before first use, fully charge your SoundPEATS Q40 HD headphones. Connect the provided USB-C cable to the charging port on the inline control module and plug the other end into a USB power source (e.g., computer USB port, wall adapter). The LED indicator will show charging status.

- A full charge provides up to 20 hours of playtime.
- Fast charging: 10 minutes of charge provides approximately 5 hours of music playback.

Super Fast Charging Technology

 **10minutes** charging =  **5hours** playback



20-Hour Battery Life

Battery life measured under music playback conditions

Image: Visual representation of the 20-hour battery life and fast charging capability, showing the headphones with a large "20H" graphic.

2. Pairing with a Bluetooth Device

1. Ensure the headphones are powered off.
2. Press and hold the multi-function button (usually the center button on the inline control) for approximately 3-5

seconds until the LED indicator flashes blue and red alternately. This indicates pairing mode.

3. On your device (smartphone, tablet, computer), enable Bluetooth and search for "SOUNDPEATS Q40 HD" in the list of available devices.
4. Select "SOUNDPEATS Q40 HD" to connect. Once connected, the LED indicator will turn solid blue or flash blue slowly.
5. If prompted for a password, enter "0000".

Upgrade Your Earphone Experience

Magnetic Earbud Design: Left/right earbuds feature magnetic attachment for tangle-free portability. Dual-Material Molding: Silicone-hard plastic composite enhances comfort, durability, and keypress feedback.



Image: Diagram illustrating the Bluetooth 5.4 chip, highlighting the advanced connectivity features.

3. Multi-Point Connectivity

The SoundPEATS Q40 HD headphones support multi-point connectivity, allowing them to be connected to two Bluetooth devices simultaneously. This enables seamless switching between devices, for example, from a phone call on your smartphone to music on your tablet.

1. Pair the headphones with the first device as described above.
2. Disable Bluetooth on the first device. The headphones will re-enter pairing mode.
3. Pair the headphones with the second device.
4. Re-enable Bluetooth on the first device. The headphones should automatically connect to both devices.

Spatial Audio

Creates a surround sound field for an immersive and stereophonic audio experience, allowing you to fully enjoy music, movies, and games.

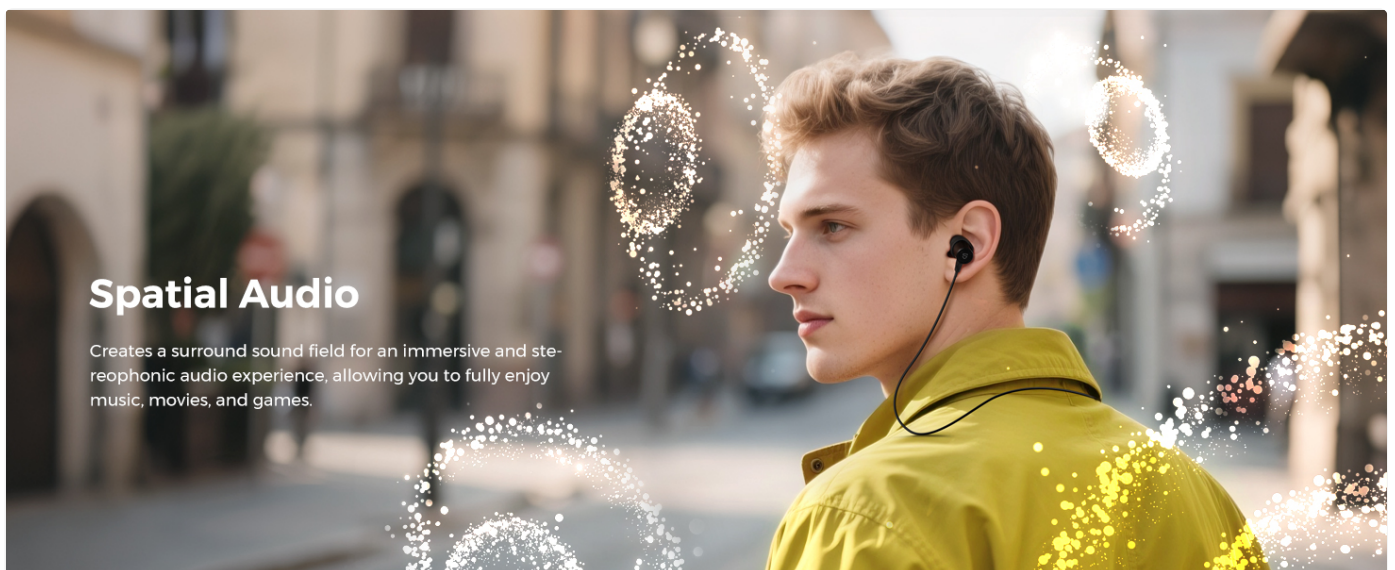


Image: Illustration of multi-point connectivity, depicting the headphones simultaneously connected to a smartphone and a laptop, enabling seamless audio switching.

OPERATING INSTRUCTIONS

Button Controls

The SoundPEATS Q40 HD headphones feature a clear three-button inline control for easy operation:

Control Functions

Button	Action	Function
+ (Volume Up)	Short press	Increase volume
	Long press for 2s	Next track
- (Volume Down)	Short press	Decrease volume
	Long press for 2s	Previous track
Multi-function Button (Center)	Long press for 3s (blue light flashes once)	Power On
	Long press for 3s (red light flashes once)	Power Off
	Short press once	Play/Pause music
	Long press for 1.5s	Activate voice assistant
	Double-tap during a call	Answer/End call
	Double-tap	Switch between Game Mode and Normal Mode

LDAC & Hi-Res Audio

The Q40 HD headphones are Hi-Res Audio certified and support LDAC encoding technology. This allows for the transmission of lossless audio signals up to 96kHz/24bit, preserving every detail of your music for a high-fidelity listening experience. Ensure your audio source also supports LDAC for optimal performance.



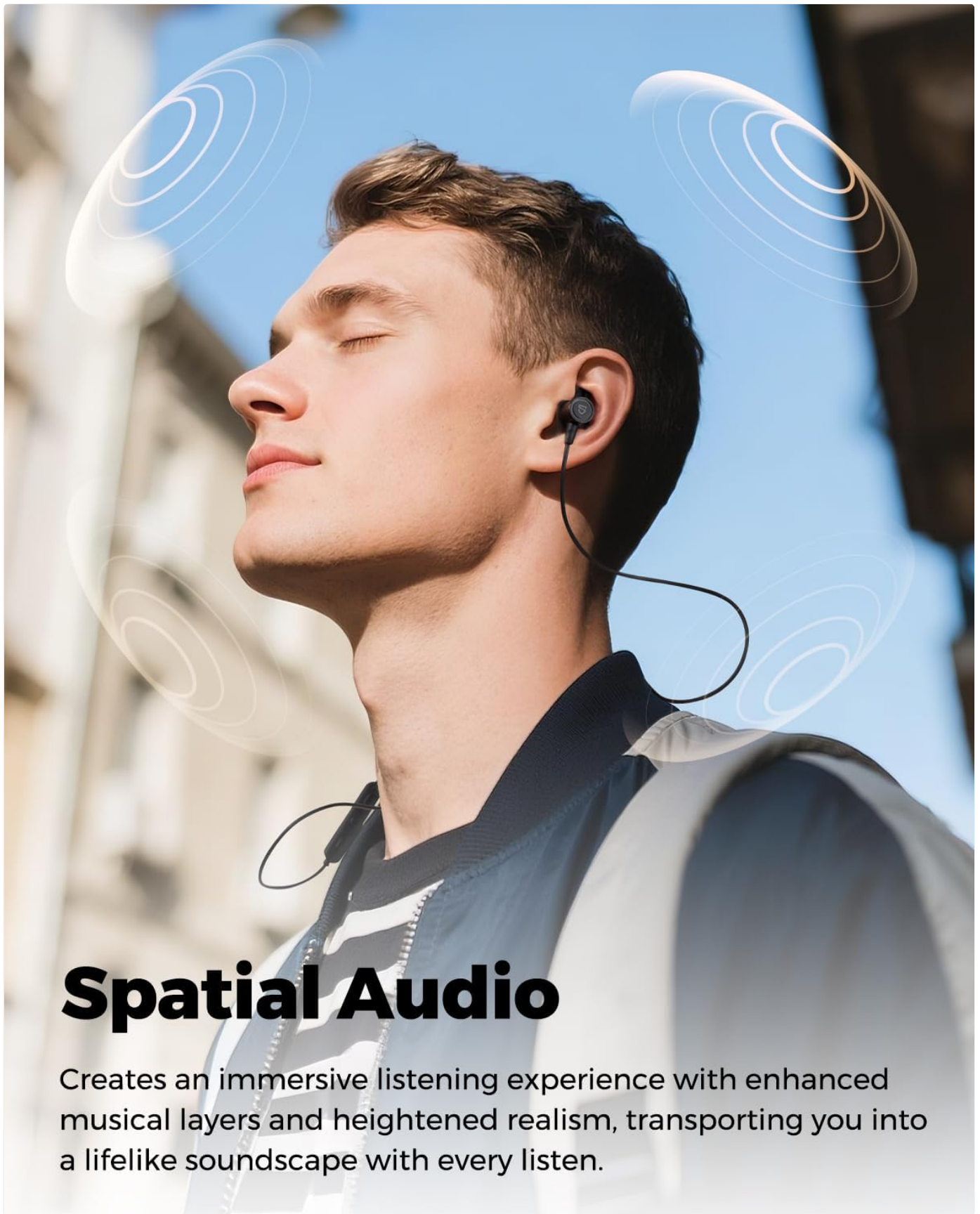
Hi-Res Audio Wireless & LDAC Dual Certification

The next-generation LDAC technology with Hi-Res Audio Wireless certification employs adaptive bitrate encoding to maintain stable connectivity and CD-quality sound, offering true high-resolution wireless audio for discerning listeners.

Image: A woman wearing the SoundPEATS Q40 HD headphones, with prominent "Hi-Res Audio Wireless" and "LDAC" logos, signifying high-fidelity audio capabilities.

Dynamic EQ and Spatial Audio

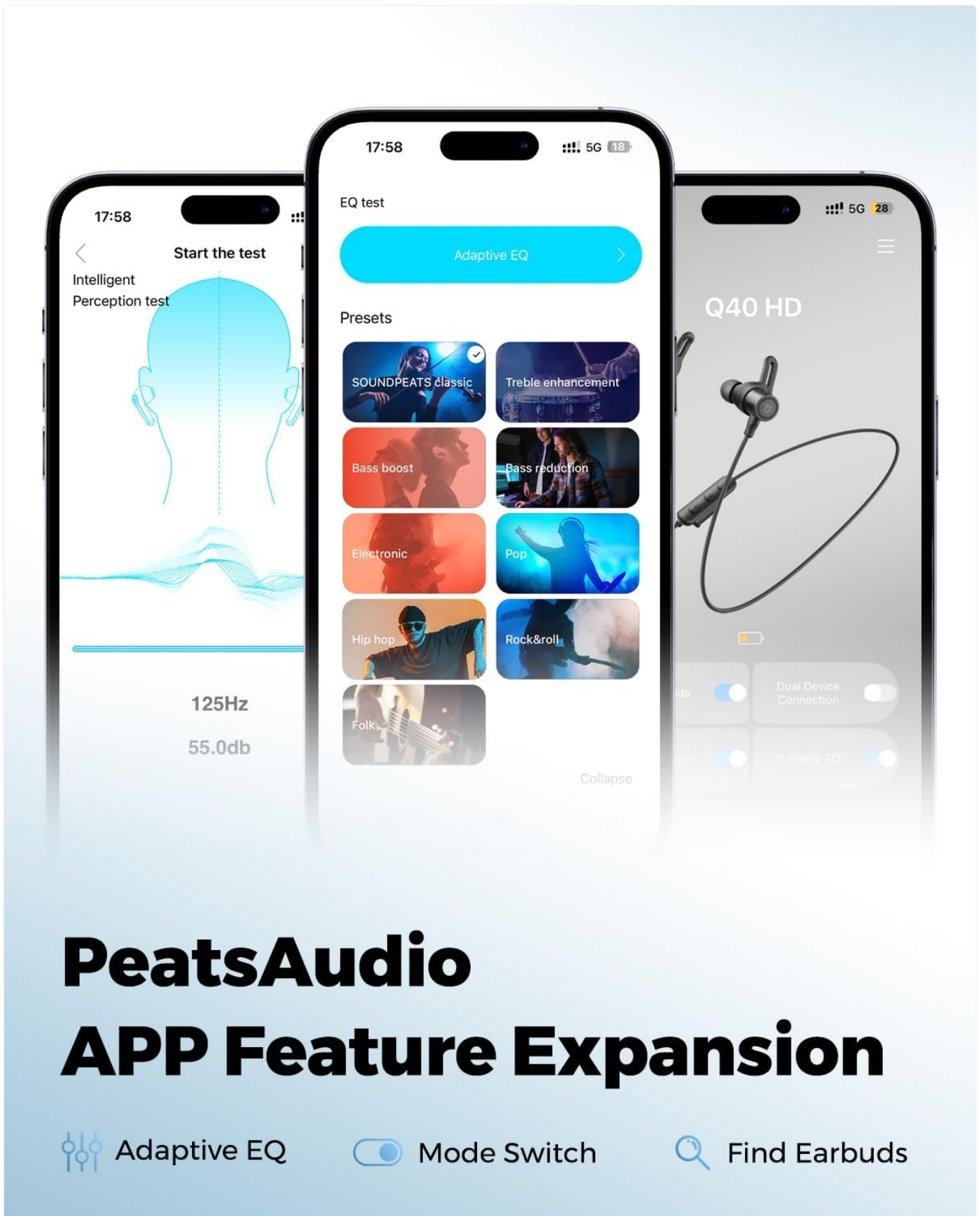
Utilize the SOUNDPEATS (PeatsAudio) app to activate customized dynamic EQ settings, which intelligently optimize frequency ranges for various music genres. Combined with 360° spatial audio technology, these features create an immersive, live-like listening experience.



Spatial Audio

Creates an immersive listening experience with enhanced musical layers and heightened realism, transporting you into a lifelike soundscape with every listen.

Image: A man enjoying music with the SoundPEATS Q40 HD headphones, illustrating the immersive effect of Spatial Audio with sound wave graphics.



PeatsAudio APP Feature Expansion

 Adaptive EQ

 Mode Switch

 Find Earbuds

Image: Screenshots of the PeatsAudio app interface on smartphones, demonstrating features like Adaptive EQ, Mode Switch, and Find Earbuds.

AI Call Noise Cancellation

The headphones incorporate an intelligent AI-powered noise reduction algorithm and a wind-resistant design. This technology effectively filters ambient noise while preserving voice clarity, ensuring crisp call quality even in noisy environments.



AI Call Noise Cancellation | Wind-Resistant Design

The intelligent noise reduction algorithm effectively filters ambient noise while preserving voice clarity, ensuring crisp call quality even in noisy environments.

Image: Close-up diagram of an earbud illustrating the AI Call Noise Cancellation technology, showing sound waves being filtered.

Game Mode

Activate Game Mode for an ultra-low latency experience of 0.07 seconds. This mode is designed to synchronize audio with visual cues, providing a competitive edge in gaming by minimizing audio delay.

Fast Charging & Long Battery Life

20_H

Total Playback Time

10_{Min}=5_H

Super Fast Charge

Type-C

Charging Port

*Tested in SOUNDPEATS labs. Actual results may vary based on volume level and environmental factors.

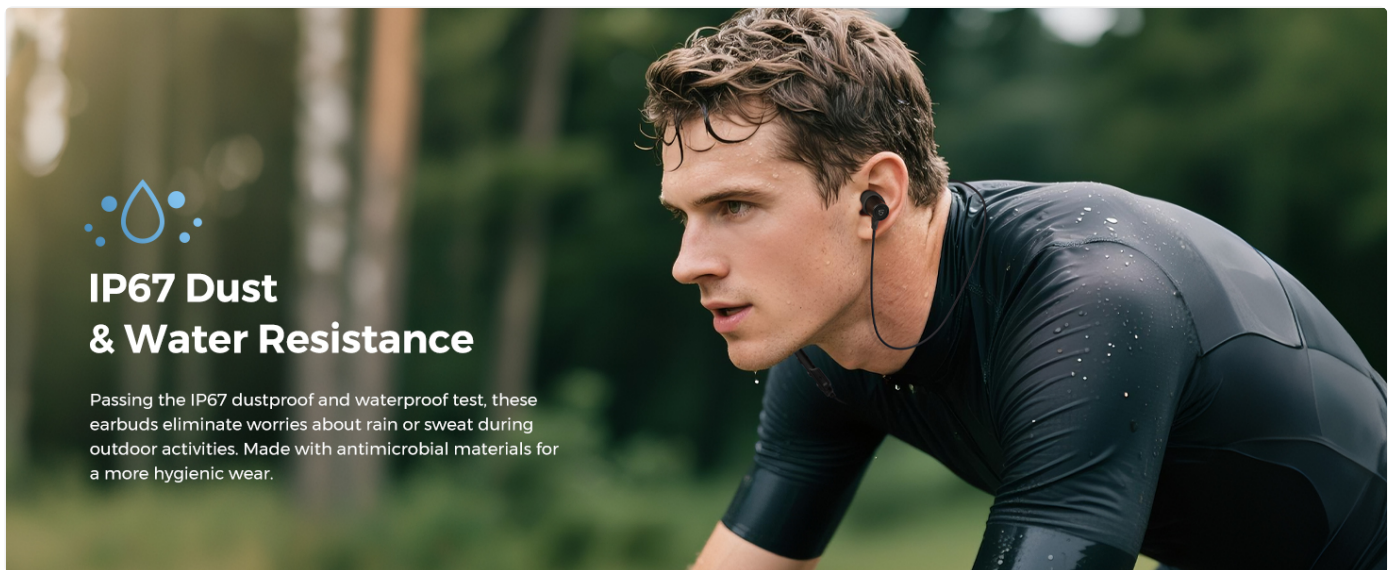


Image: A smartphone screen displaying a game, with an overlay indicating the 0.07s ultra-low latency of Game Mode.

MAINTENANCE

Cleaning and Storage

- Regularly clean the ear tips and earbud surfaces with a soft, dry, lint-free cloth.
- Avoid using harsh chemicals or abrasive materials.
- Store the headphones in a cool, dry place away from direct sunlight and extreme temperatures.
- The magnetic earbud design allows for tangle-free portability when not in use.




IP67 Dust & Water Resistance

Passing the IP67 dustproof and waterproof test, these earbuds eliminate worries about rain or sweat during outdoor activities. Made with antimicrobial materials for a more hygienic wear.

Image: Illustration of the magnetic earbud design, showing how the earbuds can attach to each other for secure and tangle-free storage.

IP67 Dustproof & Waterproof Rating

The SoundPEATS Q40 HD headphones are IP67 certified, meaning they are highly resistant to dust and water. This protection ensures your headphones can withstand sweat and rain during outdoor activities and workouts. While resistant, avoid prolonged submersion in water.



IP67 Dustproof & Waterproof

No worries about rain or sweat during outdoor activities—your music stays with you throughout, ensuring every listening experience is secure and comfortable.

Image: Close-up of the SoundPEATS Q40 HD headphones with water droplets, visually representing their IP67 dustproof and waterproof capabilities.

TROUBLESHOOTING

If you encounter any issues with your SoundPEATS Q40 HD headphones, please refer to the following common problems and solutions:

- **Headphones not powering on:** Ensure the headphones are fully charged. Connect them to a power source using

the USB-C cable.

- **Unable to pair with device:**

- Ensure the headphones are in pairing mode (LED flashing blue and red).
- Turn off and on Bluetooth on your device.
- Clear previous Bluetooth connections on your device.
- Try pairing with another device to confirm headphone functionality.

- **No sound or low volume:**

- Check the volume level on both the headphones and your connected device.
- Ensure the headphones are properly connected to your device.
- Try playing different audio files or apps.

- **Poor call quality:**

- Ensure the microphone is not obstructed.
- Move closer to your connected device.
- Check for environmental noise interference.

- **Intermittent connection:**

- Ensure there are no physical obstructions between the headphones and your device.
- Avoid strong electromagnetic interference from other devices.
- Keep the headphones within the effective Bluetooth range (typically 10 meters/33 feet).

SPECIFICATIONS

Feature	Detail
Model Name	SOUNDPEATS Q40 HD Bluetooth Headphones
Bluetooth Version	5.4
Audio Codecs	LDAC, SBC, AAC
Driver Type	11mm Dual-Magnet Dynamic Driver (PU+LCP)
Frequency Range	20 Hz - 40,000 Hz
Impedance	32 Ohm
Battery Life	Up to 20 Hours (total playback)
Fast Charge	10 mins charge = 5 hours playback
Charging Port	USB-C
Water Resistance	IP67 Dustproof & Waterproof
Control Type	Button Control, App Control
Item Weight	17.54 Grams (0.619 ounces)
Dimensions	29.92 x 0.79 x 0.79 inches
Included Components	Headphones, User Manual, Quick Guide, USB-C Cable

WARRANTY AND SUPPORT

SoundPEATS products come with a standard warranty. For detailed warranty information, product registration, or technical support, please visit the official SoundPEATS website or contact their customer service. Keep your purchase receipt for warranty claims.

Official SoundPEATS Store: [SoundPEATS Amazon Store](#)

OFFICIAL PRODUCT VIDEOS

No official seller videos were found in the provided product data that meet the embedding criteria (creator_type: "Seller"). Please refer to the product page for any available video content.

