

Rinsmola G21 Pro

Rinsmola G21 Pro Bluetooth Earbuds User Manual

Model: G21 Pro

INTRODUCTION

This manual provides detailed instructions for the Rinsmola G21 Pro Bluetooth Earbuds. Please read this manual thoroughly before using the product to ensure proper operation and to maximize your user experience. Keep this manual for future reference.



Image: Rinsmola G21 Pro Bluetooth Earbuds in their charging case, displaying battery levels on the integrated LED screen.

WHAT'S IN THE BOX

Upon opening your Rinsmola G21 Pro package, you should find the following items:

- 2 x Rinsmola G21 Pro Wireless Bluetooth Earbuds
- 1 x Fast Charging Case
- 3 x Pairs of Ear Tips (Sizes S, M, L)
- 1 x USB-C Charging Cable
- 1 x User Manual



Image: The complete package contents for the Rinsmola G21 Pro, showing the earbuds, charging case, various ear tip sizes, USB-C charging cable, and the user manual.

SETUP

1. Charging the Earbuds and Case

Before first use, fully charge the earbuds and the charging case. Connect the provided USB-C cable to the charging case and a power source. The LED display on the case will show the charging status and battery levels.

- **Charging Time:** Approximately 1.5 hours for a full charge.
- **Battery Life:** Up to 8 hours of playback on a single charge, and up to 36 hours total with the charging case.

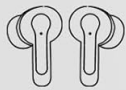
Over 36Hrs Playtime & Dual LED Display



Charging case power
display



Charging status display
of earbuds(L/R)



8 Hrs
Earbuds



28 Hrs
Full Charge



1.5 Hrs
Fast Charging

Image: The Rinsmola G21 Pro charging case with its LED display indicating the battery percentage of the case and individual earbuds.

2. Selecting the Right Ear Tips

For optimal sound quality and comfort, choose the ear tips that best fit your ears. The package includes three sizes (S, M, L). A proper seal is crucial for bass performance and noise isolation.

Ultralight & Ergonomic



Comfortable fit



3.6 g



S, M, L

Replaceable silicone ear tips

Image: An illustration demonstrating the ergonomic design of the earbuds for a comfortable fit, alongside the three available sizes of replaceable silicone ear tips (S, M, L).

3. Pairing with Your Device

1. Open the charging case. The earbuds will automatically power on and enter pairing mode.
2. On your device (smartphone, tablet, laptop), enable Bluetooth.
3. Search for "G21 Pro" in the list of available Bluetooth devices and select it to connect.
4. Once connected, the earbuds will automatically pair with the last connected device when removed from the case.

One Step Pairing & Smart Touch

Latest Bluetooth 5.4 technology for fast pairing without waiting.




Image: A visual representation of the Rinsmola G21 Pro earbuds connecting to a smartphone, showing the "G21 Pro" device name in the Bluetooth settings.

The Rinsmola G21 Pro earbuds utilize Bluetooth 5.4 technology for a stable, reliable, and fast connection. They are compatible with iOS, Android, and Windows devices.

OPERATING INSTRUCTIONS

Touch Controls

The Rinsmola G21 Pro earbuds feature sensitive touch controls for various functions:

- **Single Tap (L/R):** Answer/End Call
- **Double Tap (L/R):** Play/Pause Music
- **Triple Tap (L/R):** Activate Voice Assistant
- **Long Press (2 seconds) Left Earbud:** Previous Track / Volume Down
- **Long Press (2 seconds) Right Earbud:** Next Track / Volume Up



Image: A visual guide to the touch controls on the Rinsmola G21 Pro earbuds, illustrating gestures for answering calls, playing music, adjusting volume, and skipping tracks.

Making and Receiving Calls

The earbuds are equipped with dual hybrid ENC (Environmental Noise Cancellation) microphones, which reduce up to 80% of background noise for clear call quality.

- **Answer/End Call:** Single tap either earbud.
- **Reject Call:** Long press either earbud for 2 seconds.

ENC Noise Reduction Mic for Clear Calls

Effectively reduce environmental noise to ensure clear call quality.



Image: A woman using the Rinsmola G21 Pro earbuds, highlighting the ENC noise reduction microphone feature for clear communication in various environments.

Audio Playback

Experience high-fidelity stereo sound with 14.2mm dynamic drivers and AAC/SBC audio decoding technology.

- **Play/Pause:** Double tap either earbud.
- **Next Track:** Long press the right earbud for 2 seconds.
- **Previous Track:** Long press the left earbud for 2 seconds.

MAINTENANCE

Cleaning

Regular cleaning helps maintain sound quality and hygiene.

- Gently wipe the earbuds and charging case with a soft, dry, lint-free cloth.
- Remove ear tips and clean them with mild soap and water if necessary. Ensure they are completely dry before reattaching.

- Use a cotton swab or a small, soft brush to clean the mesh and charging contacts.
- Avoid using abrasive materials, solvents, or harsh chemicals.

Storage

Store the earbuds in their charging case when not in use to protect them and keep them charged.

Water Resistance (IP7)

The Rinsmola G21 Pro earbuds are IP7 waterproof, meaning they are resistant to sweat and rain. They are suitable for daily use, including exercise. However, they are not designed for swimming or prolonged submersion in water.



Image: The Rinsmola G21 Pro earbuds shown with water splashing around them, signifying their IP7 waterproof capability, making them resistant to sweat and rain.

TROUBLESHOOTING

Earbuds Not Pairing

- Ensure both earbuds are charged.
- Place both earbuds back into the charging case, close the lid, then open it again to reset them.
- Turn off and on your device's Bluetooth.
- Delete "G21 Pro" from your device's Bluetooth list and try pairing again.
- Ensure the earbuds are within the 20-meter Bluetooth range of your device.

No Sound or Low Volume

- Check the volume levels on both your device and the earbuds.
- Ensure the earbuds are properly connected to your device.
- Clean the earbud mesh to remove any obstructions.
- Try different sized ear tips to ensure a proper seal in your ear canal.

Call Quality Issues

- Ensure the microphones are not obstructed.
- Move to a quieter environment if possible, although ENC helps reduce background noise.
- Check your device's network signal.

Earbuds Not Charging

- Ensure the charging cable is securely connected to both the case and the power source.
- Verify the power source is active.
- Clean the charging contacts on both the earbuds and inside the case.
- Check if the charging case itself has sufficient battery.

SPECIFICATIONS

Model	G21 Pro
Brand	Rinsmola
Connectivity	Bluetooth 5.4 (Wireless)
Bluetooth Range	Up to 20 meters
Driver Size	14.2 mm Dynamic Drivers
Audio Codecs	AAC/SBC
Microphones	Dual Hybrid ENC Noise Cancelling Mics
Noise Control	Passive Noise Cancellation, Sound Isolation
Frequency Response	20Hz - 20KHz
Impedance	32 Ohm
Sensitivity	108 dB
Earbud Battery Life	Up to 8 hours
Total Playtime (with case)	Up to 36 hours
Charging Time	Approx. 1.5 hours (case)
Charging Port	USB-C
Water Resistance	IP7 (Sweat and Rain Resistant)
Earbud Weight	3.6 grams (per earbud)
Material	Plastic
Compatible Devices	iOS, Android, Windows devices (Smartphones, Tablets, Laptops)



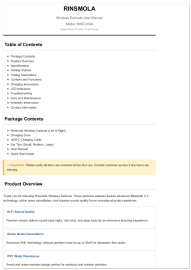





Image: A graphic detailing the benefits of Bluetooth 5.4 technology in the Rinsmola G21 Pro earbuds, including lower power consumption, more stable connection, faster transmission speed, and longer transmission range.

WARRANTY AND SUPPORT

For warranty information and customer support, please refer to the documentation included with your product or visit the official Rinsmola website. Contact details for support are typically found in the user manual or on the product packaging.

No official product videos were available for embedding in this manual.

Related Documents - G21 Pro

	<p>Rinsmola RWE-2024 Wireless Earbuds User Manual</p> <p>Comprehensive user manual for Rinsmola RWE-2024 wireless earbuds, detailing features like Bluetooth 5.3, active noise cancellation, IPX7 water resistance, setup, pairing, controls, charging, troubleshooting, and warranty information.</p>
	<p>Hero Band III Color Screen Fitness Tracker User Manual - Rinsmola</p> <p>User manual for the Rinsmola Hero Band III Color Screen Fitness Tracker. Learn about its appearance, functions, app installation, operation, troubleshooting, and important attention points for optimal use.</p>
	<p>A90 Pro Wireless Earbuds User Guide</p> <p>Comprehensive user guide for the A90 Pro wireless earbuds, covering setup, functions, charging, maintenance, and troubleshooting.</p>
	<p>Q20 PRO Bluetooth Earbuds User Guide and FAQ</p> <p>Comprehensive guide and frequently asked questions for the Q20 PRO Bluetooth earbuds, covering compatibility, connectivity, charging, sound features, and troubleshooting.</p>
	<p>SoundPEATS T3 Pro Wireless Earbuds User Guide</p> <p>Comprehensive guide to the SoundPEATS T3 Pro Wireless Earbuds, covering features like 12mm drivers, Bluetooth 5.4, 28-hour playtime, noise cancellation, and IPX4 waterproofing. This guide provides setup, operation, and troubleshooting information.</p>
	<p>Power Q25 Pro Waterproof Wireless Sports Earbuds User Manual</p> <p>Comprehensive user manual for the Power Q25 Pro waterproof wireless sports earbuds. Learn about features, Bluetooth pairing, recharging, product specifications, safety precautions, and troubleshooting common issues.</p>