

## Indesit IM 862 MY TIME IT

# Indesit IM 862 MY TIME IT Front-Load Washing Machine User Manual

Model: IM 862 MY TIME IT

## INTRODUCTION

---

This manual provides essential information for the safe and efficient use of your Indesit IM 862 MY TIME IT front-load washing machine. Please read these instructions carefully before installation, operation, or maintenance. Keep this manual for future reference.

## SETUP

---

### 1. Unpacking

Remove all packaging materials from the washing machine. Check the appliance for any transport damage. Ensure all accessories are present. Dispose of packaging materials responsibly.

### 2. Positioning

Place the washing machine on a firm, flat, and stable floor. Ensure there is adequate space around the appliance for ventilation and access. Avoid placing it on carpets or uneven surfaces that could obstruct ventilation openings.




Image: The Indesit IM 862 MY TIME IT washing machine positioned in a dedicated laundry area, demonstrating typical installation space requirements.

### 3. Leveling

Adjust the adjustable feet at the bottom of the washing machine to ensure it is perfectly level. Use a spirit level to verify. Proper leveling prevents excessive vibration and noise during operation.

### 4. Water Connection

Connect the cold water inlet hose to a cold water tap with a 3/4" thread. Ensure the connection is tight to prevent leaks. Position the drain hose into a standpipe or over the edge of a sink, ensuring it is securely fixed to prevent displacement during draining.

### 5. Electrical Connection

Plug the power cord into a grounded electrical outlet. Ensure the voltage and frequency match the specifications of your appliance. Do not use extension cords or adapters.

### 6. Dimensions

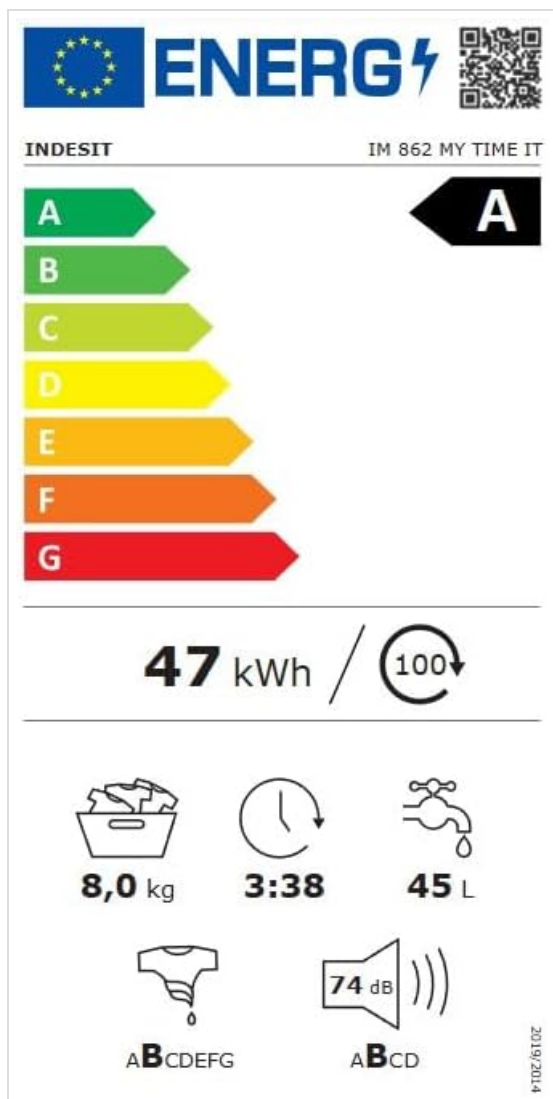


Image: Technical diagram illustrating the width (600 mm), depth (546 mm), and height (845 mm) of the washing machine, along with recommended clearances.

## OPERATING INSTRUCTIONS

### 1. Control Panel Overview

The control panel features a program selector dial, function buttons, and a digital display. Familiarize yourself with these components before operating the machine.



Image: A detailed view of the Indesit IM 862 MY TIME IT control panel, showing the program selection dial, function buttons, and digital display.

## 2. Loading Laundry

Open the washing machine door. Load laundry into the drum, ensuring not to overload the machine. An 8 kg capacity is recommended for optimal washing performance. Close the door firmly.



Image: The Indesit IM 862 MY TIME IT washing machine with its front door open, revealing the stainless steel drum, ready for loading laundry.

### 3. Adding Detergent and Additives

Pull out the detergent dispenser drawer. Add the appropriate amount of detergent to the main wash compartment and fabric softener to its designated compartment. Refer to detergent packaging for dosage recommendations.

### 4. Selecting a Wash Program

Turn the program selector dial to choose the desired wash program. The machine offers 15 programs, including:

- **Antistain:** For heavily soiled items with stubborn stains.
- **Mixed:** For a mixed load of cottons and synthetics.
- **20°C:** Energy-saving wash for lightly soiled items.
- **Cotton:** Standard program for cotton garments.
- **Eco 40-60:** Energy-efficient program for normally soiled cottons at 40-60°C.
- **Wool & Delicates:** Gentle wash for wool and delicate fabrics.
- **Drum Clean:** Program for cleaning the washing machine drum.

- **Full Load 59'**: Quick wash for a full load in 59 minutes.
- **Synthetics**: For synthetic garments.
- **Cotton 29'**: Fast wash for cottons in 29 minutes.
- **Express 14'**: Ultra-fast wash for small, lightly soiled loads.
- **Rinse**: Additional rinse cycle.
- **Spin & Drain**: Drains water and performs a spin cycle.

## 5. Starting and Pausing

Press the Start/Pause button to begin the selected wash program. To pause a running program, press the Start/Pause button again. Press it once more to resume.

## MAINTENANCE

---

### 1. Cleaning the Detergent Dispenser

Regularly remove and clean the detergent dispenser drawer to prevent detergent residue buildup. Rinse it under running water and use a brush if necessary.

### 2. Cleaning the Pump Filter

Periodically clean the pump filter, located at the bottom front of the machine. This prevents blockages and ensures proper drainage. Refer to the diagram in the full manual for exact location and procedure.

### 3. Cleaning the Exterior

Wipe the exterior surfaces of the washing machine with a soft, damp cloth. Do not use abrasive cleaners or solvents.

### 4. Cleaning the Door Seal

After each wash, wipe the rubber door seal to remove any lint or residue, preventing mold and odors.

## TROUBLESHOOTING

---

If you encounter issues with your washing machine, consult the following common problems and solutions:

- **Machine does not start**: Ensure the power cord is plugged in, the door is closed properly, and the Start/Pause button has been pressed. Check if the water tap is open.
- **Water does not fill**: Check if the water inlet hose is connected and the water tap is open. Ensure there are no kinks in the hose.
- **Water does not drain**: Check if the drain hose is kinked or blocked. Clean the pump filter.
- **Excessive vibration or noise**: Ensure the machine is level and all transport bolts have been removed. Check that the load is balanced inside the drum.
- **Detergent residue in dispenser**: Clean the detergent dispenser. Ensure water pressure is adequate.

For more complex issues, contact customer support.

## SPECIFICATIONS

---

Feature	Specification
---------	---------------

Model Name	IM 862 MY TIME IT
Type of Load	Front-Load
Capacity	8 kg
Maximum Spin Speed	1200 rpm
Energy Efficiency Class	A
Noise Level (Spin)	74 dB
Number of Wash Programs	15
Dimensions (W x D x H)	600 mm x 546 mm x 845 mm
Control Type	Touch
Special Features	Silent wash function, Advanced wash programs, Compact design

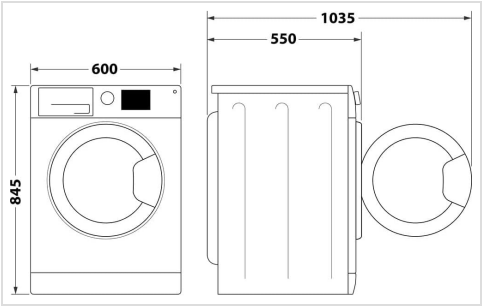


Image: The energy label for the Indesit IM 862 MY TIME IT, indicating its Class A energy efficiency, 8 kg capacity, 47 kWh/100 cycles energy consumption, 3:38 program duration, 45 L water consumption, and 74 dB spin noise level.

## WARRANTY AND SUPPORT

Your Indesit IM 862 MY TIME IT washing machine comes with a manufacturer's warranty. Please refer to the warranty card included with your appliance for specific terms and conditions. For technical assistance, spare parts, or customer service, please contact your local Indesit service center or authorized dealer. Ensure you have your model number and purchase date available when contacting support.