

Manuals+

[Q & A](#) | [Deep Search](#) | [Upload](#)

[manuals.plus](#) /

> [QPLAY](#) /

> [QPLAY Comfo-Max Toddler Bike Stroller Instruction Manual](#)

QPLAY Comfo-Max

QPLAY Comfo-Max Toddler Bike Stroller Instruction Manual

Model: Comfo-Max

For ages 10 months to 6 years

IMPORTANT SAFETY INFORMATION

Please read and understand all instructions before assembling and using the QPLAY Comfo-Max Toddler Bike Stroller. Failure to follow these instructions could result in serious injury.

- Always ensure adult supervision when a child is using the stroller bike.
- Before each use, check that all components are securely fastened and that the brakes are functioning correctly.
- Ensure the 5-point safety harness is properly adjusted and secured around the child at all times.
- Do not overload the storage bag or cup holder, as this may affect stability.
- This product is certified to meet safety standards in Australia and the USA.
- Keep children away from moving parts during adjustments.
- Do not use on uneven terrain, stairs, or escalators.

PRODUCT OVERVIEW

Key Features

- **8-in-1 Versatility:** Adapts for babies 10 months to 6 years with modes including Infant Stroller, sunshade tricycle, parent steering push, independent riding, assisted riding, and foldable portable.
- **Certified Safety:** Features an easy-to-use one-touch brake, height-adjustable parent steering push handle, and meets safety standards in Australia and the USA.
- **Interactive Seating:** 360° swivel seat allows for face-to-face bonding with parents. Includes a five-point harness, detachable armrest, and adjustable triple pedal design.
- **Comfort & Durability:** Sturdy steel frame supports up to 25 kg (55 lbs). Backrest adjusts between semi-reclined and sitting positions.
- **Compact & Portable:** High-performance, shock-absorbing EVA wheels for smooth rides. UPF 50+ sunshade canopy. Simple folding design for easy transport and storage.
- **Convenient Storage:** Equipped with a detachable small backpack for toys and snacks.

Components Included

- Baby Tricycle Frame
- 5-Point Seatbelt
- Storage Bag & Cup Holder & Canopy
- 1-Step Brake Pedal & Triple Footrest
- Rotatable Seat & Adjustable Push Handle & Detachable Guardrail



Diagram illustrating the 8-in-1 modes of the QPLAY Comfo-Max Toddler Bike Stroller, showing configurations for different age groups from 10 months to 6 years.



Anti-Skid



Floor-Friendly



Shock-proof



No-Inflation



All-Terrain Ready

comfortable ride for your little one—whether indoors or out.



Detailed diagram of the QPLAY Comfo-Max stroller highlighting user-friendly features such as the height-adjustable parent pushbar, 5-point harness, comfortable high back seat, foldable middle footrest, detachable storage bag, 11-inch shock-absorbing EVA wheels, and linked brake.

ASSEMBLY INSTRUCTIONS

Step-by-Step Assembly

For a visual guide, please refer to the assembly video below. Ensure all parts are present and undamaged before beginning assembly.

Your browser does not support the video tag.

This video provides a step-by-step guide on how to assemble the QPLAY Comfo-Max 8-in-1 Foldable Stroller Bike. It details the process of attaching wheels, seat, handlebars, canopy, and other components to prepare the tricycle for use.

- 1. Unpack Components:** Carefully remove all parts from the packaging and verify against the components list.
- 2. Attach Rear Wheels:** Slide the rear wheels onto the axle until they click into place. Ensure they are securely locked.
- 3. Install Seat:** Align the seat with the frame and press down until it locks. The seat can be rotated 360 degrees.
- 4. Attach Handlebar:** Insert the handlebar into the front fork and secure it.

5. **Mount Guardrail:** Attach the detachable guardrail to the seat.
6. **Install Canopy:** Secure the canopy to the seat backrest.
7. **Attach Parent Push Handle:** Insert the parent push handle into the designated slot at the rear of the frame and ensure it is locked.
8. **Attach Accessories:** Install the cup holder and storage bag as desired.

8 in 1 Trike

QPlay grows with your child from 10 months to 6 years, offering easy mode switching to support every stage of their development and ensure endless fun along the way.



Image displaying all components of the QPLAY Comfo-Max 8-in-1 Trike laid out for assembly, including the main frame, wheels, seat, canopy, and accessories.

OPERATING INSTRUCTIONS

Adjusting Modes (8-in-1)

The QPLAY Comfo-Max stroller bike offers 8 configurations to grow with your child:

- **Infant Stroller Mode (10-18 Months):** Full parent control, child secured in harness, canopy for sun protection.
- **Sunshade Tricycle Mode (18-24 Months):** Similar to infant stroller, but with child's feet on footrests.
- **Parent Steering Push Mode (24-30 Months):** Child can attempt to pedal, but parent maintains steering control.
- **Assisted Riding Mode (30-36 Months):** Child pedals with parent assistance via the push handle.
- **Classic Tricycle Mode (36+ Months):** Child rides independently with pedals and steering.
- **Independent Riding Mode (5-6 Years):** All parent-assist features removed, child rides a standalone tricycle.
- **Foldable Portable Mode:** Compact folding for easy transport and storage.



Growing with your child from stroller rides to pedal power.

Diagram showing the 8-in-1 modes of the QPLAY Comfo-Max Trike, detailing configurations for different age ranges from 10 months to 72+ months, including Push Stroller, Push Trike, Assisted Riding, Classic Tricycle, Independent Riding, and Fun Ride modes.

Seat Rotation

The seat can be rotated 360 degrees to allow for both world-facing and parent-facing interactive modes. To rotate, locate the release mechanism under the seat, activate it, and turn the seat to the desired direction until it locks securely.

360° Rotatable Seat



World-facing Mode



**Parent-facing
Interactive Mode**

Image showing the 360-degree rotatable seat of the QPLAY Comfo-Max stroller in both world-facing and parent-facing interactive modes, with a child seated.

Comfortable & Reversible Interactive Seating



Image illustrating the comfortable and reversible interactive seating of the QPLAY Comfo-Max stroller, showing both world-facing and parent-facing modes with a 360-degree swivel mechanism.

Handlebar and Backrest Adjustment

The parent push handle is height-adjustable for comfortable steering. The seat backrest can be adjusted between semi-reclined and sitting positions to ensure your child's comfort. Refer to the specific levers or buttons on the handle and seat for adjustment.




Image demonstrating the folding handlebars and reclining seat mode of the QPLAY Comfo-Max stroller, allowing for adjustable resting positions.

Parent-Controlled Steering

When the adult pushes the tricycle, a toggle switch lock system can disengage the pedal-to-wheel linkage, effectively disabling the riding function and giving the parent full control over steering and movement.

Detachable Cup Holder

The non-slip cup holder keeps drinks steady and holds phones securely. Perfect for checking navigation, answering calls, or playing music on the go.

Ideal for park walks or travel, making outings easier and more comfortable.



Image illustrating the parent-controlled steering mode of the QPLAY Comfo-Max tricycle, showing how a toggle switch lock system disengages the pedal-to-wheel linkage.

Safety Harness


The 5-point safety belt provides multiple layers of protection to ensure your child's stability during rides. It features quick and convenient fastening and release for ease of use.



Close-up image of the 5-point safety belt in the QPLAY Comfo-Max stroller, emphasizing its quick and convenient fastening and release mechanism for child stability.

Braking System

The stroller bike is equipped with a one-step dual brake. The foot-activated rear brake instantly locks both front and rear wheels, providing stable, secure, and hands-free stopping.



5-Point Safety Belt

Provides multiple layers of protection to ensure your baby's safety and stability during rides, featuring quick and convenient fastening and release.

Image showing the one-step dual brake system of the QPLAY Comfo-Max stroller, with a foot-activated rear brake that locks both front and rear wheels.

Footrest Adjustment

The triple footrest design can be adjusted or folded away as your child grows and transitions from being pushed to independent pedaling.

Canopy Adjustment

The UPF 50+ sunshade canopy is detachable and adjustable, providing reliable protection for your baby's delicate skin from direct sunlight and UV damage. Adjust its position by sliding or extending it as needed.

Detachable & Adjustable Canopy

Protects your child from direct sunlight and UV damage.



Image demonstrating the detachable and adjustable canopy of the QPLAY Comfo-Max stroller, along with a detachable backpack and cup holder.

Storage and Accessories

The stroller bike includes a detachable small backpack for convenient storage of your child's toys and snacks. A non-slip cup holder is also provided to keep drinks steady and hold phones securely.

One-Step Dual Brake

Foot-activated rear brake locks front and rear wheels instantly—stable, secure, and hands-free.




Image highlighting the detachable non-slip cup holder on the QPLAY Comfo-Max stroller, designed to keep drinks and phones secure.

Your browser does not support the video tag.

This video demonstrates the QPLAY Comfo-Max Toddler Bike Stroller in use, highlighting its versatility as a push stroller for young children and its transition to an independent tricycle as the child grows. It shows a child being secured in the harness and a parent pushing the stroller.

Your browser does not support the video tag.

This video showcases the QPLAY Comfo-Max Toddler Bike Stroller in various outdoor settings, emphasizing its ease of use for parents and the enjoyable experience for children. It illustrates the stroller's maneuverability and comfortable design.

MAINTENANCE

Cleaning

- Wipe down the frame with a damp cloth and mild soap.
- Fabric components (seat, canopy, storage bag) can be spot cleaned with a mild detergent. Allow to air dry completely.
- Do not use abrasive cleaners or solvents.

Storage

- Store the stroller bike in a dry, cool place away from direct sunlight when not in use.
- Utilize the compact folding feature for convenient storage.

Wheel Care

The EVA all-terrain tires are designed for durability and require minimal maintenance. Periodically check wheels for debris and ensure they spin freely. No inflation is required.



Image showcasing the EVA all-terrain tires of the QPLAY Comfo-Max stroller, with examples of various surfaces (gravel, grass, sand, dirt) they can navigate.

TROUBLESHOOTING

- **Difficulty Steering:** Ensure the parent push handle is securely attached and the pedal-to-wheel linkage is correctly engaged or disengaged as per the desired mode. Check for any obstructions in the wheels.
- **Stroller Bike Does Not Fold:** Verify that all locking mechanisms are disengaged and the seat is in the correct position for folding. Do not force the folding mechanism.
- **Harness Not Securing:** Check that the harness straps are not twisted and are correctly threaded through the buckles. Adjust the strap length to fit the child snugly.
- **Wheels Not Moving Freely:** Inspect wheels for any trapped debris, hair, or foreign objects. Clean as necessary.

If you encounter issues not covered here, please contact QPLAY customer support for assistance.

SPECIFICATIONS

Feature	Detail
Brand	QPLAY
Model	Comfo-Max
Color	Black
Material	Carbon Steel (Frame), Fabric (Seat)
Age Range	10 Months to 6 Years Old
Maximum Weight Recommendation	25 Kilograms (55 lbs)
Item Dimensions (L x W x H)	42.52"L x 20.47"W x 42.52"H
Folded Size	38.97" x 23.62" x 20.47"
Harness Type	5 Point
Number of Wheels	3
Stroller Brake System	Yes (1-Step Dual Brake)
Specification Met	ASTM, JPMA

Product Size & Portable Design



Diagram illustrating the product dimensions and folded size of the QPLAY Comfo-Max stroller, along with weight capacity and age range.

WARRANTY AND SUPPORT

QPLAY products are manufactured to high-quality standards and are backed by a manufacturer's warranty. For specific warranty details, including coverage and duration, please refer to the warranty card included with your purchase or visit the official QPLAY website.

For technical support, replacement parts, or any questions regarding your QPLAY Comfo-Max Toddler Bike Stroller, please contact QPLAY customer service through their official channels. Contact information can typically be found on the product packaging or the QPLAY brand website.

We recommend registering your product to receive important updates and support.