

## SMALLRIG 5365

# SMALLRIG Universal Mount Plate Kit 5365 Instruction Manual

Model: 5365 | Brand: SMALLRIG

## 1. INTRODUCTION

This instruction manual provides detailed information on the proper setup, operation, and maintenance of your SMALLRIG Universal Mount Plate Kit 5365. This kit is designed to enhance your camera rig by providing versatile mounting options for various accessories.



Figure 1: SMALLRIG Universal Mount Plate Kit 5365

## 2. PRODUCT OVERVIEW

The SMALLRIG Universal Mount Plate Kit 5365 is a robust and adaptable solution for camera operators. It integrates essential features for expanding your camera rig's capabilities.

### Key Features:

- **Dual-Rod Expansion Capability:** Designed to expand accessories using 15mm rod clamps. The mounting base features a one-lock-two design for quick and secure attachment of 15mm rods. This allows for the integration of lens supports, follow focuses, matte boxes, and V-mount battery plates.
- **Integrated Quick-Release Plate for Arca-Swiss:** A built-in Arca-Swiss quick-release plate on the top facilitates seamless and rapid assembly and disassembly of your camera.
- **Adjustable Buckle:** The locking mechanism utilizes an adjustable buckle design for easy and quick locking and unlocking, compatible with most Arca-Swiss quick-release plates.
- **Multiple Mounting Points:** The base is equipped with 1/4"-20 and 3/8"-16 threaded holes, enabling secure and stable mounting with quick-release plates for Manfrotto using two screws.

### In the Box:

- Mount Plate Kit x 1
- Guarantee Card x 1

## Mount Plate Kit with Dual 15mm Rod Clamp

ID: 5365

### Package

Mount Plate Kit × 1  
Guarantee Card × 1



## Specifications

### Product Dimensions

80.0 × 68.5 × 59.1mm  
3.1 × 2.7 × 2.3in

### Package Dimensions

126.0 × 110.5 × 87.0mm  
5.0 × 4.3 × 3.4in

### Material(s)

Aluminum Alloy,  
Stainless Steel, Silicone

### Net Weight

173.0 ± 5.0g / 6.1 ± 0.2oz

### Product Weight

253.6 ± 5.0g / 8.9 ± 0.2oz

Figure 2: Package Contents and Product Specifications

### 3. SETUP AND INSTALLATION

---

Follow these steps to properly set up and install your Universal Mount Plate Kit.

#### 3.1 Attaching the Mount Plate to Your Camera

1. Ensure your camera or camera cage has an Arca-Swiss compatible plate or a 1/4"-20 or 3/8"-16 threaded hole on its base.
2. Align the built-in Arca-Swiss quick-release plate on the top of the Mount Plate Kit with your camera's Arca-Swiss receiver.
3. Slide the camera onto the Mount Plate Kit until it clicks securely into place. Use the adjustable buckle to tighten if necessary.
4. Alternatively, if using a Manfrotto-compatible plate, attach it to the 1/4"-20 or 3/8"-16 threaded holes on the bottom of the Mount Plate Kit using two screws for stability.



Figure 3: Integrated Arca-Swiss Quick-Release Plate for seamless camera attachment.

#### 3.2 Attaching 15mm Rods and Accessories

1. Insert 15mm rods into the dual 15mm rod clamps on the Mount Plate Kit.



2. Tighten the one-lock-two design mechanism to secure the rods firmly.
3. Attach desired accessories such as lens supports, follow focuses, or V-mount battery plates to the 15mm rods.



Figure 4: The dual 15mm rod clamps allow for extensive accessory expansion.

### 3.3 Video Guide: Accessory Installation

Your browser does not support the video tag.

Video 1: This video demonstrates the installation of a NATO rail, a 15mm rod, and a follow focus, illustrating how the 15mm rod system, compatible with this mount plate, is used to attach various camera accessories.

## 4. OPERATING INSTRUCTIONS

The Mount Plate Kit is designed for ease of use and quick adjustments.

### 4.1 Using the Arca-Swiss Quick-Release

- To attach your camera: Align the camera's Arca-Swiss plate with the receiver on the Mount Plate Kit and slide it in until it locks.
- To detach your camera: Pull the quick-release lever to unlock the plate and slide the camera off.




Figure 5: Demonstrating the quick-release functionality for camera removal.

### 4.2 Adjusting the Locking Buckle

The locking buckle can be adjusted to accommodate various Arca-Swiss plate sizes, ensuring a snug fit.

- To adjust: Loosen the screw on the adjustable buckle, position it for a secure fit with your specific Arca-Swiss plate, and then re-tighten the screw.



Figure 6: The adjustable buckle ensures compatibility with various Arca-Swiss plates.

## 5. MAINTENANCE

---

To ensure the longevity and optimal performance of your Mount Plate Kit, follow these maintenance guidelines:

- **Cleaning:** Wipe the unit with a soft, dry cloth after each use to remove dust and debris. For stubborn dirt, use a slightly damp cloth and dry thoroughly.
- **Storage:** Store the Mount Plate Kit in a dry, cool place away from direct sunlight and extreme temperatures.
- **Inspection:** Periodically check all screws and moving parts for tightness. Re-tighten any loose components to prevent accidental detachment of equipment.
- **Avoid Harsh Chemicals:** Do not use abrasive cleaners or solvents, as these can damage the finish and materials.

## 6. TROUBLESHOOTING

---

If you encounter any issues with your Mount Plate Kit, refer to the following common troubleshooting tips:

- **Issue: Camera feels loose on the Arca-Swiss plate.**  
**Solution:** Ensure the quick-release lever is fully engaged. Adjust the locking buckle to provide a tighter grip on your camera's Arca-Swiss plate.
- **Issue: 15mm rods are not secure.**  
**Solution:** Verify that the one-lock-two mechanism for the 15mm rod clamps is fully tightened. Check if the rods are correctly inserted into the clamps.
- **Issue: Difficulty attaching or detaching the camera.**  
**Solution:** Ensure no debris is obstructing the quick-release mechanism. Lubricate moving parts with a small amount of silicone-based lubricant if movement is stiff.

For further assistance, please contact SMALLRIG customer support.

## 7. SPECIFICATIONS

Attribute	Detail
Product Dimensions	3.15 x 2.7 x 2.33 inches (80.0 x 68.5 x 59.1 mm)
Item Weight	6.1 ounces (173 Grams)
Material(s)	Aluminum Alloy, Stainless Steel, Silicone
Package Dimensions	5.0 x 4.3 x 3.4 inches (126.0 x 110.5 x 87.0 mm)
Model Number	5365



## 8. WARRANTY AND SUPPORT

SMALLRIG products are manufactured to high-quality standards. For warranty information or technical support, please refer to the official SMALLRIG website or contact their customer service directly. Keep your purchase receipt as proof of purchase.

## 9. ENVIRONMENTAL RESPONSIBILITY

This product is part of the Climate Pledge Friendly initiative, reflecting our commitment to sustainability and carbon-friendly practices. Every purchase helps support international carbon offset projects. For more information, visit [climate-id.com/R3UHE5](https://climate-id.com/R3UHE5).

### Related Documents - 5365

<div><p>Right-Angle 15mm Rod Clamp</p></div>	<p><a href="#">SmallRig Right-Angle 15mm Rod Clamp - Operating Instruction</a></p> <p>Operating instructions and specifications for the SmallRig Right-Angle 15mm Rod Clamp (Model 2069), detailing its features, applications, safety guidelines, and package contents.</p>
<div><p>Arca-Type Quick Release Mount Plate Kit</p></div>	<p><a href="#">SmallRig Arca-Type Quick Release Mount Plate Kit 2280 Operating Instructions</a></p> <p>Operating instructions for the SmallRig Arca-Type Quick Release Mount Plate Kit 2280, designed for mirrorless and DSLR cameras. Includes product details, safety guidelines, specifications, and what's in the box.</p>

<div>SmallRig</div> <div></div> <div>Mount Plate for AirTag for Canon</div>	<div><a href="#">SmallRig MD5424 Mount Plate for AirTag for Canon Cameras - Operating Instructions</a></div> <div>Detailed operating instructions and specifications for the SmallRig MD5424 Arca-Swiss mount plate designed for Canon EOS R5, R5 C, R5 Mark II, R6, R7, and R10 cameras. Features integrated AirTag compartment, quick-release system, and multiple mounting points.</div>
<div>SmallRig</div> <div></div> <div>Mount Plate for AirTag for Sony</div>	<div><a href="#">SmallRig MD5423 Mount Plate for AirTag for Sony Cameras - Operating Instructions</a></div> <div>Detailed operating instructions for the SmallRig MD5423 Arca-Swiss Mount Plate designed for Sony Alpha and FX series cameras, featuring an integrated AirTag compartment, quick release system, and expansion options.</div>
<div>SmallRig</div> <div></div> <div>Super Clamp with 1/4-20 and 3/8-16 Thread</div>	<div><a href="#">SmallRig Super Clamp with 1/4" and 3/8" Thread - Operating Instructions</a></div> <div>Operating instructions and specifications for the SmallRig Super Clamp, a versatile and durable mounting accessory for cameras, lights, and other equipment. Details include safety guidelines, rod compatibility, mounting options, and technical specifications.</div>
<div>SmallRig</div> <div></div> <div>V Mount Battery Mount Plate with Dual 15mm Rod Clamp</div>	<div><a href="#">SmallRig 3016 V Mount Battery Mount Plate with Dual 15mm Rod Clamp - Operating Instructions</a></div> <div>Operating instructions and product details for the SmallRig 3016 V Mount Battery Mount Plate with Dual 15mm Rod Clamp. Learn about its features, safety guidelines, specifications, and how to use it with your camera rig.</div>