



Manuals.plus /

› AugustknowU /

› AugustknowU HG07375 Filter Set Instruction Manual for Silvercrest SBZBK 850 A1 Vacuums

AugustknowU HG07375

AugustknowU HG07375 Filter Set Instruction Manual for Silvercrest SBZBK 850 A1 Vacuums

Model: HG07375 | Brand: AugustknowU

INTRODUCTION

This instruction manual provides essential information for the proper installation, operation, and maintenance of the AugustknowU HG07375 Filter Set. This filter set is specifically designed for use with Silvercrest SBZBK 850 A1 vacuum cleaner models. It is engineered to effectively capture small particles, contributing to cleaner and fresher indoor air quality.

Please read this manual thoroughly before installing or replacing the filters to ensure optimal performance and longevity of your vacuum cleaner.

INSTALLATION INSTRUCTIONS

The AugustknowU HG07375 Filter Set is designed for straightforward installation. No special tools or expertise are required.

- Power Off:** Before beginning, ensure your Silvercrest SBZBK 850 A1 vacuum cleaner is turned off and unplugged from the power outlet to prevent accidental operation.
- Locate Filter Compartment:** Refer to your vacuum cleaner's original manual to locate the filter compartment. This is typically found near the dustbin or exhaust vent.
- Remove Old Filter:** Carefully open the filter compartment and remove the existing filter(s). Dispose of the old filter(s) according to local regulations.
- Insert New Filter:** Take the new AugustknowU HG07375 filter(s) from the package. Ensure the filter is oriented correctly according to the markings on the filter or the vacuum cleaner's compartment. Gently push the filter into place until it is securely seated.
- Close Compartment:** Close the filter compartment cover firmly until it clicks into place.
- Power On:** Plug in your vacuum cleaner and turn it on to verify proper installation.



Image 1: The AugustknowU HG07375 Filter Set, featuring both the rectangular pleated filter and the round foam filter, ready for installation.



Image 2: An angled view of the filter set, illustrating the design of both the pleated and foam filters.

FILTER FUNCTION AND OPERATION

Once installed, the AugustknowU HG07375 Filter Set operates passively as an integral part of your Silvercrest SBZBK 850 A1 vacuum cleaner's filtration system. Its primary function is to capture airborne particles during vacuum operation.

- **High Efficiency Filtration:** The filter effectively traps dust, dirt, pet dander, and other microscopic particles, preventing them from being recirculated into your indoor environment.
- **Improved Air Quality:** By containing these particles, the filter contributes to a cleaner and healthier living space, which is particularly beneficial for individuals with allergies or respiratory sensitivities.
- **Optimal Suction Power:** A clean, properly functioning filter helps maintain the vacuum cleaner's optimal suction power, ensuring efficient cleaning performance.



Image 3: A top-down perspective of the filter set, illustrating the filtration surfaces.

MAINTENANCE AND REGULAR REPLACEMENT

To ensure the continued high performance of your Silvercrest SBZBK 850 A1 vacuum cleaner and maintain optimal indoor air quality, regular replacement of the AugustknowU HG07375 Filter Set is recommended.

- **Replacement Frequency:** The exact replacement interval may vary depending on usage frequency, the type of debris collected, and the presence of pets or allergy sufferers in the household. As a general guideline, inspect your filters regularly and replace them when they appear visibly dirty or when you notice a decrease in suction power.
- **Benefits of Regular Replacement:**
 - Maintains maximum suction power.
 - Ensures consistent and effective filtration.
 - Extends the lifespan of your vacuum cleaner.
 - Improves indoor air quality.
- **Cleaning:** While some vacuum filters are washable, the AugustknowU HG07375 filter set is designed

for replacement. Attempting to wash these filters may compromise their filtration efficiency.



Image 4: A detailed view of the rectangular pleated filter, showing its construction.

TROUBLESHOOTING

If you experience issues with your Silvercrest SBZBK 850 A1 vacuum cleaner after installing the AugustknowU HG07375 Filter Set, consider the following:

- **Reduced Suction Power:**
 - Ensure the filter(s) are installed correctly and securely in their compartments.
 - Check if the filter(s) are excessively dirty or clogged. If so, replace them with new ones.
 - Verify that the vacuum cleaner's dustbin is not full and that there are no blockages in the hose or attachments.
- **Unusual Odors:**
 - Unusual odors during vacuum operation can indicate a very dirty filter. Replace the filter set.
- **Filter Not Fitting:**
 - Double-check that you have the correct filter model (HG07375) for your Silvercrest SBZBK 850 A1 vacuum cleaner.
 - Ensure the filter is oriented correctly. Do not force the filter into place.

If problems persist after following these steps, consult your vacuum cleaner's original instruction manual or contact the vacuum cleaner manufacturer for further assistance.





PRODUCT SPECIFICATIONS

Product Name	Filter Set
Part Number	HG07375
Material	Plastic + Filter Paper
Color	Black + White
Fitment	For Silvercrest SBZBK 850 A1
Number of Pieces	1 Set (includes multiple filters)
Product Dimensions	7.87 x 7.87 x 1.97 inches (approximate, for packaging)
Item Weight	4.6 ounces
Manufacturer	AugustknowU

MADE IN CHINA

Product Name: **Home Garden**
Manufacturer: ChangShaShiChengDuKeJiYouXianGongSi
Address: **Room 210, Building 4, No.67, Section 1, Qiujiang Avenue, Langli Street, Changsha County**
Manufacturer E-mail/URL: cschengdu@163.com

EU	REP	SUCCESS COURIER SL CALLE RIO TORMES NUM.1, PLANTA 1, DERECHA, OFICINA 3, Fuenlabrada, Madrid, 28947 Spain succeservice2@hotmail.com
-----------	------------	---

 **FR**
ÉLÉMENTS D'EMBALLAGE À SÉPARER ET À DÉPOSER DANS LE BAC DE TRI
  










 Please do not place at a high place to avoid falling.
 Bitte nicht an einem hohen Ort platzieren, um ein Herunterfallen zu vermeiden.
 Veuillez ne pas le placer en hauteur pour éviter de tomber.
 Por favor, no lo coloque en un lugar alto para evitar caídas.
 Si prega di non posizionare in un luogo elevato per evitare cadute.
 Plaats het niet op een hoge plaats om vallen te voorkomen.
 Veuillez ne pas le placer en hauteur pour éviter de tomber.
 Lütfen düşmeyi önlemek için yüksek bir yere koymayın.
 Vänligen placera inte på en hög plats för att undvika att falla.

Image 5: Product label with manufacturing details and general safety warnings.

Safety Warning: Please do not place at a high place to avoid falling.

WARRANTY AND SUPPORT

Information regarding specific warranty terms or direct customer support contacts for the AugustknowU HG07375 Filter Set is not available in the provided product data. For any issues or inquiries, please refer to the retailer where the product was purchased or check the manufacturer's official website if available.