

## LAGENIO A11

# LAGENIO A11 Smartphone User Manual

Model: A11

## 1. INTRODUCTION

The LAGENIO A11 is a modern smartphone designed for daily use, combining advanced features with a user-friendly experience. It operates on Android 15 and is powered by an Octa-Core Unisoc T7250 processor, ensuring smooth performance for various tasks. Key features include a vibrant 6.7-inch HD+ display with a 120Hz refresh rate, a long-lasting 5150mAh battery, and a versatile camera system.

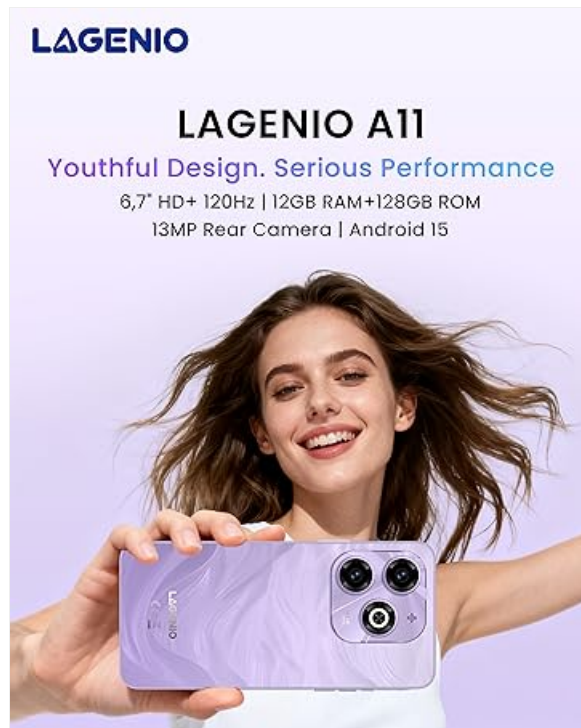


Figure 1.1: LAGENIO A11 Smartphone highlighting its design and performance.

## 2. SETUP

## 2.1 Package Contents

Before you begin, ensure all items are present in the package:

- LAGENIO A11 Smartphone
- USB Cable
- Protective Case
- User Manual
- Information Card

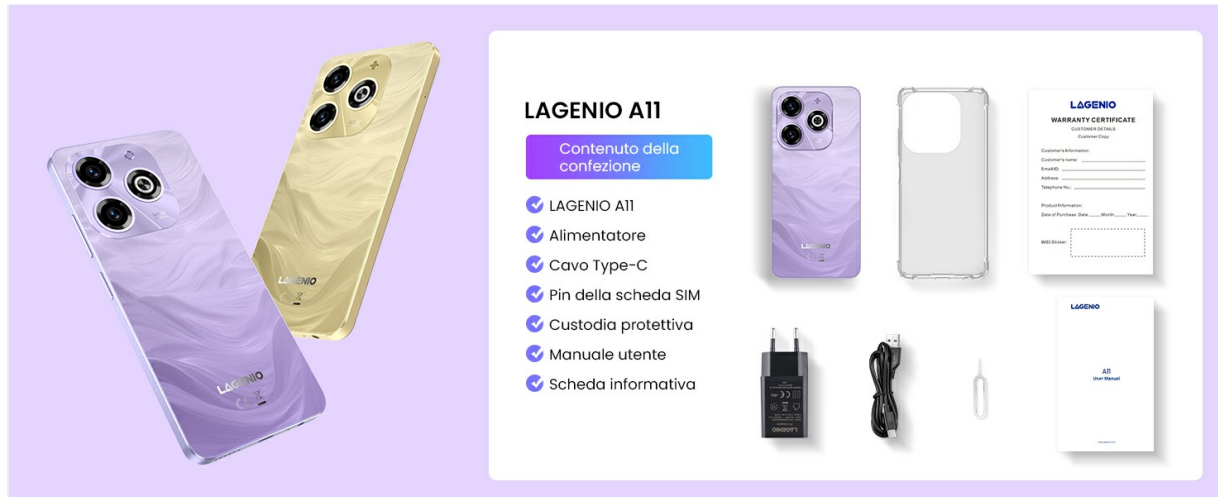


Figure 2.1: Contents of the LAGENIO A11 retail package.

## 2.2 SIM Card and TF Card Installation

The LAGENIO A11 supports Dual SIM 4G and expandable storage up to 1TB via a TF card. To install your SIM and TF cards:

1. Locate the SIM tray on the side of the device.
2. Insert the SIM ejection tool (if provided) into the small hole next to the tray and press gently until the tray pops out.
3. Place your Nano-SIM cards and/or TF card into the designated slots on the tray. Ensure they are correctly oriented.
4. Carefully push the tray back into the device until it clicks into place.

<b>Scheda informativa del prodotto</b>	
REGOLAMENTO DELEGATO (UE) 2023/1669 DELLA COMMISSIONE per quanto riguarda l'etichettatura energetica degli smartphone e dei tablet	
<b>1. Marchio</b> LAGENIO	<b>2. Identificativo del modello</b> A11
<b>3. Parametri generali del prodotto:</b>	
Parametro	Valore
4. Tipo di dispositivo	Smartphone
5. Sistema operativo	Android
6. Classe di efficienza energetica	A
7. Batteria sostituibile da parte dell'utente	No
8. Durata della batteria per ciclo (END <sub>device</sub> [h])	63
9. Durata della batteria in cicli – impostazioni predefinite [cicli]	1 000
10. Capacità nominale della batteria (C <sub>ra</sub> <sub>100</sub> [mAh])	5 150
11. Commercializzato con custodia protettiva	No
12. Prova di affidabilità in caso di caduta libera ripetuta – cadute senza riportare difetti [n]	270
13. Prova di affidabilità in caso di caduta libera ripetuta – cadute senza riportare difetti, prova effettuata in stato completamente esteso [n]	n.a.
14. Classe di affidabilità in caso di caduta libera ripetuta	A

15. Grado di protezione da agenti esterni	IP54	
16. Profondità di immersione in acqua specificata, in caso di IPx8 [m]	n.a.	
17. Resistenza ai graffi dello schermo sulla scala di Mohs	6	
18. Carica-batterie	Potenza di uscita richiesta [W]	10
	Tipo di presa (all'estremità del dispositivo)	USB-C
<b>Informazioni sulla riparabilità:</b>		
19. Disponibilità minima garantita di aggiornamenti di sicurezza, aggiornamenti correttivi e aggiornamenti delle funzionalità del sistema operativo (anni)	5	
20. Classe di riparabilità (in base all'indice riportato di seguito)	B	
21. Indice di riparabilità	3,70	
21a. Punteggio relativo alla profondità di smontaggio ( $S_{DS}$ ) punteggio	4,30	
21b. Punteggio relativo al tipo di elementi di fissaggio ( $S_F$ )	3,50	
21c. Punteggio relativo al tipo di attrezzi ( $S_T$ )	4,00	

Pagina 1 / 2

21d. Punteggio relativo ai pezzi di ricambio ( $S_{SP}$ )	4
21e. Punteggio relativo alla durata degli aggiornamenti software ( $S_{SU}$ )	3
21f. Punteggio relativo alle informazioni sulla riparazione ( $S_{RI}$ )	3
22. Link alle informazioni sulla disponibilità di pezzi di ricambio per riparatori professionisti e utenti finali	/
23. Link alle istruzioni relative alle riparazioni per gli utenti finali	/
24. Link ai prezzi indicativi ante imposte	/
<b>Informazioni supplementari:</b>	/
25. Durata minima della garanzia offerta dal fornitore [mesi]	12

Modello immesso sul mercato dell'Unione da 14/07/2025.



Numero di registrazione EPREL: 2415291

<https://eprel.ec.europa.eu/qr/2415291>

**Fornitore:** Apex CE Specialists GmbH (Rappresentante autorizzato)

**Sito web:**

**Servizio di assistenza alla clientela:**

**Nome:** Apex CE Specialists GmbH

**Sito web:**

**E-mail:** [Info@apex-ce.de](mailto:Info@apex-ce.de)

**Telefono:** +49 177 699 5991

**Indirizzo:**  
Grafenberger Allee 277, 40237 Düsseldorf  
Germania

Pagina 2 / 2

Figure 2.2: Proper insertion of SIM and TF cards into the tray.

## 2.3 Initial Power On

Press and hold the Power button on the side of the device until the LAGENIO logo appears. Follow the on-screen instructions to complete the initial setup, including language selection, Wi-Fi connection, and Google account setup.

## 3. OPERATING INSTRUCTIONS

### 3.1 Android 15 Features

The LAGENIO A11 runs on the latest Android 15, offering enhanced privacy controls, improved multitasking capabilities, and a more intuitive user interface. Enjoy instant app launches and efficient process management.



Figure 3.1: Android 15 operating system interface.

### 3.2 Display Usage

Experience fluid visuals on the 6.7-inch HD+ Incell display with a 120Hz refresh rate. This high refresh rate ensures smooth scrolling and an immersive viewing experience for videos and games.

# Display Incell HD+ da 6,7"

Scorrimento fluido e nitidezza senza pari.

			
Tipo di schermo	Frequenza di aggiornamento	Risoluzione	Rapporto schermo-corpo
Incell HD+ da 6,7"	120 Hz	720*1600	90%

# 120Hz



Schermo Corning Gorilla 5 resistente

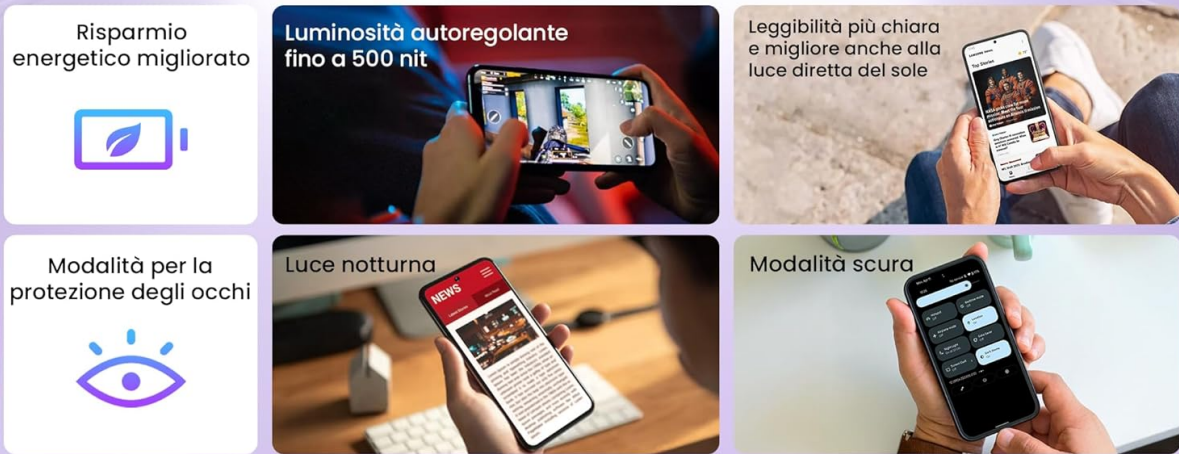


Figure 3.2: The 6.7-inch HD+ 120Hz Incell display.

## 3.3 Biometric Security

Unlock your device securely and quickly using either the side-mounted fingerprint sensor or facial recognition. To set up:

- Navigate to **Settings > Security & location**.
- Select **Fingerprint** or **Face Unlock** and follow the on-screen instructions to register your biometric data.



**Più funzioni, più impressioni**

-  GPS/GLONASS/Beidou/Galileo
-  Sblocco Face ID
-  Design con 3 slot per schede
-  Jack per cuffie da 3,5 mm

Figure 3.3: Fingerprint and Face ID security features.

## 4. CAMERA FEATURES

Capture life's moments with the LAGENIO A11's camera system. The rear camera features a 13MP sensor with AI enhancements and Portrait mode, allowing for vivid and detailed photos. The 8MP front camera is ideal for clear selfies.

# 13 Mpx

Fotocamera principale da

Dotato di una fotocamera principale da 13 MP, cattura i momenti più belli e immortala la bellezza della vita.



Bellezza



Sfocatura



Panorama



# 8Mpx

Fotocamera frontale




Figure 4.1: Overview of the LAGENIO A11 camera system.

## 4.1 Widevine L1 Support

The LAGENIO A11 supports Widevine L1, enabling you to stream high-definition content from popular platforms with excellent image quality and detail.

## 5. BATTERY AND CHARGING

The device is equipped with a robust 5150mAh battery, providing extended usage times. It supports OTG (On-The-Go) functionality, allowing you to connect external devices or even charge other small gadgets.

# Batteria a lunga durata da 5150 mAh

Con l'enorme capacità di 5150 mAh, puoi scattare innumerevoli foto, registrare video straordinari e condividere le tue esperienze con il mondo senza preoccupazioni.



Figure 5.1: LAGENIO A11 battery and charging capabilities.

## 6. CONNECTIVITY AND NAVIGATION

### 6.1 Dual SIM 4G

The LAGENIO A11 supports Dual SIM 4G, allowing you to use two different network providers simultaneously. This feature is convenient for managing personal and work contacts or for international travel.

### 6.2 Global Navigation Systems

Benefit from reliable and precise positioning with support for multiple satellite navigation systems: GPS, GLONASS, GALILEO, and BEIDOU.

### 6.3 Other Connectivity

The device also includes Bluetooth 5.0 for seamless wireless accessory connections and a 3.5mm headphone jack for traditional audio devices.



Figure 6.1: Various connectivity options of the LAGENIO A11.

## 7. SPECIFICATIONS

Feature	Specification
Brand	LAGENIO
Model Name	A11
Operating System	Android 15
RAM Size	12 GB (4GB physical + 8GB virtual)
Storage Capacity	128 GB
Max Supported Flash Memory Size	1 TB
Screen Size	6.7 Inches
Screen Type	LCD
Max Screen Resolution	720x1600
Refresh Rate	120 Hz
Rear Camera Resolution	13 MP
Front Camera Resolution	8 MP
Battery Capacity	5150 mAh
Cellular Technology	4G
Number of SIM Card Slots	Dual SIM
Biometric Identification	Fingerprint Recognition, Facial Recognition
Headphone Jack	3.5 mm
USB Port	USB-C

Feature	Specification
Water Resistance Level	Not water resistant
Average Battery Life (in use)	33 Hours
Country of Origin	China

Table 7.1: Technical specifications of the LAGENIO A11 Smartphone.

For more detailed product information, including energy efficiency ratings, please refer to the official EU EPREL database: <https://eprel.ec.europa.eu/qr/2415291>

## 8. MAINTENANCE

---

To ensure the longevity and optimal performance of your LAGENIO A11, follow these maintenance guidelines:

- **Cleaning:** Use a soft, lint-free cloth to clean the screen and body. Avoid abrasive materials or harsh chemicals.
- **Software Updates:** Regularly check for and install system updates to benefit from the latest security patches and feature enhancements. Go to **Settings > System > System update**.
- **Battery Care:** Avoid extreme temperatures. Do not let the battery drain completely frequently, and avoid overcharging for extended periods.
- **Storage Management:** Periodically clear unnecessary files and apps to free up storage space and maintain device speed.

## 9. TROUBLESHOOTING

---

If you encounter issues with your LAGENIO A11, try these common troubleshooting steps:

- **Device Unresponsive:** If the device is frozen, press and hold the Power button for about 10-15 seconds to force a restart.
- **Battery Draining Quickly:** Check background app usage in **Settings > Battery**. Reduce screen brightness and disable unnecessary features like Wi-Fi, Bluetooth, or GPS when not in use.
- **Network Connectivity Issues:** Ensure your SIM card is correctly inserted. Try toggling Airplane Mode on and off. If the issue persists, contact your network provider.
- **App Crashing:** Clear the app's cache and data (**Settings > Apps > [App Name] > Storage > Clear cache/Clear data**) or reinstall the app.
- **Slow Performance:** Close unused apps, clear cache, and ensure sufficient storage space. A factory reset (**Settings > System > Reset options > Erase all data (factory reset)**) can resolve persistent performance issues, but back up your data first.

## 10. WARRANTY AND SUPPORT

---

LAGENIO is committed to providing excellent customer service for your A11 Smartphone:

- **30-Day Return Policy:** Enjoy a 30-day no-reason return period.
- **2-Year Warranty:** Your device comes with a 2-year free warranty covering manufacturing defects.
- **Technical Support:** Long-term technical support is available.
- **Customer Service:** Contact our 24-hour online customer service for any concerns or problems during use.

We aim to respond within 24 hours.

For support, please refer to the contact information provided in your product packaging or visit the official LAGENIO website.